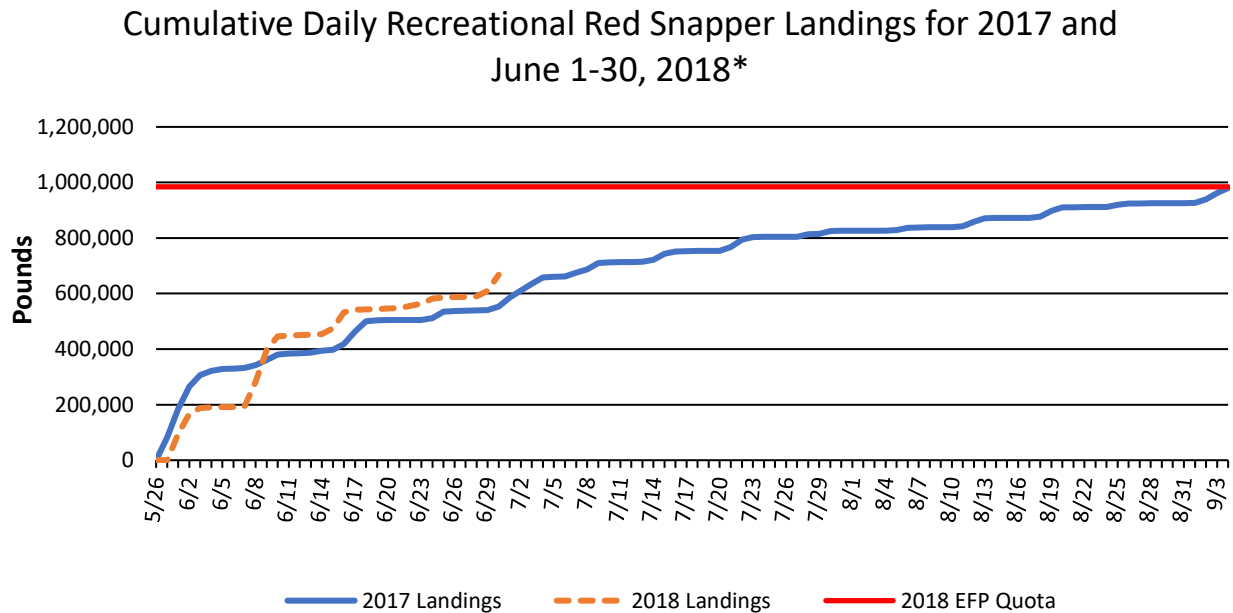


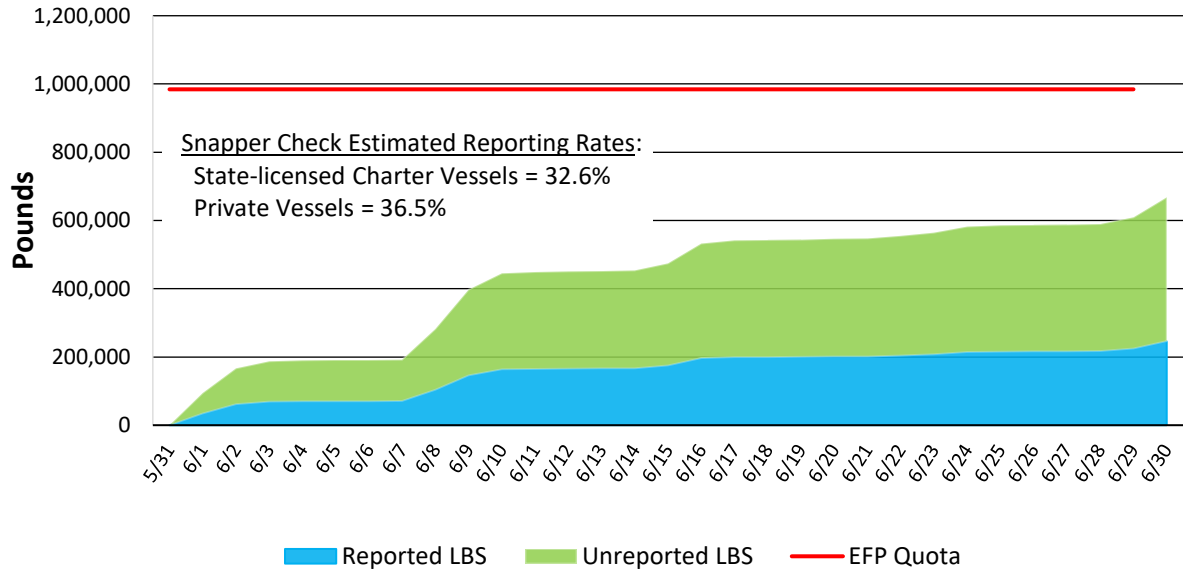
2018 Alabama Private Angler Red Snapper Season: June 1 – 30, 2018

During 2018 and 2019, the Alabama Department of Conservation and Natural Resources has been issued an Exempted Fishing Permit (EFP) from NOAA Fisheries to manage the private vessel and state-licensed charter vessel components of Alabama's recreational Red Snapper fishery (excludes federally-permitted charter vessels). During both years of the EFP, ADCNR will attempt to manage landings within a quota of 984,291 pounds. ADCNR will monitor Red Snapper landings via Snapper Check, the program established to collect mandatory reports from recreational anglers landing Red Snapper in Alabama. Any amount above the quota in 2018 will be deducted from the 2019 quota prior to the start of the 2019 season. The following figures represent summary data from the 2018 Alabama Red Snapper recreational season and in some instances data from the 2017 season are provided.

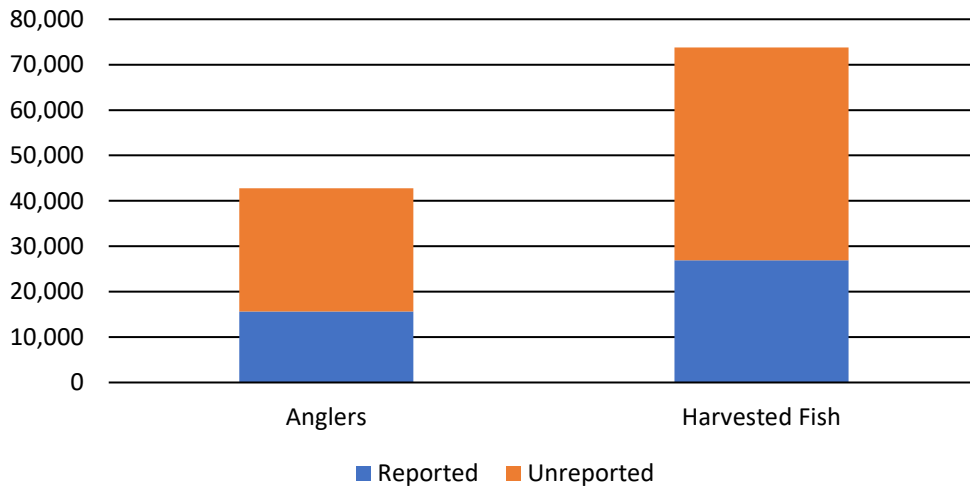


* - In 2017, a state water only Red Snapper season occurred May 26-June 15. Landings include harvests from anglers on private vessels and state-licensed charter vessels. Total estimated harvest through June 30, 2018 is 667,848 pounds.

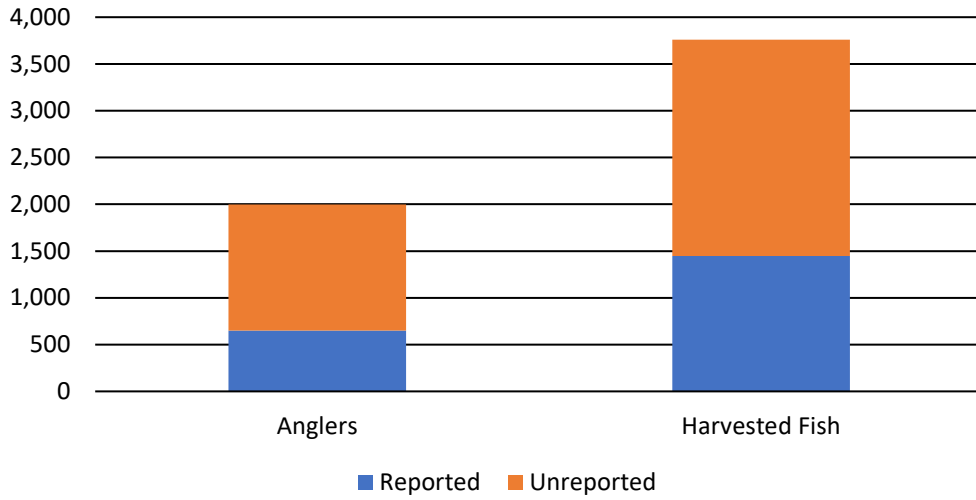
Cumulative Daily Reported and Unreported Red Snapper Landings During June 2018



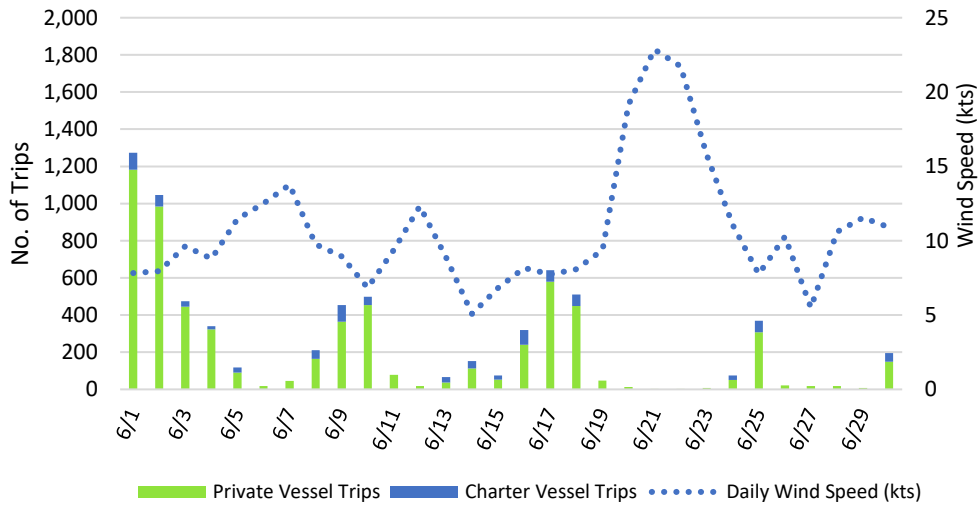
Reported and Estimated Unreported Red Snapper Anglers and Harvested Red Snapper From Private Vessels, June 2018



Reported and Estimated Unreported Red Snapper Anglers and Harvested Red Snapper From State-licensed Charter Vessels, June 2018

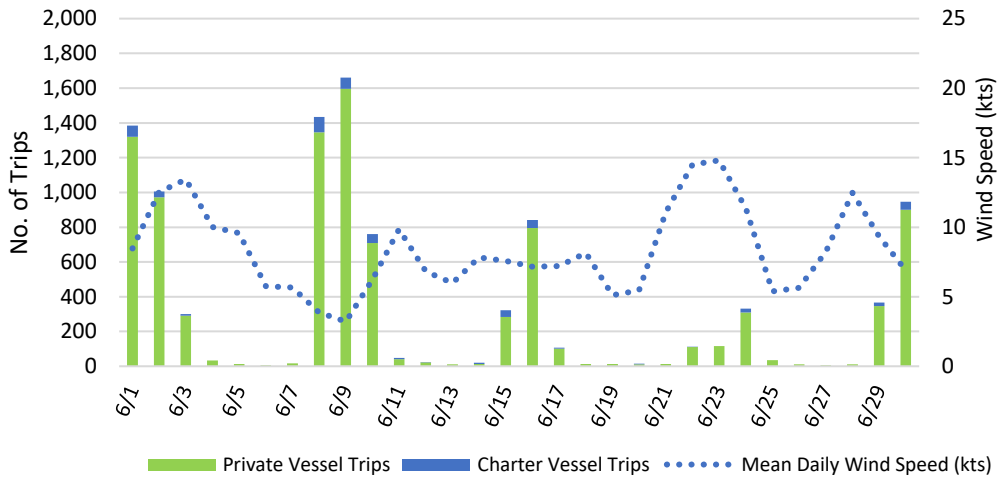


Daily Private Vessel and State-licensed Charter Vessel Trips Landing Red Snapper In Alabama During June 2017*



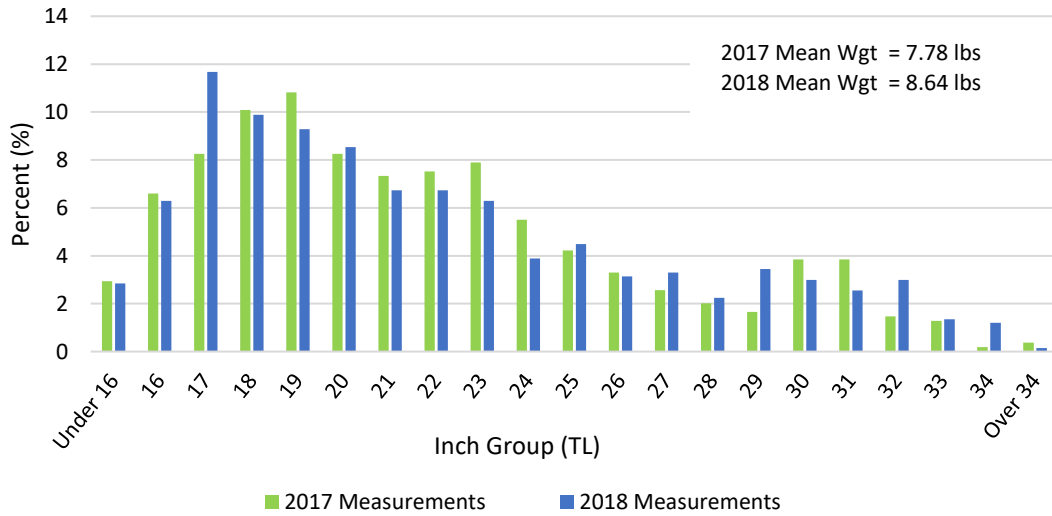
* - A state water only Red Snapper season occurred June 4–15. Mean daily wind speed calculated from data provided by NOAA National Data Buoy Center, Station 42012 (Orange Beach, AL).

Preliminary Daily Private Vessel and State-licensed Charter Vessel Trips Landing Red Snapper In Alabama During June 2018*



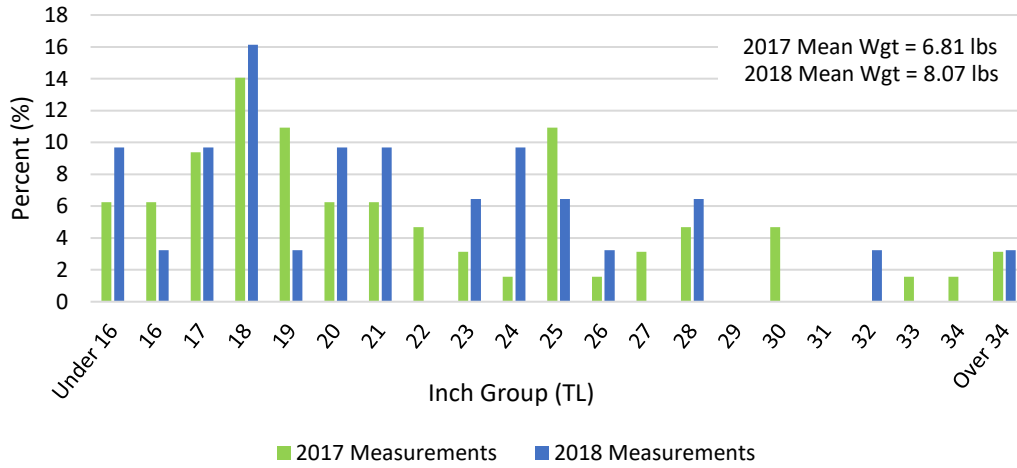
* - Mean daily wind speed calculated from data provided by NOAA National Data Buoy Center, Station 42012 (Orange Beach, AL).

Length-frequency of Red Snapper Sampled from Private Vessels During June 2017* and 2018



* - A state water only Red Snapper season occurred June 4–15, 2017.

Length-frequency of Red Snapper Sampled from State-licensed Charter Vessels During June 2017* and 2018



* - A state water only Red Snapper season occurred June –15, 2017.