


B.A.I.T.

**Bass Anglers Information Team
2002**



Department of Conservation and Natural Resources

Division of Wildlife and Freshwater Fisheries

Fisheries Section

64 North Union Street
Montgomery, Alabama 36130

B.A.I.T.
Bass Anglers
Information Team
2002
Annual Report

by
William C. Nichols and James J. McHugh
Division of Wildlife and Freshwater Fisheries
Department of Conservation and Natural Resources

Funded in part by the Federal Aid to Sport Fish Restoration Program
Alabama DJ/WB Project F-38

INTRODUCTION

The printing of the 2002 B.A.I.T. annual report marks the seventeenth year of the B.A.I.T. program. The objective of the program since its inception has been to gather information on bass populations by combining the efforts of bass club members and state fisheries scientists. The B.A.I.T. program summarizes catch data on reservoir bass populations that are collected and provided to us by participating clubs. This information is used by state fisheries scientists in combination with data from other sources as a basis for fisheries management decisions. Bass anglers use the report to establish future tournament sites or to locate a reservoir that provides a particular type of fishing action.

Through 2002, we have summarized 8,376 tournament reports. B.A.I.T. team anglers have spent 2,001,098 hours collecting data for this program. They have contributed data from 456,981 bass that weighed 766,312 pounds.

METHODS

Every year we attempt to maintain the support of the previous year's clubs and to enlist the support of new clubs through public meetings, news releases and letters. Participating club officers or tournament directors are sent the previous year's annual report, with tournament report postcards to be completed following each tournament. Clubs are assigned individual numbers to insure confidentiality. As tournament cards are received, they are checked for accuracy and entered into a computer database. Club officers are contacted when data are suspected to be erroneous. We compile and analyze the data following receipt of December tournament reports. Statewide tournament results are sorted by reservoir and by club.

To rank reservoirs, five "fishing quality" indicators were used: percent of successful anglers (percent of anglers with one or more bass at weigh-in), bass average weight, number of bass per angler-day, pounds of bass per angler-day, and hours required to catch a bass five pounds or larger. Since the length of a fishing day varies between

tournaments, an angler-day is defined as 10 hours of fishing effort. A minimum of five tournaments for an individual reservoir is considered necessary for minimum confidence in each reservoir dataset. Reservoirs with five or more tournament reports are ranked for each of the quality indicators. Values are assigned to each rank and an overall rank is determined for each reservoir by summing the values of the five quality indicators. This ranking system is intended to be a quick reference for club tournament site selection. It does not constitute a "best and worst" list of Alabama reservoirs and should not be interpreted that way.

RESULTS AND DISCUSSION

Bass clubs submitted 590 tournament reports during 2002. As has been seen in many of the past years, Club representatives did an excellent job filling out the cards and few reports were rejected due to incomplete or erroneous information. We want to again, thank all of the participants of the B.A.I.T. program and urge them to keep up the good work! Fifty clubs or tournament organizations provided data in 2002. Two hundred and seventeen reports from Alabama waters were received from Dr. Carl Quertermus of the University of West Georgia, who summarizes tournament data from the Georgia B.A.S.S. Federation and 43 reports from the Tennessee Wildlife Resource Agency that Tennessee clubs provided from Alabama reservoirs. Without their support, several Alabama reservoirs would not have been well represented in the quality indicator rankings (Table 2). Once again we must stress that reports from more locations increase the capability of the summaries to reflect actual fish population conditions and not just a good or poor day's fishing by one or two clubs.

In 2002, tournament reports were received for 32 bodies of water that were fished 130,429 hours. B.A.I.T. anglers caught 30,359 bass that weighed 52,747.1 pounds (Table 1). A total of 231 bass 5 pounds and larger were reported for an overall catch rate of one bass five pounds or larger for every 565 hours of fishing. The number of bass reported with weights of over eight pounds has declined from 17 in 1997, to 4 in 2001 and 4 again in 2002 (Table 5). The largest bass weighed 9.06 pounds and was caught in the Mobile

River Delta. With 67 bass weighing five pounds or larger, Gunter'sville Reservoir has again led this category.

In 2002, the overall average catch rates for both number (2.33) and pounds (4.04) of bass per day were the best reported since 1994 (Figure 1). Compared to the 2001 report, seven lakes improved in overall fishing success, one lake declined and fifteen lakes remained about the same (Appendix A).

Of the 50 clubs or tournament organizations that submitted data during 2002, 34 submitted five or more tournament reports. Nineteen clubs submitted 10 or more reports. Nine contributors submitted one report as compared to thirteen contributors last year. All club representatives should understand that every tournament report is important if this program is to continue to be successful. A list of clubs contributing tournament results for the 2002 B.A.I.T. report is presented in Table 4.

More tournament reports were received from Eufaula (57) than from any other location. Mobile Delta (49) was second and Gunter'sville (48) was third. Weiss, Harding, Lay, Logan Martin, Martin, Neely Henry, Pickwick, West Point, and Wheeler each had 20 or more tournament reports (Table 1). Twelve lakes were represented by 20 or more reports in 2002 which was the same as in the 2001 report. A good distribution of reports provides more representative catch statistics from which meaningful summaries can be prepared.

Of the 32 reservoirs from which reports were received, 23 had five or more tournament reports (Table 1). The following comments deal with these 23 reservoirs, which are ranked by quality indicators in Table 2. The percent of successful anglers (those with one or more fish) ranged from 50 at Coffeeville to 91 at Weiss. The average weight of bass caught ranged from 1.11 pounds at Harris to 2.55 pounds at Gunter'sville. (Table 1). Catch rates expressed as bass per angler-day ranged from 0.98 at Wilson to 3.45 at Logan Martin. Catch rates as pounds per angler-day ranged from 2.49 at Wilson to 5.68 at Jordan. The statewide average weight for bass caught on all 32 reservoirs was 1.74 pounds.

Overall, Weiss reservoir accumulated more quality indicator points (92) than any other reservoir in Alabama, replacing Millers Ferry from last year. Jordan (87) placed second and Pickwick (86) came in third. Readers should note that the primary intent of Table 2 was not to determine the overall "best" reservoir, but to characterize the fishery of each reservoir. Anglers should first review the quality indicator that is most important to them. The overall rating would be used to narrow choices. For example, if an angler felt that fewer hours to catch bass greater than 5 pounds was the most important indicator, then Guntersville would be the first choice. However, Pickwick that ranked second in this category has a better overall ranking and should provide large bass combined with other higher ranked qualities. If pounds per angler-day were the most important indicator, Jordan would be the first choice even though it was second in overall score.

Bass data as expressed in the B.A.I.T. report from reservoirs with harvest restrictions or length limits will be biased since the data is a function of the restrictions. Length limits are imposed to increase the number of fish below a minimum length or within a specified length range (slot limit) which should eventually result in a supply of bass above the limit. Because all minimum lengths and length ranges will be above the 12-inch limit fished in most tournaments, the restrictions will reduce the total harvest in numbers and possibly pounds. However, those fish weighed in will be larger (longer) by virtue of the minimum length or slot limit when the restriction has become fully functional within the bass community. In the B.A.I.T. report, length limit lakes should rank high for average weight and near the bottom for percent success and bass per angler-day. For instance, bass per angler-day averaged 2.33 statewide but for Wilson it was low at 0.98. Statewide average weight in 2002 was 1.74 pounds for all 32 reservoirs but at Wilson, Guntersville, and Eufaula average weight was over 2.0 pounds. These average weights were higher primarily because the fish weighed in are larger due to the imposed length limits.

Length limits remained in effect during 2002 on West Point (16-inch minimum on largemouth bass through September then 14-inch minimum), Wilson and Guntersville (15-inch minimum on black bass), Eufaula (14-inch minimum on largemouth bass) and

Demopolis (14-inch minimum on black bass), Pickwick (14-inch minimum on smallmouth bass), and Harris and Smith (13 to 16-inch slot on black bass). The quality indicator of pounds of bass per angler continued to increase in the reports from Demopolis but the average individual fish weight and the number of bass caught per angler remain somewhat flat. The reports from Wilson also continue to show a flat trend for all three quality indicators. Additional sampling and more B.A.I.T. information will be needed to determine if the length limits at these two reservoirs will be effective. Data provided by reports from Guntersville continue to reflect a positive response in the bass population from the implementation of the length limit, with a slow but steady improvement in average fish weight and number of fish caught per angler. Between the 2001 and 2002 reports there has been a dramatic increase in the average pounds of bass caught per angler on Guntersville with the latter being as high as ever recorded on Guntersville. Fishing as measured by the quality indicators at West Point has improved somewhat since 1999 in terms of bass per angler and pounds per angler. The 2002 quality indicators for West Point were slightly lower than those in 2001 but remained practically unchanged between those years. Fisheries biologists in Georgia and Alabama have continued to note a marked decrease in the fertility of West Point which is assumed to be the result of improved wastewater treatment upstream which has resulted in an increase in the proportion of spotted bass to largemouth bass in this reservoir. Eufaula has shown a good increase in pounds per angler and bass per angler since 2000 but the average weight of bass caught has remained flat. Standardized sampling of the bass population in Eufaula in the late 1990's had indicated that there had been an increase in the number of all sizes of bass but that they were in poorer condition and were exhibiting slower growth. Georgia and Alabama biologists discussed various management options and determined that the length limit should be reduced from 16-inches to 14-inches to allow increased bass harvest. This change in length limit took effect in November 2000. In Lewis Smith, the quality indicators of number of bass caught per angler and weight of fish per angler have been erratic with up and down cycles over the entire period that BAIT data has been available. The only consistent trend that has been observed at Lewis Smith has been a fairly flat rate of change in the average weight of individual fish. There has been a slight increase in the

average weight of Lewis Smith bass since 2000. Since the fall of 2002, Wildlife and Freshwater Fisheries Biologists have been meeting with bass tournament organizers and representatives in an effort to encourage a higher harvest rate of bass that are smaller than 13-inches in size. It is hoped that if an increased harvest rate of the smaller fish will result in a faster growth rate in the bass population there. 2002 tournament data from Harris indicated a slight increase in pounds per angler and number of fish per angler. Both of these quality indicators are still well above the low values seen in 1999. However the average weight of Harris bass still remains essentially unchanged. It is very important that anglers continue to harvest largemouth and spotted bass smaller than 13-inches from both Smith and Harris Lakes. The length limit on smallmouth bass in Pickwick is continuing to help sustain an excellent fishery for this species with there being a continued increase in the pounds per angler and number of fish per angler being reported from tournaments on this lake.

A trend that first appeared in the 1998 B.A.I.T. data, that has become a major concern since, is the large decrease in the catch of bass over five pounds from reservoirs throughout the State. The average number of hours needed to catch a five pound or larger bass increased from 265 in 1996 and 291 in 1997 to 594 in 1998 and then 837 in 1999. In 2000 this amount of effort decreased to 685 hours and then to 659 hours in 2001. In 2002 the average amount of fishing time (effort) that it took to catch a bass greater than 5 pounds dropped to 565 hours. Although we are beginning to see a definite downward trend in this indicator, these amounts of effort are still much higher than those prior to 1998. This decrease in large fish in Alabama has occurred regardless of the river system, reservoir size, reservoir location, or type of management. Similar trends have been observed in other states that collect this type of data, including Tennessee, Georgia and Oklahoma. Therefore, this phenomenon is at least regional in scope. Our sampling data has not indicated any statewide failure of bass year-classes during the period in question. Also, B.A.I.T. data does not show that a problem has occurred with bass younger than age 3. This is indicated by the high rates of angling success in 2000 (73.9%), 2001 (73.5%) and 2002 (73.4%), as there has been every year. So we can eliminate early recruitment years as the problem. This would mean that the mortality is occurring at a

later time such as at three or four pounds. Mortality is divided into angling and natural components. To suggest that harvest or delayed angling mortality, for some reason, has increased independently since 1997 does not seem to be reasonable. We do know that angling pressure is increasing so angling mortality can not be completely dismissed at this time. Could it be natural mortality? Natural mortality can be attributed to predation, old age, parasites, diseases, pollution and environmental conditions. The only new problem that has been identified regionally in the last few years is the largemouth bass virus (LMBV). LMBV was first identified in the Santee-Cooper Reservoir of South Carolina in 1995. It has been found in bass populations throughout the southeast and as far north as Illinois and Michigan. LMBV has been attributed to largemouth bass mortalities in Alabama, Mississippi, Georgia, South Carolina, Texas and Louisiana. Adult bass two pounds and larger seem to be the most susceptible. We are continuing to support research to determine if LMBV, or some other factor, is the cause for the reductions in catch of larger bass. We are presently working with researchers at Auburn University and the U.S. Fish and Wildlife Service, Warm Springs Fish Health Center, to assess the presence of this virus in Alabama bass populations. In addition, fisheries management biologists and fisheries pathologists from across the country are now working together to learn more about this disease as quickly as possible in hopes of determining strategies to minimize its impact on our largemouth bass fisheries. To aid us in this effort, please report any unusual bass die-offs to your district fisheries office.

Graphs in Appendix A provide you with a historical record of how your favorite waters have performed in the B.A.I.T. program. A few words of caution, these graphs are not restricted to bodies of water with five or more tournaments. Data points for some years may be represented by only a few tournaments. However, those situations are restricted to those water bodies that generally have not been included in the quality indicator rankings in Table 2. Secondly, when comparing water bodies, be aware that the scale on the vertical axes have maximum ranges that vary. You can use these graphs to predict 2003 fishing by looking for trends. Good luck in 2003 and don't forget to take a kid fishing. They are our future anglers and stewards of Alabama's resources.

*This report is available on Alabama's Division of Wildlife and Freshwater Fisheries
Internet Homepage: www.dcnr.state.al.us/agfd. Visit us for resource information and to send
email.*

Table 2. Ranking by quality indicators for all reservoirs with five or more tournament reports in the 2002 B.A.I.T. program.

Rank	Percent Success	Average Weight	Bass per Angler-day	Pounds per Angler-day	Hours per Bass>5LB	Overall	Value
1	Weiss	Guntersville	Logan Martin	Jordan	Guntersville	Weiss	92
2	Martin	Wilson	Lay	Logan Martin	Pickwick	Jordan	87
3	Neely Henry	Eufaula	Weiss	Lay	Eufaula	Pickwick	86
4	Pickwick	Jordan	Neely Henry	Neely Henry	Wilson	Lay	85
5	Logan Martin	Demopolis	Martin	Weiss	Gainesville	Neely Henry	85
6	Lay	Pickwick	Mitchell	Guntersville	Weiss	Guntersville	82
7	Claiborne	Millers Ferry	Jordan	Mitchell	West Point	Logan Martin	79
8	Gainesville	Claiborne	Gainesville	Claiborne	Coffeerville	Eufaula	76
9	Eufaula	Warrior	Claiborne	Millers Ferry	Jordan	Gainesville	68
10	Wheeler	Coffeerville	Millers Ferry	Pickwick	Millers Ferry	Millers Ferry	68
11	Guntersville	Lay	Harris	Eufaula	Demopolis	Claiborne	65
12	Jordan	Neely Henry	Pickwick	Gainesville	Neely Henry	Mitchell	64
13	West Point	Weiss	Warrior	Martin	Lay	Martin	56
14	Jones Bluff	Mitchell	Wheeler	Warrior	Mitchell	Demopolis	50
15	Mitchell	Jones Bluff	Jones Bluff	Demopolis	Wheeler	West Point	48
16	Millers Ferry	Mobile Delta	West Point	Wheeler	Logan Martin	Wilson	48
17	Harding	Logan Martin	Demopolis	Jones Bluff	Harris	Warrior	45
18	Warrior	West Point	Eufaula	West Point	Harding	Wheeler	45
19	Harris	Gainesville	Guntersville	Mobile Delta	Mobile Delta	Jones Bluff	39
20	Mobile Delta	Wheeler	Mobile Delta	Coffeerville	Jones Bluff	Coffeerville	38
21	Wilson	Harding	Coffeerville	Harris	Warrior	Harris	29
22	Demopolis	Martin	Harding	Wilson	Martin	Mobile Delta	26
23	Coffeerville	Harris	Wilson	Harding	Claiborne	Harding	19

Table 3. Tournament summary for all bass clubs participating in the 2002 B.A.I.T. program.

Club	Tourn. Number	Bass Anglers		Bass Success		Bass Number		Bass Weight		Bass >5LB		Total Hours	Percent Success	Average Weight	Bass per Angler-day	Pounds per Angler-day	Hours per Bass >5LB
		Success	Number	Weight	>5LB	Success	Number	Weight	>5LB								
1	9	156	124	388	561.0	2	1584	79.49	1.45	2.45	3.54	792					
2	11	318	151	1052	1340.7	2	3356	47.48	1.27	3.13	3.99	1678					
3	5	43	37	100	202.0	1	367	86.05	2.02	2.72	5.50	367					
4	2	18	15	49	86.8	0	144	83.33	1.77	3.40	6.03	369					
5	14	170	118	271	503.6	4	1475	69.41	1.86	1.84	3.41	369					
6	8	79	61	165	259.4	0	720	77.22	1.57	2.29	3.60	1008					
7	11	124	87	212	340.8	1	1008	70.16	1.61	2.10	3.38	1008					
8	1	20	14	38	72.8	0	180	70.00	1.91	2.11	4.04	422					
9	7	271	89	374	738.7	6	2530	32.84	1.98	1.48	2.92	422					
10	5	1814	1372	4050	7467.3	23	15101	75.63	1.84	2.68	4.94	657					
11	13	207	171	754	1349.4	3	2355	82.61	1.79	3.20	5.73	785					
12	10	272	233	607	954.0	3	2720	85.66	1.57	2.23	3.51	907					
13	8	282	194	640	1194.3	6	2698	68.79	1.87	2.37	4.43	450					
14	4	324	144	816	1343.0	9	3747	44.44	1.65	2.18	3.58	416					
15	6	181	78	237	403.8	2	1712	43.09	1.70	1.38	2.36	856					
16	8	108	81	181	388.8	2	988	75.00	2.15	1.83	3.93	494					
17	1	138	70	236	443.0	0	1242	50.72	1.88	1.90	3.57	592					
18	12	78	48	112	227.9	0	655	61.54	2.03	1.71	3.48	592					
19	2	74	57	109	185.6	1	592	77.03	1.70	1.84	3.13	592					
20	5	73	37	89	155.6	1	609	50.68	1.75	1.46	2.56	609					
21	6	114	87	307	500.8	3	1103	76.32	1.63	2.78	4.54	368					
22	1	50	23	80	163.1	0	400	46.00	2.04	2.00	4.08	534					
23	2	42	32	93	219.6	1	534	76.19	2.36	1.74	4.11	534					
24	3	28	14	57	102.4	0	253	50.00	1.80	2.25	4.05	534					
25	1	28	18	67	123.4	0	252	64.29	1.84	2.66	4.90	1025					
26	12	342	175	531	886.5	3	3076	51.17	1.67	1.73	2.88	1025					
27	7	154	122	417	634.7	3	1441	79.22	1.52	2.89	4.41	480					
28	11	141	105	342	571.3	3	1561	74.47	1.67	2.19	3.66	520					
29	11	97	82	246	416.1	1	893	84.54	1.69	2.76	4.66	893					
30	11	175	111	230	355.3	1	1627	63.43	1.54	1.41	2.18	1627					
31	3	90	61	123	189.8	1	720	67.78	1.54	1.71	2.64	720					
32	1	51	50	121	187.3	2	434	98.04	1.55	2.79	4.32	217					

Table 3 (cont.). Tournament summary for bass clubs participating in the 2002 B.A.I.T. program.

Club Number	Tourn. Number	Bass Anglers		Bass Number		Bass Weight		Bass >5LB		Total Hours	Percent Success	Average Weight		Bass per Angler-day		Pounds per Angler-day		Hours per Bass >5LB
		Success	Hours	Success	Hours	Success	Hours	Success	Hours			Success	Hours	Success	Hours	Success	Hours	
33	1	22	22	52	114.9	2	176	100.00	2.21	2.95	6.53	88						
34	1	78	39	231	399.2	1	702	50.00	1.73	3.29	5.69	702						
35	10	150	133	349	582.3	1	1431	88.67	1.67	2.44	4.07	1431						
36	13	551	471	1475	2459.3	8	5057	85.48	1.67	2.92	4.86	632						
37	1	62	51	91	217.6	1	558	82.26	2.39	1.63	3.90	558						
38	1	120	70	185	439.4	6	1080	58.33	2.38	1.71	4.07	180						
39	8	134	90	210	370.7	0	1155	67.16	1.77	1.82	3.21	432						
40	6	67	52	173	277.7	2	864	77.61	1.61	2.00	3.21	404						
41	7	155	139	241	435.2	3	1212	89.68	1.81	1.99	3.59	404						
42	14	189	166	607	993.5	3	2020	87.83	1.64	3.00	4.92	673						
43	12	173	132	390	655.9	1	1749	76.30	1.68	2.23	3.75	1749						
44	3	37	20	73	98.8	0	300	54.05	1.35	2.43	3.29	907						
45	9	567	406	1145	1826.2	5	4536	71.60	1.59	2.52	4.03	907						
46	11	96	60	161	241.5	1	894	62.50	1.50	1.80	2.70	894						
47	10	104	83	223	341.3	0	986	79.81	1.53	2.26	3.46	1022						
48	12	224	143	390	525.6	2	2044	63.84	1.35	1.91	2.57	1022						
49	217	3437	2749	8787	14880.9	55	35769	79.98	1.69	2.46	4.16	650						
50	43	1427	1136	2482	5318.5	56	13821	79.61	2.14	1.80	3.85	247						

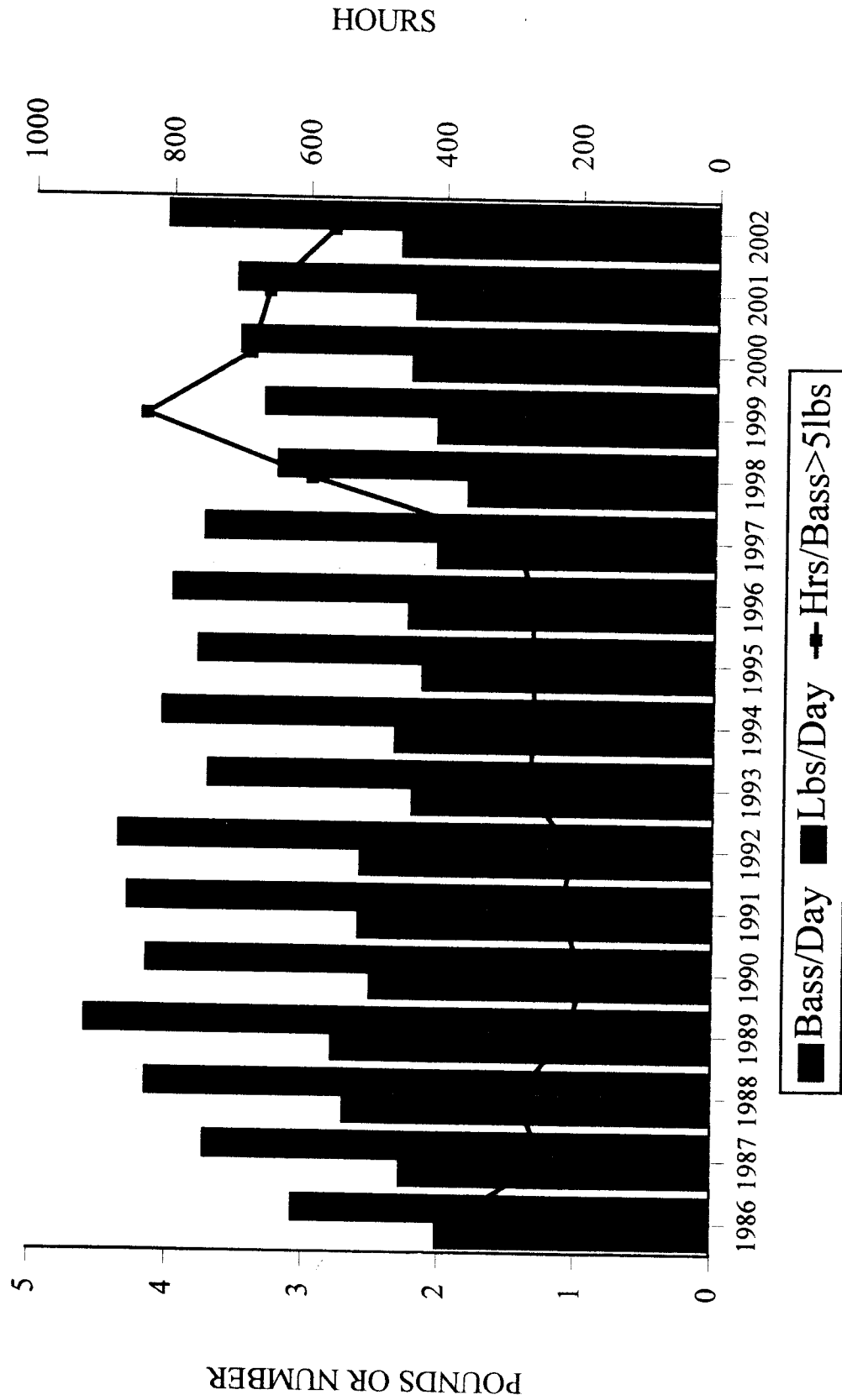
Table 4. Clubs supporting the 2002 B.A.I.T. annual report.

CLUB NAME	ADDRESS	CITY	STATE	ZIP	CLUB REP	PHONE
HAMILTON BASSMASTERS	BOX 1201	HAMILTON	AL	35570	ROD MOORE	205-921-2173
CLAY COUNTY BASS BUSTERS	62 COUNTY RD 8021	LINEVILLE	AL	36286	BRIAN BUTLER	256-396-6100
BLUFF CITY BASSMASTERS	119 LINDSEY LANE	EUFAULA	AL	36027	RAY DUNCAN	334-688-2456
HATCHETT CREEK	57 HARDY LANE	SYLACAUGA	AL	35151	JEFF KROMER	256-245-6497
BOEING BASS CLUB	26555 LAMBERT ROAD	ELKMONT	AL	36520	JONATHAN MANTEUFFEL	256-423-8674
LAY LAKE BASSMASTERS	888 MACEDONIA LOOP	SYLACAUGA	AL	35151	NEAL GOZA	256-245-2550
LIMESTONE LUNKERS	21889 DAVID DR	ELKMONT	AL	35620	GERALD E. RICKRODE JR	256-233-8943
3 RIVERS BASS ASSOCIATION	16150 BEAMS RD.	NORTHPORT	AL	35475	WALTER KARR	205-339-5727
PEMCO BASS CLUB	9 MONTE BELLO LANE	NOTESVALLO	AL	35115	JOHN E. SIPPOLA	205-663-8994
ALABAMA BASS FEDERATION	P.O. BOX 190	MONTAUGA	AL	36866	AL REDDING	334-257-1177
BREWTON BASSMASTERS	P.O. BOX 2222	E. BREWTON	AL	36427	ALLEN COUCH	251-867-9852
AUBURN BASSMASTERS	1008 GENTRY DRIVE	AUBURN	AL	36830	RANDY KING	334-821-6670
PIPEMILL BASSMASTERS	350 SPRING TRAIL	WARRIOR	AL	35180	BILLY J. LAWSON	205-647-2871
FISHN FEVER	7660 KALIOKA RD	SARALAND	AL	36571	TERRY HENSON SR	251-679-9163
SHARE THE GOSPEL	HC 62 BOX 222	CHATOM	AL	36518	REV. HOWARD GASTON	251-847-3502
ROCKET CITY BASSMASTERS	1473 CARTER GROVE RD	HAZEL GREEN	AL	35750	RANDY HARBIN	256-829-0943
GREENSBORO LIONS CLUB	P.O. BOX 155	GREENSBORO	AL	36744	BILL HEMSTREET	334-624-4016
TENNESSEE VALLEY HAWG HUNTERS	2825 MONTROSE DR SW	DECATUR	AL	35603	JOHN SIVLEY	256-350-9193
DIXIE BASSMASTERS	1240 ELLISVILLE BLVD	LAUREL	MS	39440	JAMES CARTER	601-425-3103
NAHEOLA BASSMASTERS	37 WHITE OAK DR	THOMASVILLE	AL	36784	JAMES MORGAN	334-636-5322
PICKENS COUNTY BASSMASTERS	304 FALCON RD	REFORM	AL	35481	MIKE OWENS	205-375-2182
BASS ANGLERS TOURNAMENT TRIAL	5462 WINDSOR CIRCLE	MERIDIAN	MS	39305	JIM EUBANKS	601-681-6346
COMMERCIAL LUBRICANTS	2120 WESTLAND DR SW	CLEVELAND	TN	37311	JIM PAYNE	423-339-5657
TRI-COUNTY BASSMASTERS	532 COUNTY RD 266	ENTERPRISE	AL	36330	MIKE McDANIEL	334-894-6109
HERITAGE CLASSIC	1101 SNOWSMILL AVE.	TUSCALOOSA	AL	35406	RONNIE SANDERS	205-759-5179
GILBERTOWN BASS CLUB	P.O. BOX 183	GILBERTOWN	AL	36908	MIKE THORN	251-843-2668
TENNESSEE RIVER BASS CLUB	P.O. BOX 255	CHEROKEE	AL	35616	RICHARD PHILLIPS	256-370-7210
LAKE WEDOWEE BASSMASTERS	P.O. BOX 478	WEDOWEE	AL	36278	K. GILLAM	256-435-9899
WEISS LAKE BASSMASTERS	845 COUNTY RD 164	CENTRE	AL	35960	ROY MITCHELL	256-475-3411
L.A. BASSMASTERS	48440 LONG LANE	WAYNESBORO	AL	36507	RAY LONG	251-937-4048
A & M BASSMASTERS	128 JEFF McMICHAEL DR	WAYNESBORO	MS	39367	DALE McMICHAEL	601-735-1011
ROME RED DEVELS	P.O. BOX 534	COOSA	GA	30129	CELL RAMEY	706-766-5458
COOSA LODGE 622	P.O. BOX 534	COOSA	GA	30129	CELL RAMEY	706-766-5458
P.A.C.E. BASSMASTERS	2875 COUNTY RD 1	GALLION	AL	36742	JOHN McALPINE	334-289-5892
CONFEDERATE BASS	107 MICHIGAN DRIVE	DOTHAN	AL	36301	ROBERT FOLEY	334-671-7020
BALCK WARRIOR BASS TRACKERS	5514 SUMMERFIELD DR E	TUSCALOOSA	AL	35404	CHARLIE TIDMORE	205-553-2919
ANGLERS CHOICE	5230 HWY 50 E	STEENS	MS	39766	JOHNNY BROOKER	662-328-6424
DEMOPOLIS KIWANIS CLUB	1080 VILLA RD	GALLION	AL	36742	JOHNNY BROOKER	334-289-5640
L.A. HOOKSETTERS	8285 COTTAGE HILL RD.	MOBILE	AL	36695	JAMES MILES	251-633-6228
FIVE FLAGS	800 TALLEY LN	PENSACOLA	FL	32533	BILLY BLACKWELL	850-968-1857
MBUSI BASS MEISTERS	P.O. BOX 298	POSTERS	AL	35463	J.J. JONES	205-339-9214
KOWLIGA	26 RICHARD STREET	TALLASSEE	AL	36078	HANK GOLDEN	334-283-7201
LAKE GUNTERSVILLE BASSMASTERS	334 SW 2ND AVE.	CARBON HILL	AL	35549	PHIL EKEMA	205-924-0256
BAY AREA BASSMASTERS	20635 LOWRY DR.	FAIRHOPE	AL	36532	FRANK GRIFFETH	251-990-0861
FA YETTE BASS CLUB	894 CO RD 77	FAYETTE	AL	35555	BEN PRICE	205-932-8764
AMBASSADORS	P.O. BOX 932	IRVINGTON	AL	36544	BRIAN DODGE	251-957-2212
BALDWIN COUNTY BASSMASTERS	13411 COUNTY RD 3	FAIRHOPE	AL	36532	LARRY YOUNG	251-928-1052
ROANOKE BASS HUNTERS	91 CO RD 6911	ROANOKE	AL	36274	DAVID BROWN	256-357-2669
GEORGIA BASS FEDERATION					DR. CARL QUERTERMUS	
TENNESSEE WILDLIFE RESOURCES					MIKE BRAMLETT	

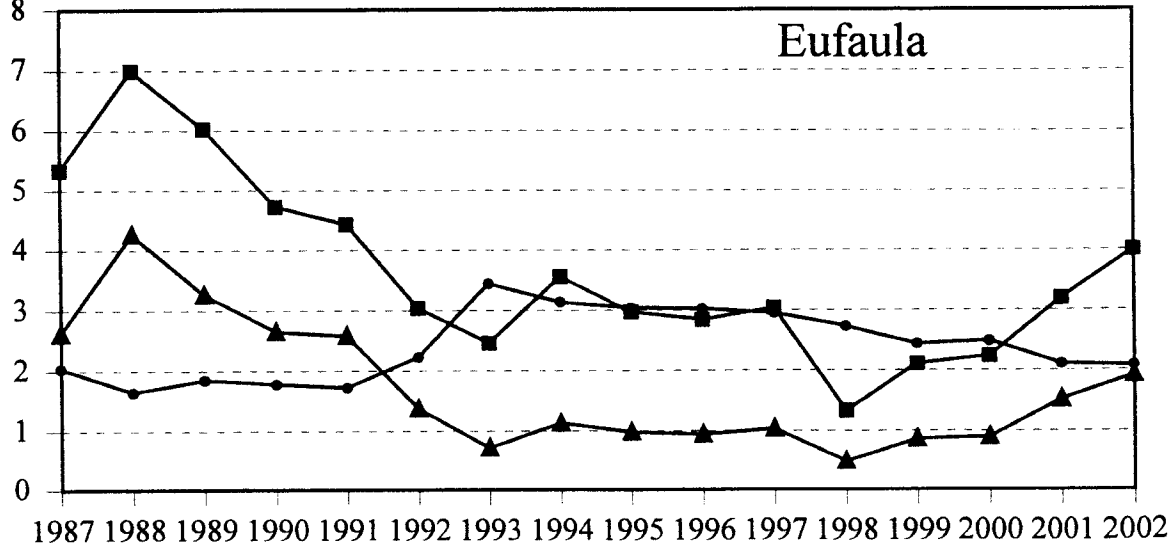
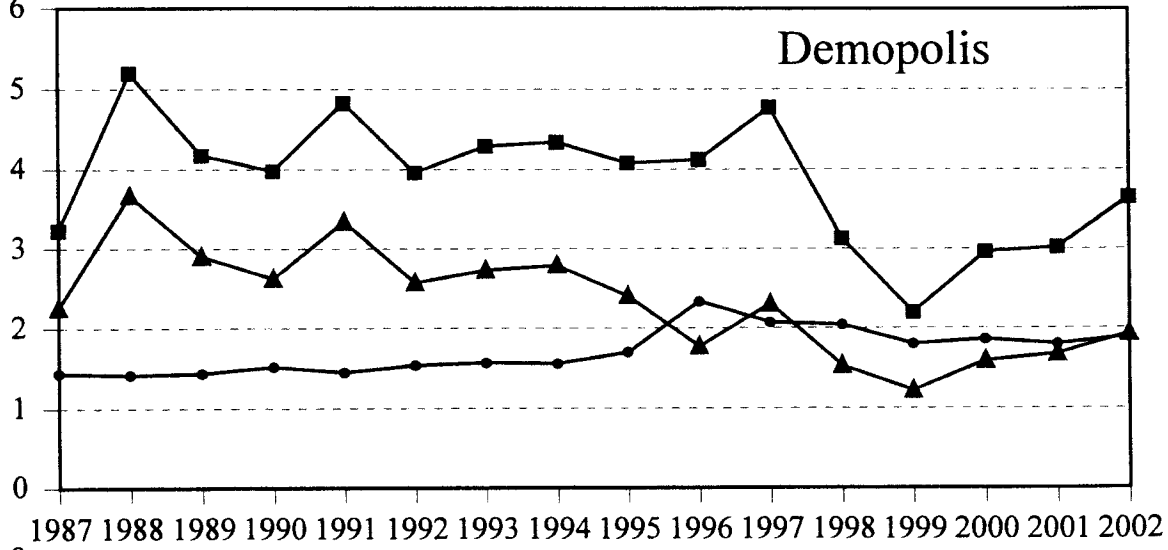
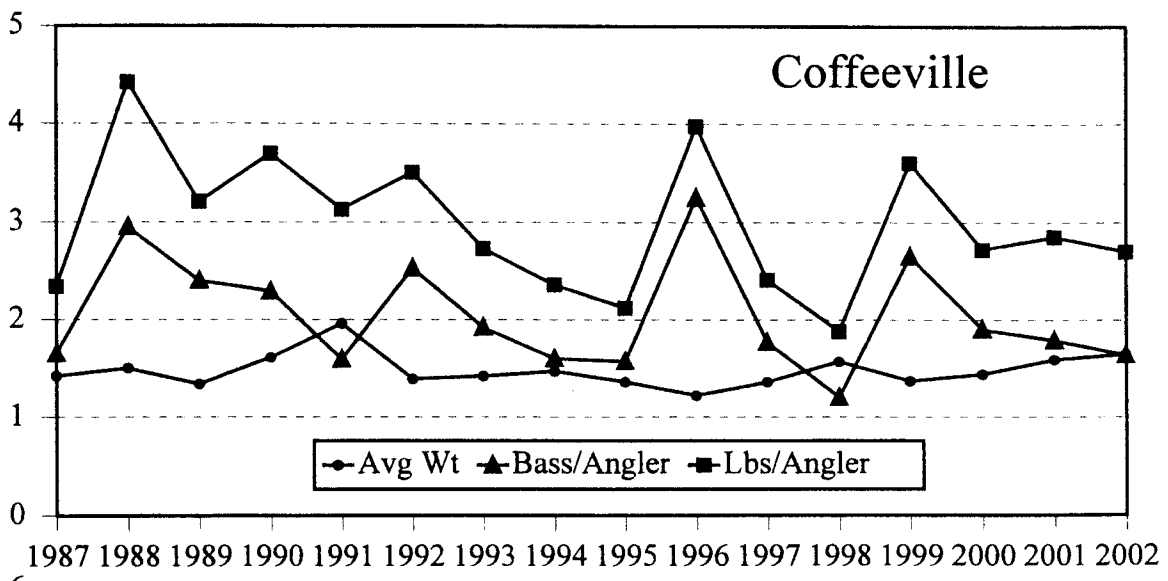
Table 5. Bass eight pounds and larger from 2002 B.A.I.T. tournament reports.

WEIGHT(LBS)	DATE	LOCATION	CLUB
9.06	9-Mar	Mobile Delta	Fish'n Fever
8.13	16-Feb	Eufaula	Georgia Bass Federation
8.08	16-Mar	Guntersville	Lake Guntersville Bassmasters
8.00	9-Feb	Eufaula	Georgia Bass Federation

Figure 1. Annual catch for B.A.I.T. tournaments

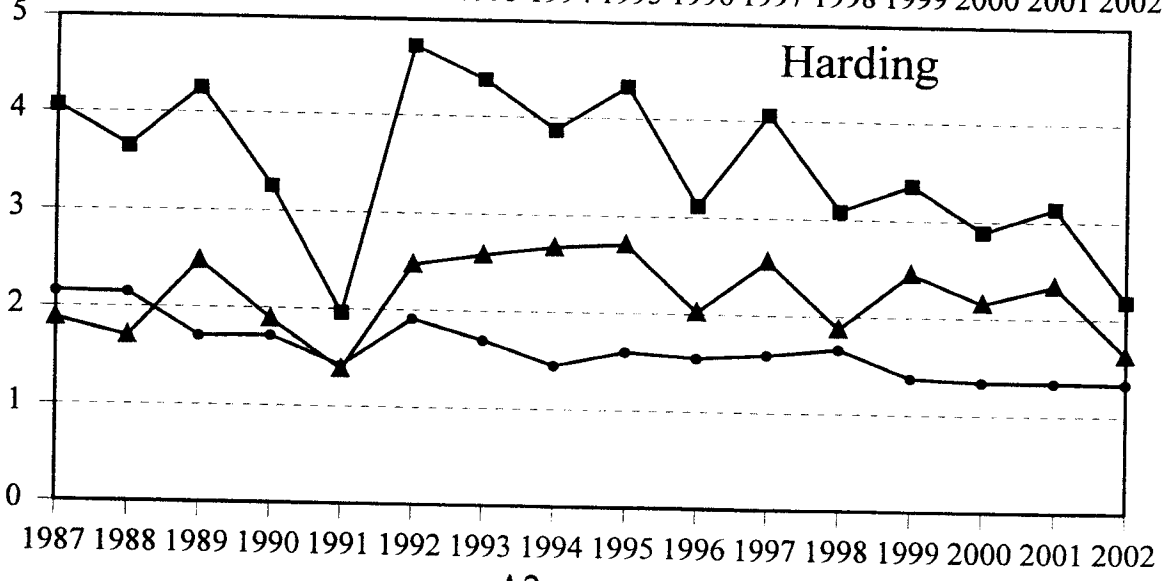
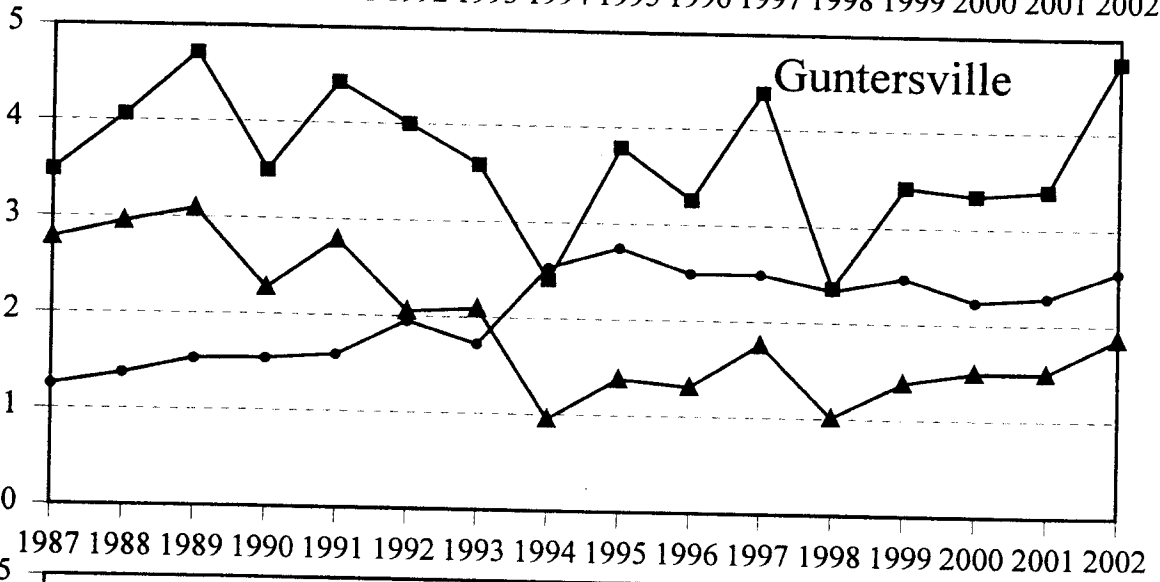
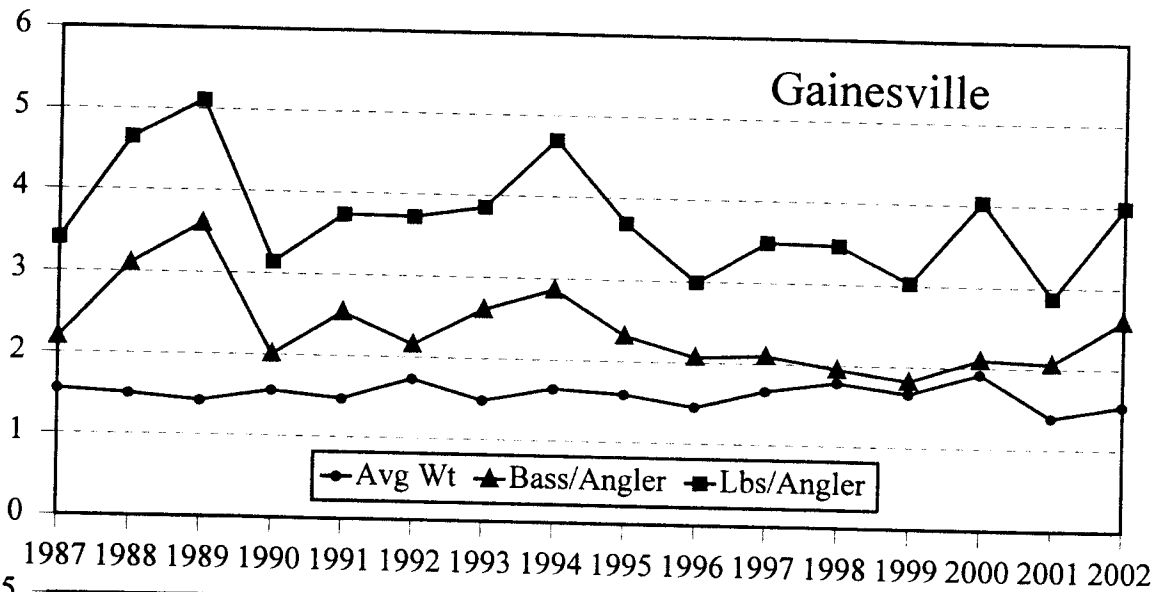


POUNDS OR NUMBER

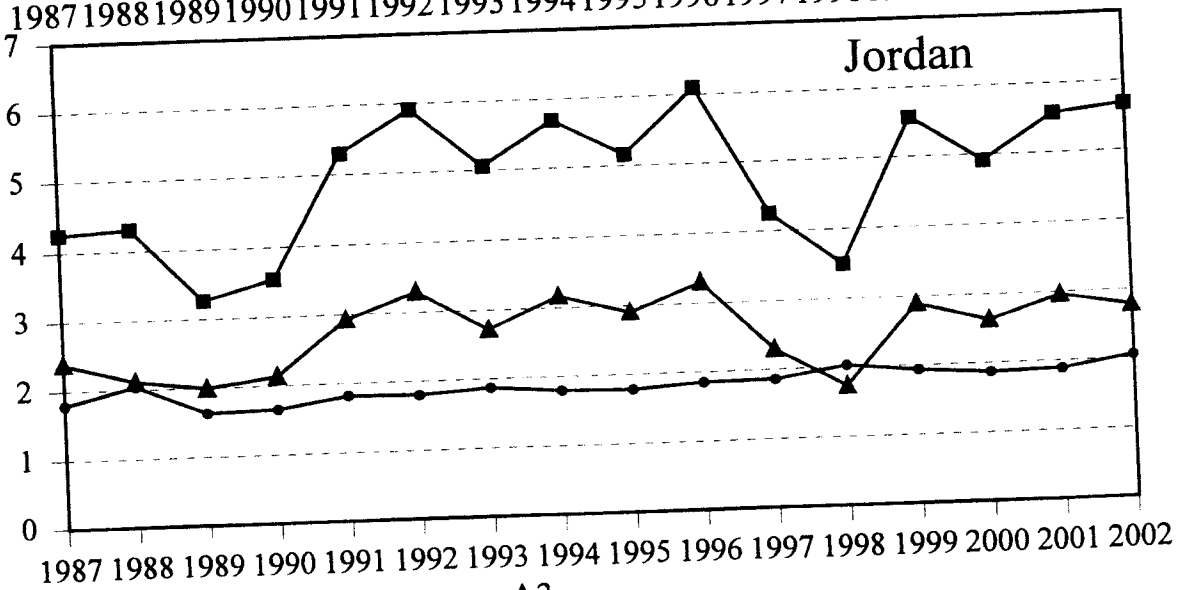
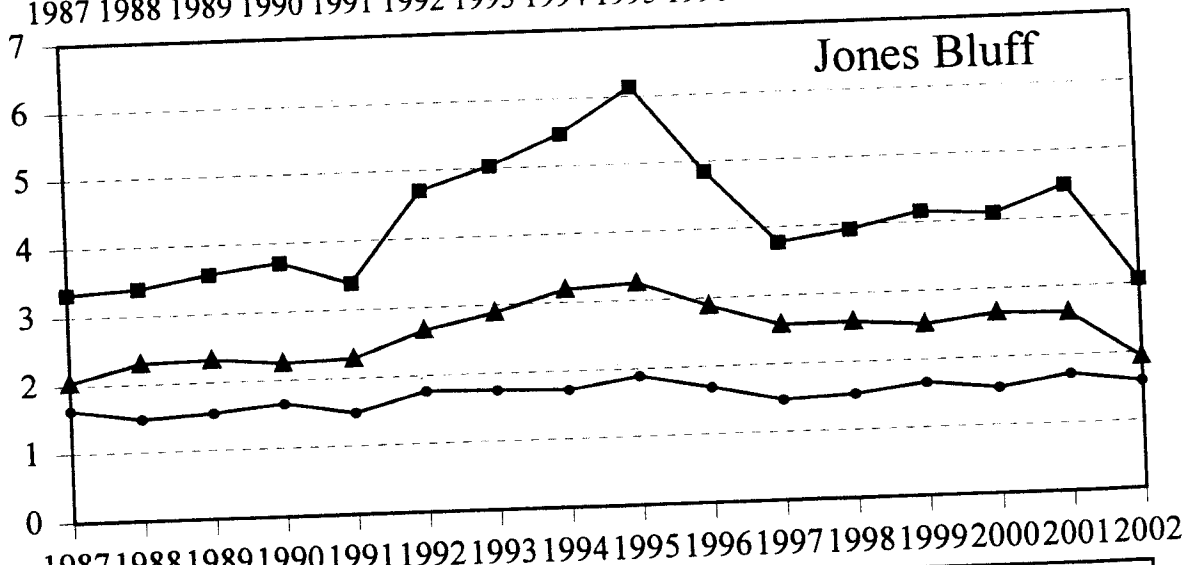
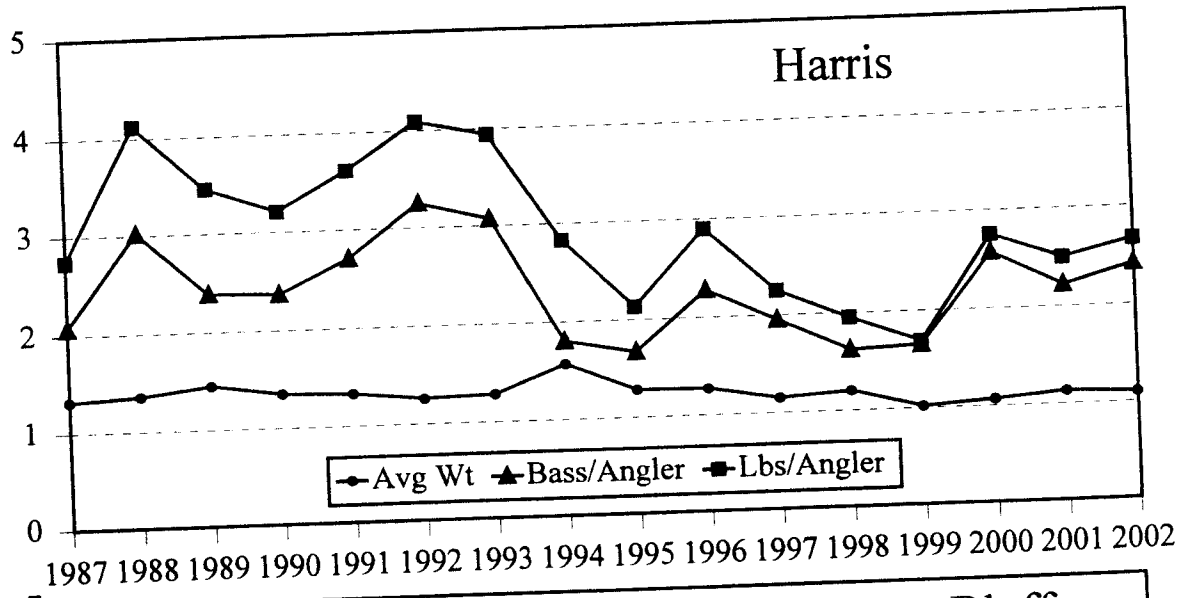


A1

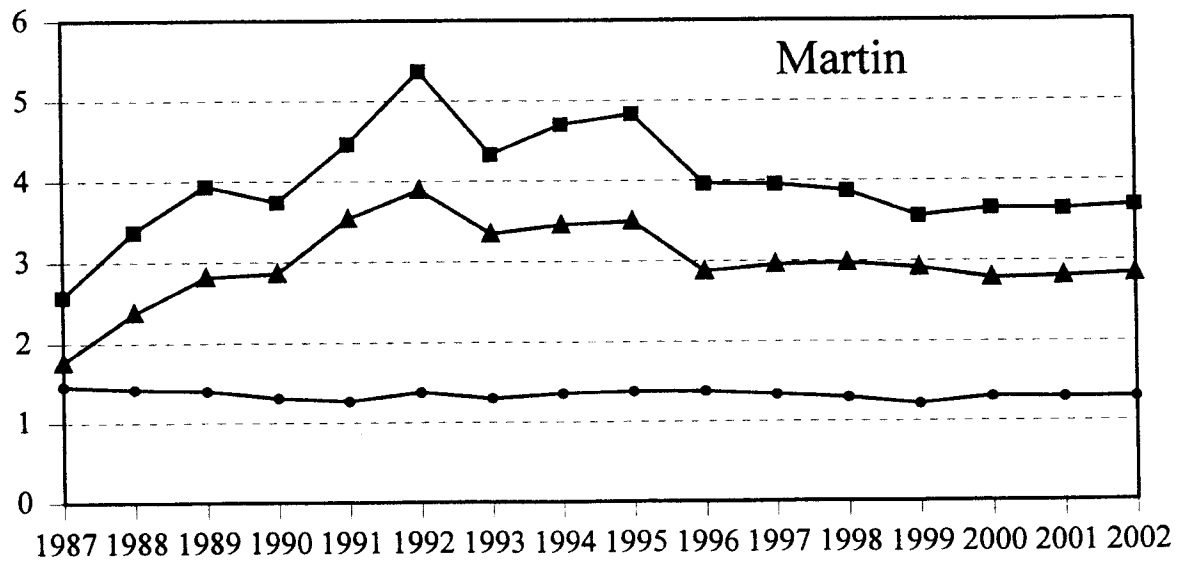
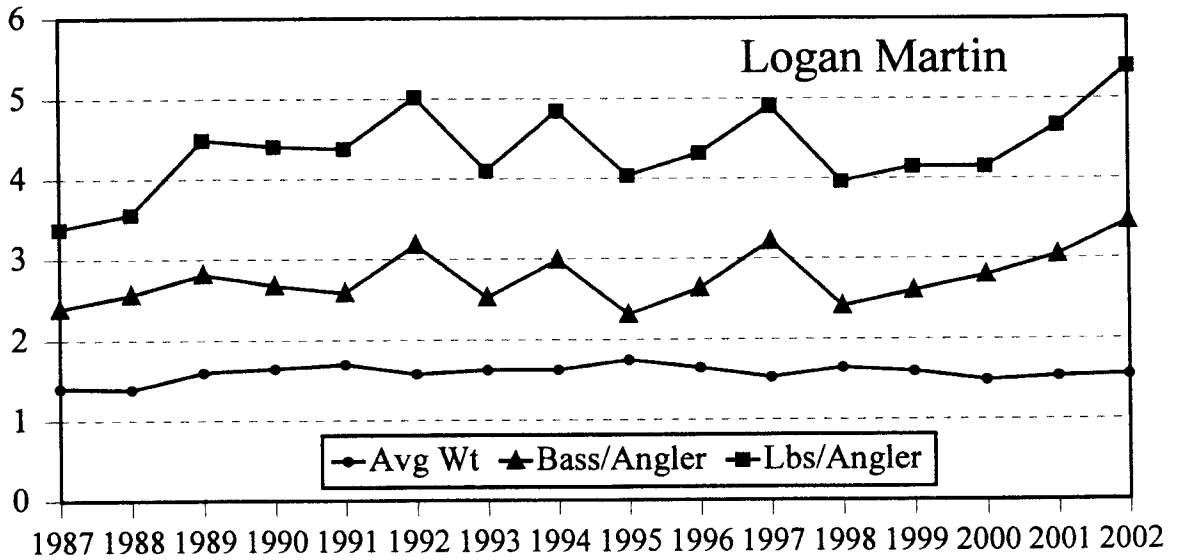
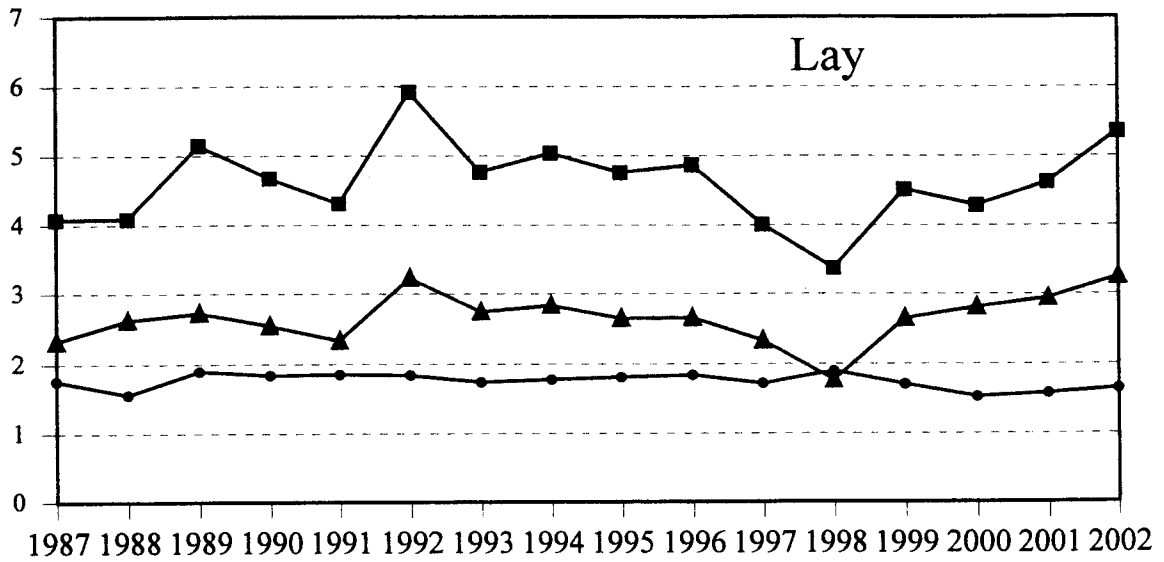
POUNDS OR NUMBER

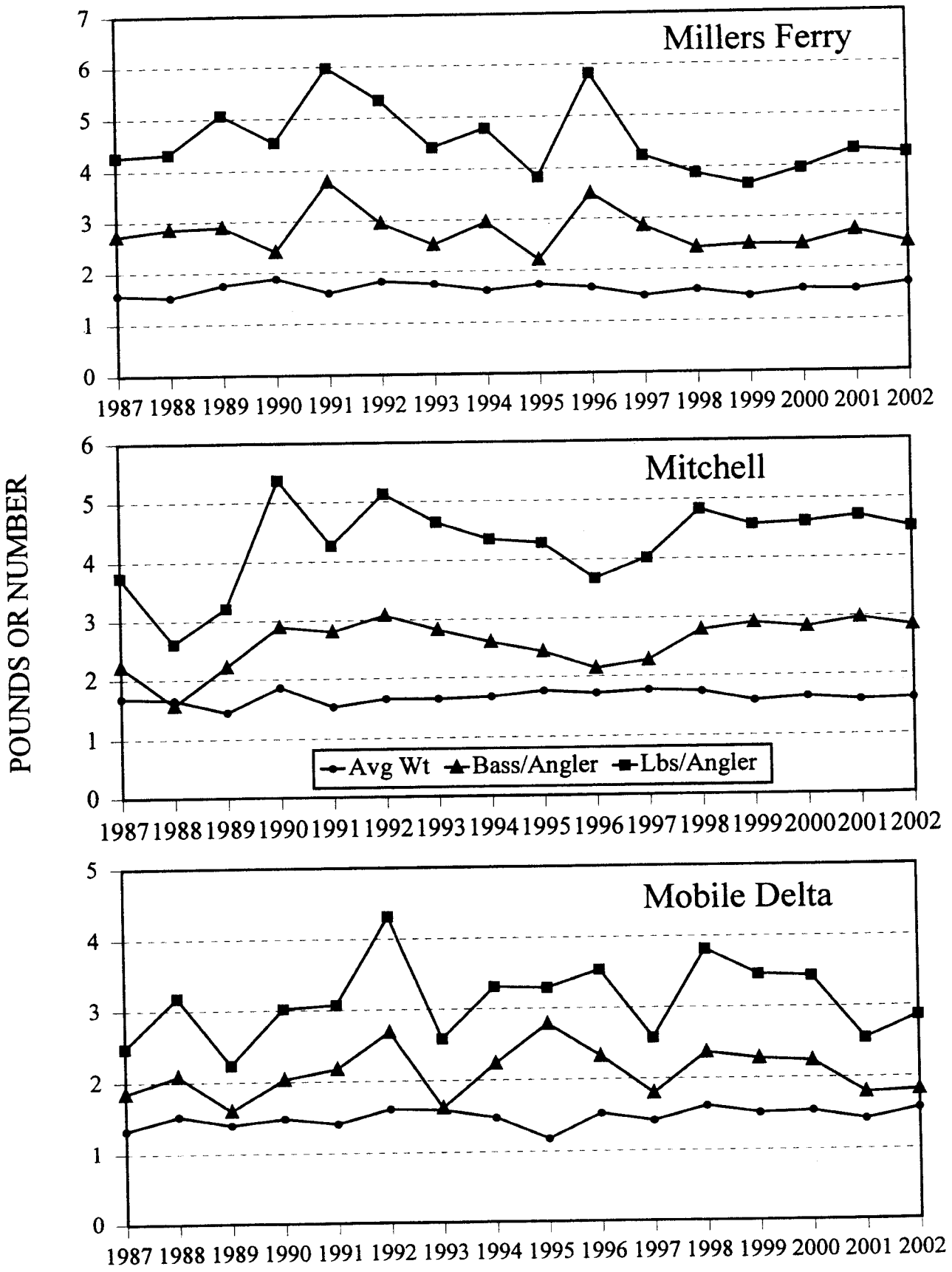


POUNDS OR NUMBER

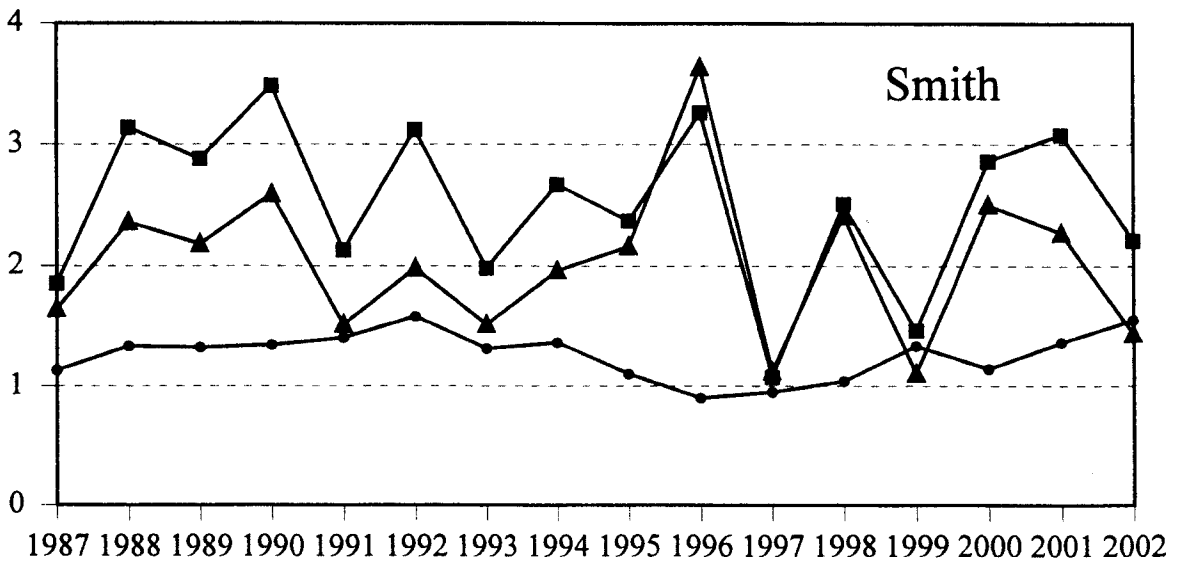
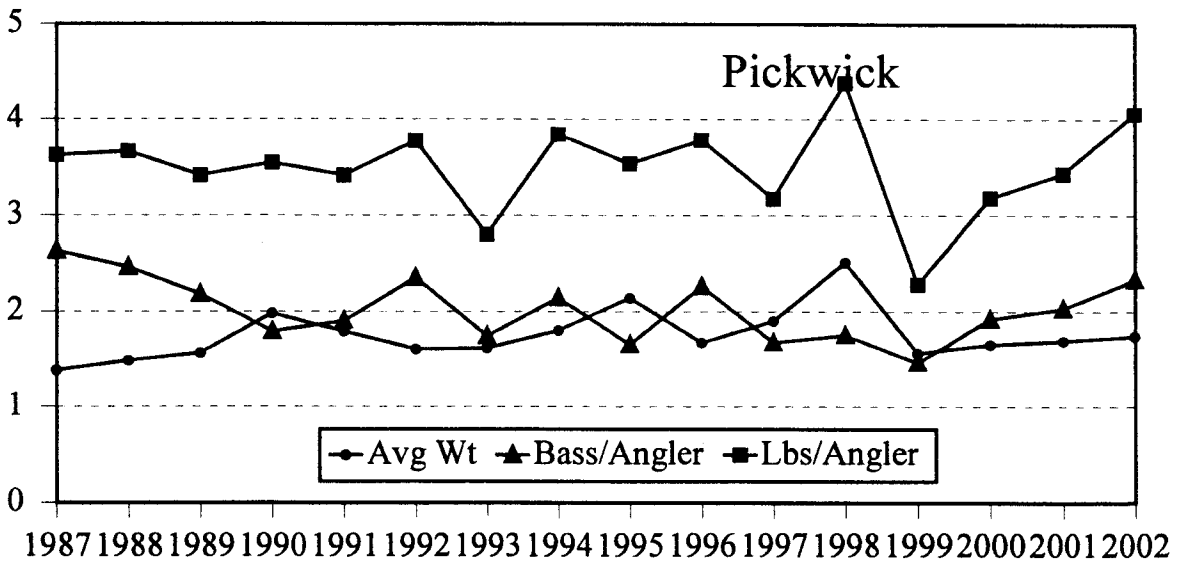
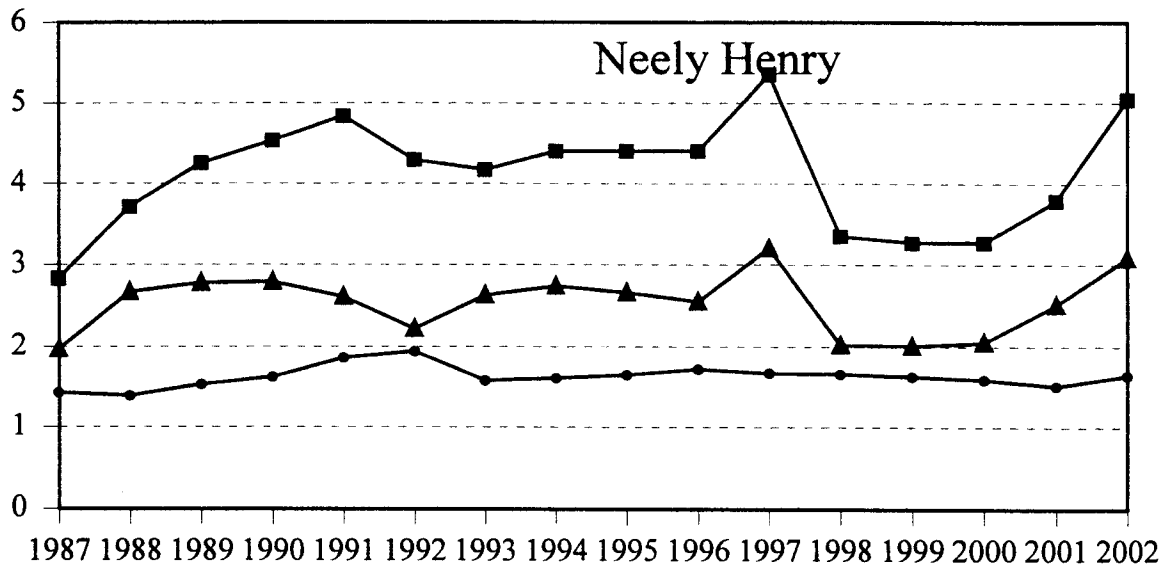


POUNDS OR NUMBER

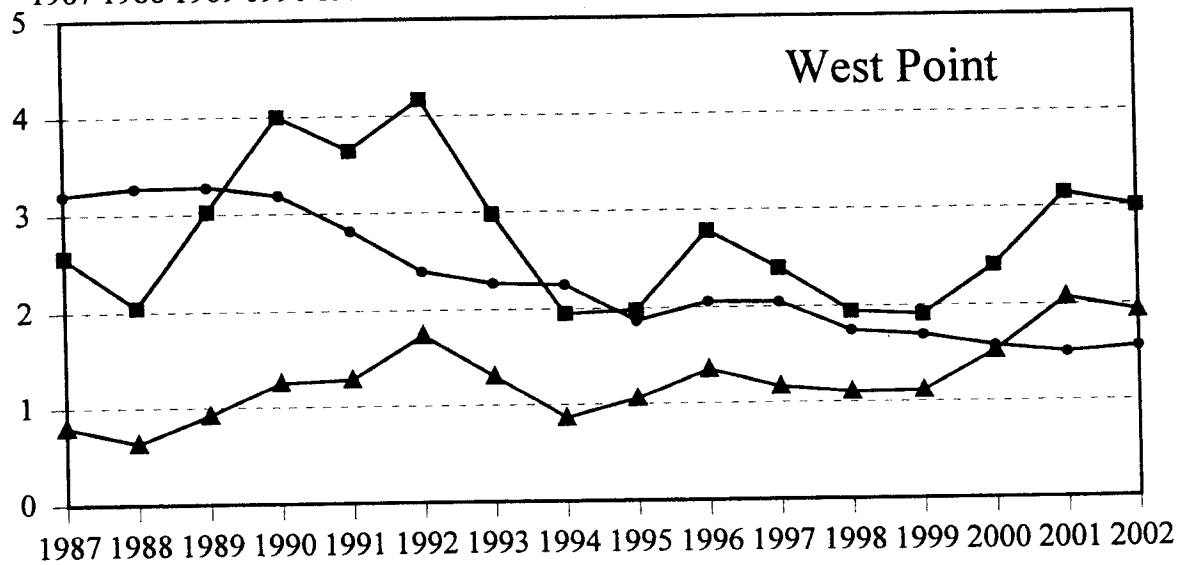
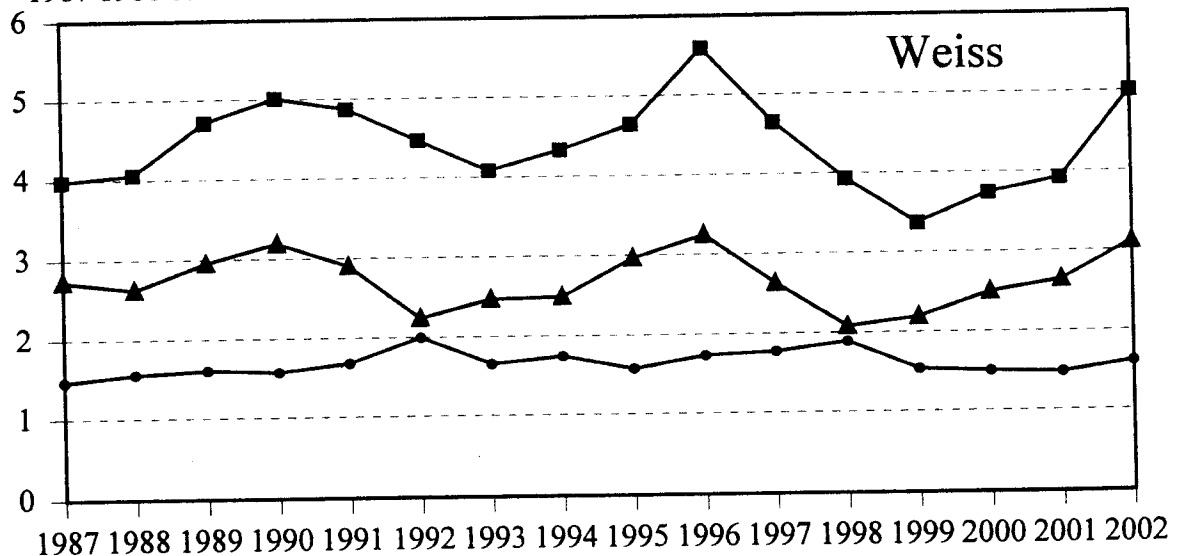
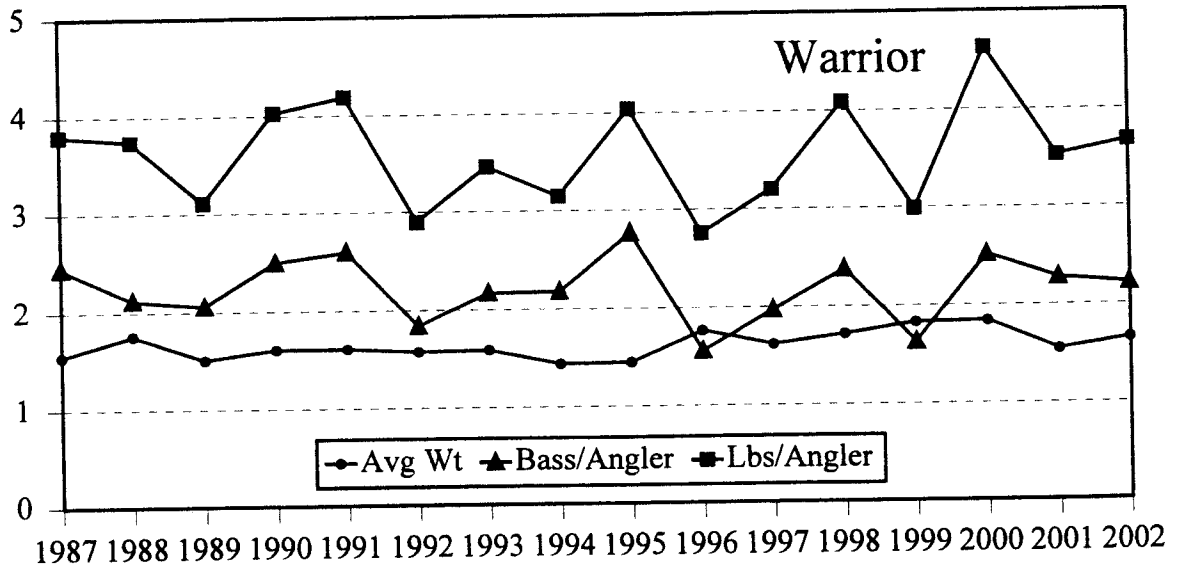




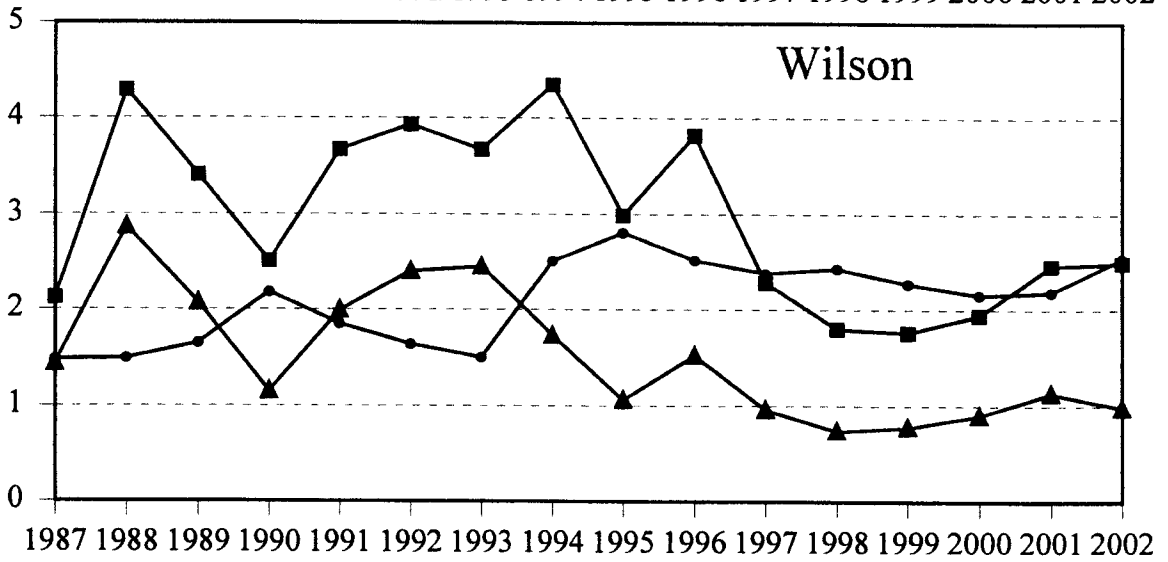
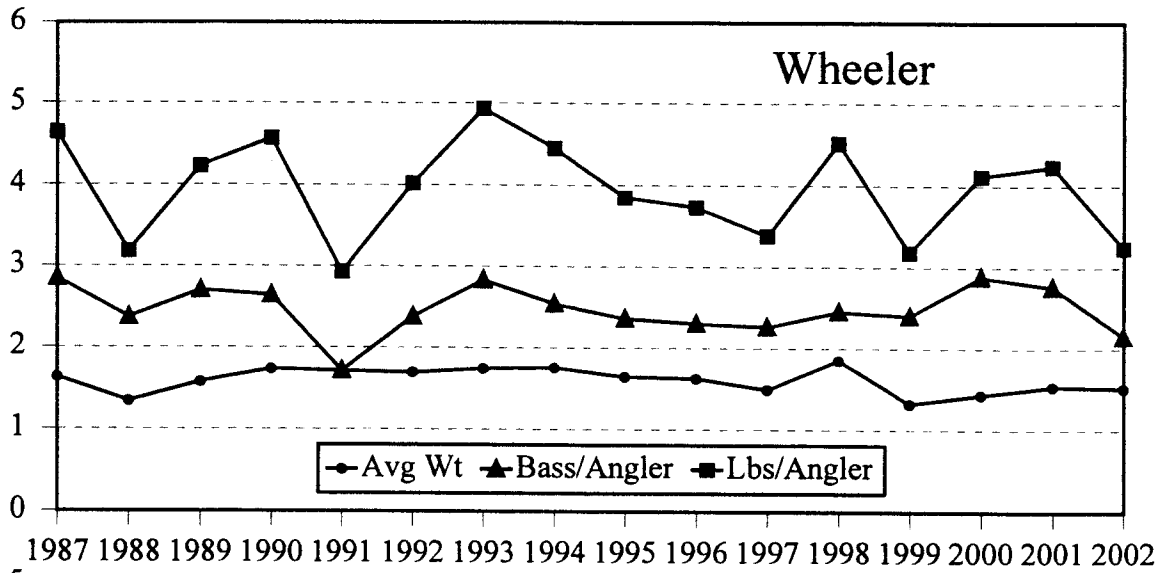
POUNDS OR NUMBER



POUNDS OR NUMBER



POUNDS OR NUMBER



The Department of Conservation and Natural Resources does not discriminate on the basis of race, color, religion, age, gender, national origin, or disability in its hiring or employment practices nor in admission to, or operations of its programs, services, or activities. This publication is available in alternative formats.

