


ALABAMA

HUNTER EDUCATION

AND

HUNTING INCIDENT STATISTICS

2005-2006



COMPILED BY THE

ALABAMA DIVISION OF WILDLIFE
AND FRESHWATER FISHERIES

ALABAMA DEPARTMENT OF CONSERVATION AND NATURAL RESOURCES

STATE OF ALABAMA
BOB RILEY - GOVERNOR

DEPARTMENT OF CONSERVATION
AND NATURAL RESOURCES
M. BARNETT LAWLEY - COMMISSIONER

DIVISION OF WILDLIFE AND FRESHWATER FISHERIES
M. N. PUGH - DIRECTOR

WILDLIFE SECTION
GARY H. MOODY - CHIEF

RAY METZLER
HUNTER EDUCATION COORDINATOR



INTRODUCTION

This annual report contains statistics and information from hunting incident reports submitted to the Division of Wildlife and Freshwater Fisheries from May 1, 2005 - April 30, 2006.

For the purpose of this report, a hunting incident is any event outside of a building that results in injury or death to any person as a result of a person's actions while hunting game which is attributable directly or indirectly to a firearm or bow while in game habitat.

This past hunting season was the safest season on record in Alabama when comparing firearms related hunting incidents to previous years. In general, the hunting incident rate has been lower during the past 5 years than any other 5 year period. Increased hunter awareness and education may have led to this decline. With increased hunter awareness and participation in the Alabama Hunter Education Program, hopefully the incident rate will continue to decline.

There were several hunting related incidents that involved injuries but were not caused by the discharge of a gun or bow or a fall from a treestand. These incidents involved peculiar occurrences such as four wheelers crashing into trees, heart attacks, tree limbs falling on hunters, and drownings.

The purpose of this report is to provide statistical information on the similarities, causes, and frequency of hunting incidents in Alabama. This information is compiled and analyzed to direct activities and education designed to reduce Alabama's hunting accident rate. By publishing this information, the Alabama Division of Wildlife and Freshwater Fisheries hopes the increased awareness will help reduce the hunting accident rate in Alabama.

ALABAMA HUNTER EDUCATION AND HUNTING INCIDENT STATISTICS

Hunting Season	Fatal Incidents			Non-fatal Incidents			Total Accidents	# Licenses Sold	Students Trained	Incident Rate (Incidents/100,000 licenses sold)		
	Firearms	Treestand	Total	Firearms	Treestand	Total				Firearms	Treestand	Total
1973-74	19	0	19	25	2	27	46	332,391	1,193	13.2	0.6	13.8
1974-75	5	0	5	20	0	20	25	347,999	2,686	7.2	0.0	7.2
1975-76	5	0	5	25	0	25	30	332,112	2,478	9.0	0.0	9.0
1976-77	11	0	11	25	0	25	36	336,991	3,217	10.7	0.0	10.7
1977-78	9	0	9	22	1	23	32	342,831	2,515	9.0	0.3	9.3
1978-79	6	1	7	17	4	21	28	353,779	1,622	6.5	1.4	7.9
1979-80	7	0	7	27	3	30	37	308,350	3,092	11.0	1.0	12.0
1980-81	7	1	8	35	1	36	44	322,100	3,203	13.0	0.7	13.7
1981-82	9	0	9	34	5	39	48	312,939	6,251	13.7	1.6	15.3
1982-83	6	2	8	33	3	36	44	299,272	6,124	13.0	1.7	14.7
1983-84	8	0	8	39	6	45	53	296,042	4,689	15.9	2.0	17.9
1984-85	15	0	15	37	4	41	56	294,027	4,098	17.7	1.3	19.0
1985-86	11	0	11	31	6	37	48	290,951	4,156	14.4	2.1	16.5
1986-87	6	0	6	34	8	42	48	303,538	6,403	13.2	2.6	15.8
1987-88	3	0	3	34	6	40	43	294,980	5,701	12.5	2.1	14.6
1988-89	6	2	8	37	12	49	57	291,042	5,875	14.8	4.8	19.6
1989-90	3	0	3	36	7	43	46	275,677	5,641	14.2	2.5	16.7
1990-91	3	0	3	29	6	35	38	279,100	5,879	11.5	2.1	13.6
1991-92	5	2	7	24	13	37	44	286,075	6,681	10.1	5.3	15.4
1992-93	7	0	7	31	9	40	47	287,500	11,511	13.2	3.1	16.3
1993-94*	5	1	6	22	8	30	36	282,366	11,814	9.6	3.2	12.8
1994-95	7	1	8	24	24	48	56	279,369	11,114	11.1	8.9	19.0
1995-96	4	1	5	26	10	36	41	285,014	11,810	10.5	3.9	14.4
1996-97	3	2	5	19	18	37	42	272,998	12,241	8.1	7.3	15.4
1997-98	2	1	3	22	14	36	39	273,199	12,232	8.8	5.5	14.3
1998-99	1	2	3	15	7	22	25	270,481	12,452	5.9	3.3	9.2
1999-00	1	3	4	15	19	34	38	272,222	13,815	5.9	8.1	14.0
2000-01	4	0	4	13	14	27	31	271,328	13,294	6.3	5.2	11.5
2001-02	3	0	3	18	17	35	38	272,005	11,275	7.8	6.3	14.1
2002-03	4	0	4	23	7	30	34	257,252	10,949	10.4	2.7	13.1
2003-04	2	1	3	11	9	20	23	267,099	10,654	4.9	3.7	8.8
2004-05	2	3	5	7	9	16	21	259,651	9,683	3.3	4.4	7.7
2005-06	3	0	3	5	9	14	17	260,000**		3.1	3.5	6.6

* Program became mandatory

** Estimate

ALABAMA HUNTING INCIDENT SUMMARY 2005-06

- 17 TOTAL INCIDENTS
- 14 NON-FATAL INCIDENTS
- 2 TWO-PARTY FATAL FIREARMS INCIDENTS
- 1 SELF-INFLICTED FATAL FIREARMS INCIDENT
- 3 TWO PARTY NON-FATAL FIREARMS INCIDENTS
- 2 SELF-INFLICTED NON-FATAL FIREARMS INCIDENTS
- 9 NON-FATAL TREESTAND INCIDENTS

SUMMARY OF 2005-2006 FATAL HUNTING INCIDENTS

Jackson County: On October 8, 2005, a 26 year old shooter apparently shot a 28 year old victim while squirrel hunting. The victim was mistaken for a deer and was shot at a distance of 50 to 60 yards.

Walker County: On November 7, 2005, a 29 year old victim apparently shot himself while night hunting with a centerfire rifle. The victim was found seated in his vehicle with a spotlight plugged in to the cigarette lighter adapter. The bullet entered the right side of his head and exited the rear of his head near the lower hairline.

Dekalb County: A 67 year old victim was apparently shot by an unknown shooter. The victim appeared to have been sitting in his portable climbing stand. It is not known if he was about to climb up the tree or if he had descended. The bullet entered his body at an angle from the back and exited his chest cavity on the right side of his body about the height of his bicep.

FIREARMS HUNTING INCIDENT SUMMARY

CONTRIBUTING FACTORS	1992-93	1993-94	1994-95	1995-96	1996-97	1997-98	1998-99	1999-00	2000-01	2001-02	2002-03	2003-04	2004-05	2005-06
Shooter Swinging on Game	4	8	5	3	4	2	2	2	2	4	1	0	1	0
Mistaken For Game	7	4	7	4	8	6	5	3	5	7	8	3	2	1
Victim Out of Sight of Shooter	6	1	5	4	2	5	1	1	4	0	7	2	2	1
Victim in Line of Fire	2	1	1	3	0	5	0	0	0	0	0	0	0	0
Removing/Placing Firearm In/Out Vehicle	1	3	0	3	1	0	0	0	2	3	0	1	1	1
Unloading Firearm	1	1	0	0	1	0	1	0	0	0	2	0	0	0
Clubbing Game	0	1	0	0	0	0	0	0	0	0	0	0	0	0
Unknown Self-Inflicted	0	2	0	1	1	0	1	0	0	0	0	1	0	0
Unknown Two-Party	1	1	2	0	0	0	0	0	0	0	0	0	0	0
Gun Fell From Insecure Rest	0	1	1	0	0	0	1	2	2	0	3	0	1	0
Improper Crossing of Fence/Obstacle	0	2	1	0	1	0	0	0	0	0	1	0	0	0
Mechanical Failure	0	2	1	0	0	0	0	0	0	1	0	0	0	0
Improper Handling	5	0	1	6	1	3	1	2	1	3	0	1	0	0
Riding With Loaded Firearm	2	0	1	0	0	0	0	1	0	0	1	0	0	0
Shooter Stumbled and Fell	0	1	1	3	0	1	2	2	0	2	3	0	1	0
Gun/Trigger Caught on an Object	0	0	4	1	1	2	1	1	1	1	0	1	1	3
Unknown Cause	0	0	1	1	2	0	0	1	0	0	0	0	0	1
Ricochet	0	0	0	0	0	0	0	0	0	0	0	1	0	1
Climbing/Descending Tree	0	0	0	0	0	0	0	0	0	0	0	2	0	0
Other	0	1	1	1	0	0	0	1	0	0	0	1	2	0
Two Party Incidents (Land Type)														
Private/Leased	20	17	14	16	16	8	9	7	14	16	5	5	4	
Public	1	2	3	2	1	1	1	2	0	2	2	0	1	
Open Permit	0	2	0	0	1	0	0	0	0	0	0	0	0	
Public Road	0	2	0	0	0	1	0	1	0	0	0	0	0	
Unknown	0	3	0	0	0	0	0	4	1	0	0	0	0	
Was Shooter a Hunter Education Graduate?														
Yes	5	4	6	6	5	7	2	0	3	11	3	1	4	
No	16	15	18	7	13	6	6	9	4	10	5	6	0	
Unknown	6	12	6	9	6	3	2	8	15	4	5	4	4	
Alcohol Related?														
Yes	2	1	1	1	0	0	0	1	0	0	0	1	1	
No	23	25	23	16	22	14	8	11	12	19	11	8	6	
Unknown	2	5	6	5	2	2	2	5	10	6	2	2	1	
Did Victim Know Shooter (2-Party Incidents)?														
Yes	20	20	14	13	14	8	7	8	10	16	5	5	3	
No	1	5	2	3	2	2	2	2	2	2	2	0	0	
Unknown	0	1	1	2	2	0	1	4	3	0	0	0	2	

TREESTAND INCIDENT SUMMARY

Type of Treestand Used	1993-94	1994-95	1995-96	1996-97	1997-98	1998-99	1999-00	2000-01	2001-02	2002-03	2003-04	2004-05	2005-06
Ladder Stand	1	5	1	3	4	4	6	3	5	0	4	3	1
Climbing Stand	5	10	5	4	4	0	4	6	8	3	5	3	6
Chain-on Type Stand	2	3	0	5	2	4	4	1	2	2	1	6	1
Permanent Platform	1	5	0	3	1	1	3	2	1	1	0	0	0
Unknown	0	1	3	0	2	0	4	1	1	1	0	1	0
Tree Limb	0	1	1	0	0	0	0	0	0	0	0	0	0
Other	0	0	1	1	2	0	0	0	1	0	0	0	0
Shooting House	0	0	0	0	0	0	1	1	0	0	0	0	1

Accident Occurred While:

Sitting or Standing	4	9	4	10	7	2	4	6	11	4	3	6	5
Going Up	0	2	1	4	5	4	4	3	5	0	5	1	4
Coming Down	5	9	4	3	1	1	9	3	1	3	2	4	0
Unknown	0	5	2	2	2	2	5	2	1	0	0	2	0

Victim Wearing Safety Belt:

Yes	0	0	2	0	0	1	1	0	0	0	0	1	9
No	9	24	9	19	13	8	21	14	18	7	10	12	0
Unknown	0	1	0	0	2	0	0	0	0	0	0	0	0

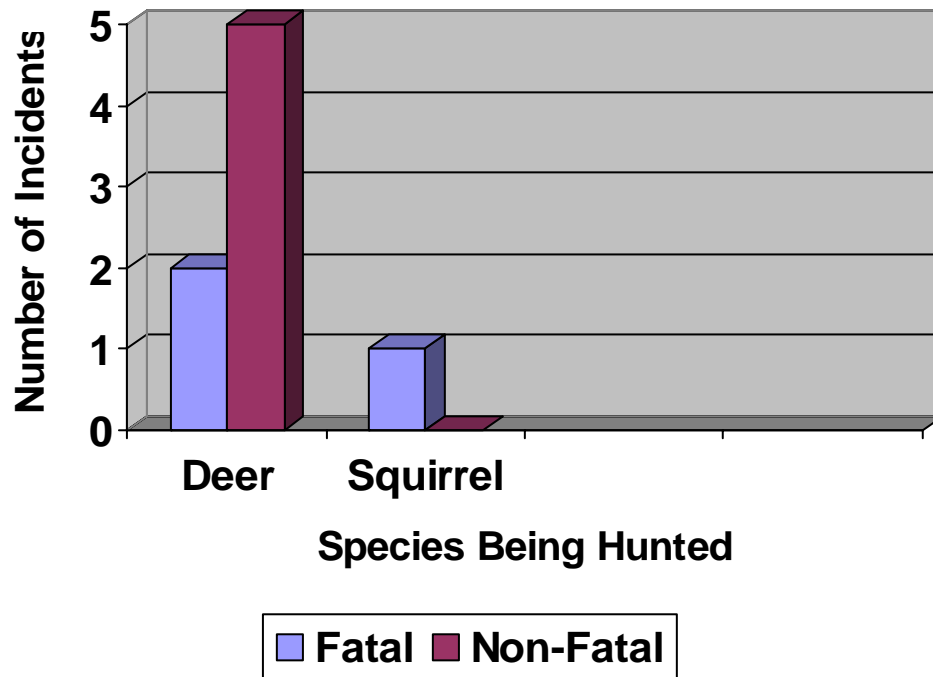
Alcohol Related

Yes	1	0	0	1	0	0	0	0	1	0	0	0	0
No	7	23	7	18	11	4	17	12	10	5	9	13	6
Unknown	1	2	4	0	4	5	5	2	7	2	1	0	3

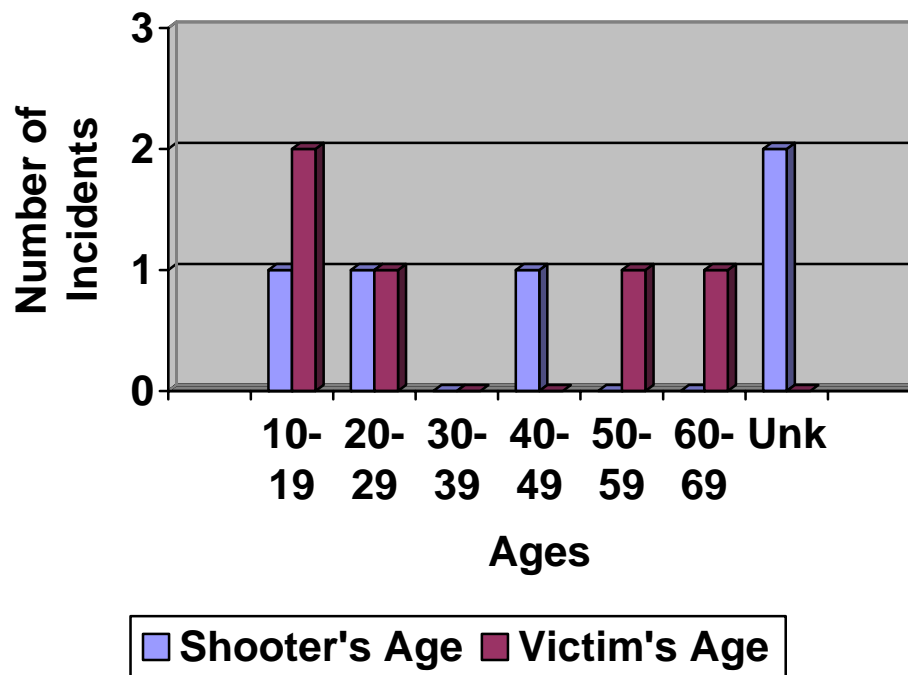
Hunter Education Graduate?

Yes	3	0	1	3	1	1	2	4	2	2	1	3	0
No	2	4	2	9	4	1	6	4	2	3	1	1	1
Unknown	4	21	8	8	10	7	14	6	14	2	8	9	8

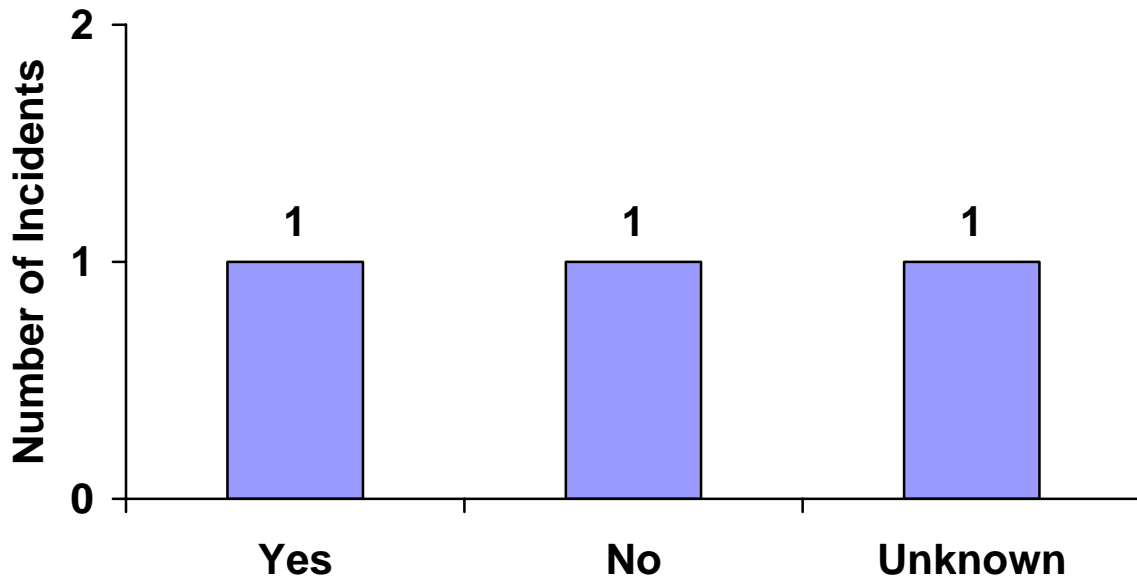
SPECIES BEING HUNTED IN 2005-06 FIREARMS INCIDENTS



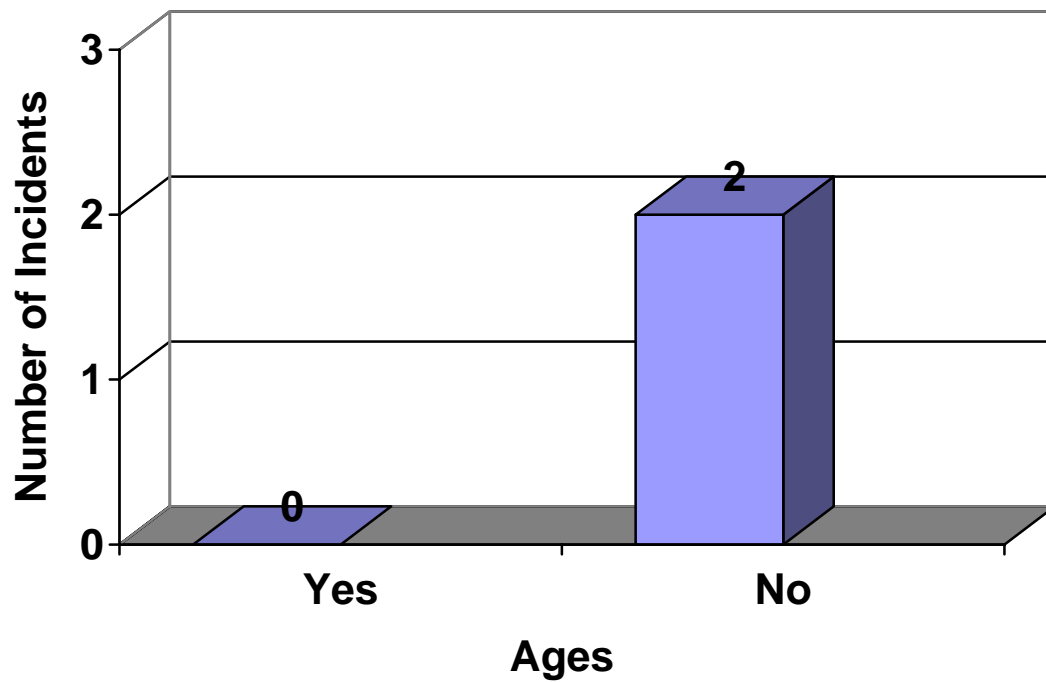
AGE OF PERSONS INVOLVED IN 2005-06 TWO-PARTY INCIDENTS (FATAL AND NON-FATAL)



VICTIMS WEARING HUNTER ORANGE IN 2005-06 TWO-PARTY NON-FATAL HUNTING INCIDENTS



VICTIMS WEARING HUNTER ORANGE IN 2005-06 TWO-PARTY FATAL HUNTING INCIDENTS



Wildlife and Freshwater Fisheries
2005-06 Non-fatal Firearms Incidents

	Date of Accident	County	Age of Victim	Age of Shooter	Was shooter intoxicated?	Game	Type Gear	Muzzle to wound distance (yds.)	Self-inflicted or two-party	Victim wearing hunter orange in two party accidents	Was shooter a hunter education graduate?	Cause of accident	Date official report signed by investigating officer
1	9/10/2005	Bullock		34	No	Dove	Shotgun	0-10	Self		Yes	Trigger caught on object	9/11/2005
2	11/19/2005	Clarke	17	16	No	Deer	Rifle	0-10	Other	No	Yes	Removing firearm from vehicle	11/19/2005
3	11/23/2005	Winston		15	No	Deer	Shotgun	0-10	Self		Yes	Trigger caught on object	11/25/2005
4	1/7/2006	Washington	53	41	No	Deer	Shotgun	Unk	Other	Yes	Unk	Hit with ricochet - dog deer hunt - buckshot	1/9/2006
5	1/2/2006	Baldwin	15			Deer	Shotgun	Unk	Other			Hit by 2 buckshot pellets	1/19/2006

Division of Wildlife and Freshwater Fisheries
2005-06 Treestand Incidents

	Fatal or Non-fatal	County	Date of Accident	Victim's Age	Game	Type of Weapon	Type of Treestand	Was victim wearing a safety belt and secured to tree?	Stand Height (ft)	Climbing ,Sitting, Coming Down	Cause of Accident	Date official report signed by investigating officer
1	Non-fatal	Bibb	10/23/2005	53	Deer	Bow	Ladder	No		Standing	Fell from treestand - hung for approx 3 hours	10/24/2005
2	Non-fatal	Cullman	11/12/2005	0	Coyote		Climbing	No	25	sitting	Fell from tree, wearing belt, not secured to tree	
3	Non-fatal	Choctaw	11/28/2005	52	Deer		Climbing	No	15	Standing	Fell from stand while hanging a climbing stand	12/1/2005
4	Non-fatal	Montgomery	12/18/2005	42	Deer	Bow	Hang-on	No	15	Climbing	Fell from ladder while climbing up to stand	12/18/2005
5	Non-fatal	Lamar	12/27/2005		Deer	Rifle	Climber	No		Climbing	Fell from treestand	12/27/2005
6	Non-fatal	Butler	1/5/2006	55	Deer		Shooting House	No	7	Climbing	Fell while climbing into shooting house	
7	Non-fatal	Butler	1/31/2006	53	Deer	Rifle	Climbing	No		Sitting		
8	Non-fatal	Pike	1/28/2006	57	Deer	Rifle	Climbing	No	40	Climbing	Fell while climbing tree with a climbing stand	1/28/2006
9	Non-fatal	Baldwin	1/29/2006	38	Deer	Rifle	Climbing	No	20	Sitting	Pin in climbing stand came out	2/14/2006

Wildlife and Freshwater Fisheries 2005-06 Hunting Related Accidents

Date of Accident	County	Age of Victim	Age of Shooter	Was shooter intoxicated?	Game	Type Gear	Muzzle to wound distance (yds.)	Self-inflicted or two-party	Victim wearing hunter orange in two party accidents	Was shooter a hunter education graduate?	Cause of accident	Date official report signed by investigating officer	
1	11/3/2005	Cleburne	45		Deer	Bow		Self			Gun discharged in ATV accident		
2	12/15/2005	Coosa				4 wheeler					Victim died in ATV accident		
3	12/18/2005	Coosa	58		Deer	Rifle					Died from apparent heart attack	12/18/2005	
4	1/1/2006	Barbour	32	No	Squirrel	Vine		Self		No	Treel limb fell on head	1/9/2006	
5	12/29/2005	Lee	59		Deer						Heart attack while retrieving downed deer	12/29/2005	
6	1/7/2006	Barbour	23	51	No	Deer	Rifle	0-10	Other	Yes	No	Accidental discharge-debris hit victim in head	1/9/2006
7	1/21/2006	Macon	26	No	Deer	Rifle	0-10	Self			Unk	Accidental discharge in vehicle	1/21/2006
8	1/20/2006	Montgomery	22		Deer						Unk	Drowning	1/23/2006

These are not categorized as hunting incidents because they did not meet criteria established by the International Hunter Education Association. Some of the criteria include that the incident involve the discharge of a firearm or bow while hunting.