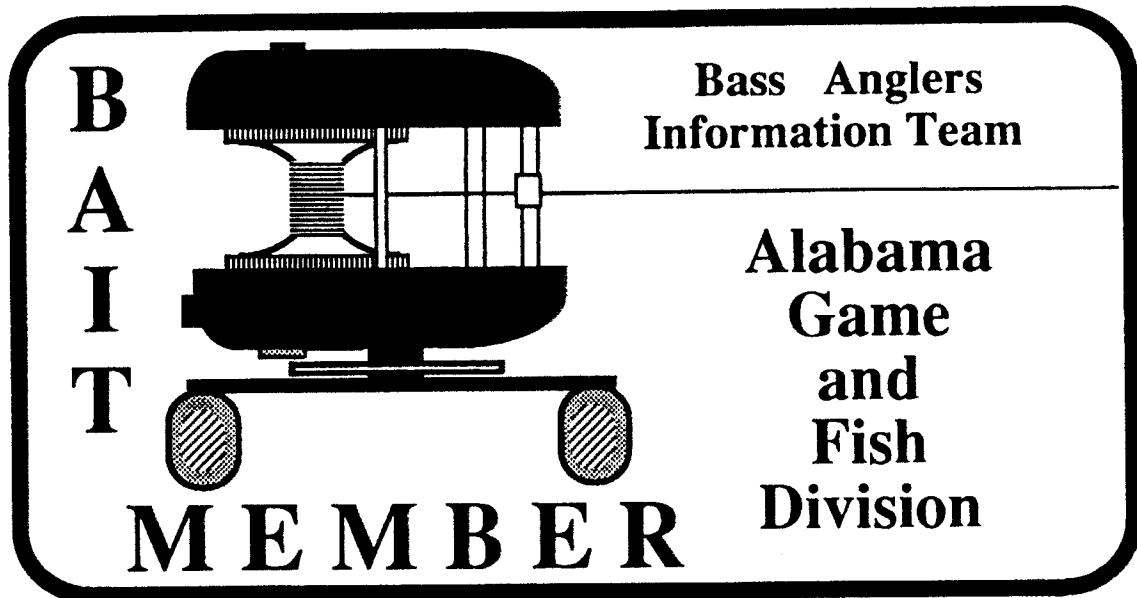


B.A.I.T.

Bass Anglers Information Team 1997



Department of Conservation and Natural Resources

Game and Fish Division
Fisheries Section

64 North Union Street, Montgomery, Alabama, 36130

**B.A.I.T.
Bass Anglers
Information Team
1997
Annual Report**

**by
Stanley F. Cook and James J. McHugh
Alabama Game and Fish Division
Department of Conservation and Natural Resources**

*Funded in part by the Federal Aid to Sport fish Restoration Program
Alabama DJ/WB Project F-38*

INTRODUCTION

The printing of the 1997 B.A.I.T. annual report marks the twelfth year of the B.A.I.T. program. The objective of the program since its inception has always been to gather information on bass populations by combining the efforts of bass club members and state fisheries scientists. The B.A.I.T. program summarizes catch data already being collected by participating clubs on reservoir bass populations. These results are used by state fisheries scientists in combination with data from other sources as a basis for fisheries management decisions. Bass anglers use the report to establish future tournament sites or to locate a reservoir that provides a particular type of fishing action.

Through 1997, we have summarized 5,227 tournament reports. B.A.I.T. team anglers have spent 1,324,792 hours collecting data for this program. They have contributed data from 312,171 bass that weighed 527,672 pounds.

METHODS

Every year we attempt to maintain the support of the previous year's clubs and to enlist the support of new clubs through public meetings, news releases and letters. Participating club officers or tournament directors are sent the previous year's annual report, with tournament report postcards to be completed following each tournament. Clubs are assigned individual numbers to insure confidentiality. As tournament cards are received, they are checked for accuracy and entered into a computer database. Club officers are contacted when data are suspected to be erroneous. We compile and analyze the data following receipt of December tournament reports. Statewide tournament results are sorted by reservoir and by club.

To rank reservoirs, five "fishing quality" indicators were used: percent of successful anglers (percent of anglers with one or more bass at weigh-in), bass average weight, number of bass per angler-day, pounds of bass per angler-day, and hours required to catch a bass five pounds or larger. Since the length of a fishing day varies between

tournaments, an angler-day is defined as 10 hours of fishing effort. A minimum of five tournaments for an individual reservoir is considered necessary for minimum confidence in each reservoir dataset. Reservoirs with five or more tournament reports are ranked for each of the quality indicators. Values are assigned to each rank and an overall rank is determined for each reservoir by summing the values of the five quality indicators. This ranking system is intended to be a quick reference for club tournament site selection. It does not constitute a "best and worst" list of Alabama reservoirs and should not be interpreted that way.

RESULTS AND DISCUSSION

Bass clubs submitted 586 tournament reports during 1997, a 19 % increase from last year's 493 reports. An important factor for this growth was the invitation to participate letters sent to Alabama B.A.S.S. Federation clubs. Club representatives did an excellent job filling out the cards and few reports were rejected due to incomplete or erroneous information. Sixty-two clubs or tournament organizations provided data in 1997. One Hundred and seventy-two reports from Alabama waters were received from Dr. Carl Quertermus of the University of West Georgia, who summarizes tournament data from the Georgia B.A.S.S. Federation, and 16 reports from Tennessee clubs that fish Alabama waters from Tennessee Wildlife Resource Agency. Without their support, several Alabama reservoirs would not have been well represented in the quality indicator rankings (Table 2). Once again we must stress that reports from more locations increase the capability of the summaries to reflect actual fish population conditions and not just a good or poor day's fishing by one or two clubs.

In 1997, tournament reports were received for 30 bodies of water that were fished 146,714 hours. B.A.I.T. anglers caught 29,980 bass (12 inches and larger) that weighed 55,091 pounds (Table 1). A total of 416 bass five pounds and larger were reported for an overall catch rate of one 5 pound bass or larger for every 291 hours of fishing (an increase from last year's 265 hours). The number of bass over 8.0 pounds increased from 11 in 1996 to 17 in 1997 (Table 5). The largest bass weighed 12.25 pounds and was caught in

Harris Reservoir on the Tallapoosa River. Although Weiss ranked fourth in 1997, it produced more bass (73) 5 pounds and larger than any other reservoir.

Statewide catch rates in 1997 for number and pounds of fish were similar to rates recorded since 1993 (Figure 1). Eleven lakes improved in overall fishing success, 15 lakes recorded declines and four lakes remained about the same (Appendix A). Except for Smith and Harris Reservoirs, declines were probably caused by natural fluctuations in bass abundance and size structure.

Of the 62 clubs or tournament organizations that submitted data during 1997, 50 submitted five or more tournament reports, a large increase from last year's 30 clubs. Forty-two clubs submitted 10 or more reports, a large increase from last year's 13 (Table 3). Lack of full reporting by some clubs remains a limiting factor in this program, but participation is improving. Six contributors submitted only one report as compared to 19 last year. All club representatives should understand that every tournament report is important if this program is to continue to be successful. A list of clubs contributing tournament results for the 1997 B.A.I.T. report is presented in Table 4.

More tournament reports were received from Weiss (56) than from any other location. West Point (54) and Logan Martin (47) followed in second and third. Eufaula, Guntersville, Harris, Martin, Millers Ferry, Mobile Delta, Neely Henry and Pickwick each had 20 or more tournament reports (Table 1). Distribution of tournament reports across reservoirs remained the same as in 1996. Eleven lakes were represented by 20 or more reports again 1997. A good distribution of reports provides more representative catch statistics from which meaningful summaries can be prepared.

Of the 30 reservoirs from which reports were received, 28 (93%) had five or more tournament reports (Table 1). The following comments deal with these 28 reservoirs which are ranked by quality indicators in Table 2. The percent of successful anglers (those with one or more fish) ranged from 50 at Wilson to 84 at Logan Martin and Martin. The average weight of bass caught ranged from 0.95 at Smith (13-16 inch slot limit) to 2.95 at Eufaula (16-inch size limit, Table 1). The statewide average weight was

1.84 pounds; approximately the same since 1989. Catch rates expressed as bass per angler-day ranged from 0.96 at Wilson to 3.21 at Logan Martin. Catch rate as pounds per angler-day ranged from 1.07 at Smith to 5.35 at Neely Henry.

Overall, Demopolis accumulated more quality-indicator points than any other reservoir in Alabama, replacing Weiss from last year. Weiss (58 tournaments) placed second and Neely Henry (38 tournaments) came in third. Readers should note that the primary intent of Table 2 is not to determine the overall "best" reservoir, but to characterize the fishery of each reservoir. For example, look at the rankings for Demopolis. Demopolis Reservoir received the highest "Overall" ranking, but there were only five tournaments that were held during the year while the next three highest ranked reservoirs had significantly more tournaments held throughout the year. This is not meant to imply that Demopolis Reservoir would not be an excellent site to fish. The more reports received and analyzed the more accurate are the summaries. Therefore, Demopolis should not be given the label as the "best" just simply one of the best. Of greater importance to most tournament anglers is pounds per angler-day and as reported previously, Neely Henry was the best.

As more bass populations are managed with length limits in our state, the effects of these restrictions on harvest are expressed in the results of the B.A.I.T. report. Length limits are imposed to increase the number of fish below a minimum length or within a specified length range (slot limit). Because all minimum lengths and length ranges will be above the 12-inch limit fished in most tournaments, they will reduce the total harvest in numbers and pounds. However, those fish weighed in will be larger (longer) by virtue of the minimum length or slot limit. In the B.A.I.T. report, length limit lakes will always rank high for average weight and near the bottom for percent success, bass per angler-day, and pounds per angler-day. For instance, bass per angler-day averages 2.04 statewide but is roughly half of that at West Point, Wilson and Eufaula. Statewide, average weight in 1997 was 1.84 pounds for all 30 reservoirs but at Wilson, Demopolis, Guntersville, West Point and Eufaula average weight was over 2.0 pounds. The average weight of bass

12 inches and longer has not increased in these populations. The average weights are higher only because the fish weighed in are longer.

Length limits remained in effect during 1997 on Eufaula and West Point (16-inch minimum), Wilson and Guntersville (15-inch minimum), Demopolis (14-inch minimum), Pickwick (14-inch minimum on smallmouth), and Harris and Smith (13 to 16-inch slot). All quality indicators improved at Guntersville during the fourth year of the 15-inch minimum length limit. Quality indicators have stabilized at Eufaula following the installation of the 16-inch limit. Wilson showed a negative response to the length limit in that average weight, bass per angler-day and pounds per angler-day declined in 1997. Demopolis showed very positive signs after the second year of a 14-inch length limit. Bass per angler-day increased, average weight of each bass decreased slightly and pounds per angler-day increased. This is an indication that bass larger than 14 inches are increasing after only two years of length restrictions. Sampling in 1998 should determine if this is true. Quality indicators declined at Harris during the fourth year of the slot. A significant effort to harvest 12 to 13-inch bass from Harris by some bass clubs did occur. However, the effort to remove small bass has to increase if Harris is to experience major improvements. Smith's bass population showed declines in bass and pounds per angler-day while average weight increased. This is expected during the early years of a slot limit. Quality indicators are expected to get worst before they improve when a slot limit is implemented. Finally, another problem with examining Smith's quality indicator points is the low number of tournaments reported each year.

Graphs in Appendix A provide you with a historical record of how your favorite waters have performed in the B.A.I.T. program since 1986. A few words of caution, these graphs are not restricted to bodies of water with five or more tournaments. Data points for some years may be represented by only one tournament or completely absent in some cases. However, those situations are restricted to those water bodies that generally have not been included in the quality indicator rankings. Secondly, when comparing water bodies, be aware that the scale on the vertical axes have maximum ranges that vary. You can use these graphs to predict 1998 fishing by looking for trends. For instance,

Cedar Creek, Demopolis, Guntersville, Harding, Little Bear, Logan Martin, Neely Henry and Lake Tuscaloosa showed improvements in fishing quality indicators in 1997. Noticeable declines in fishing quality were seen at Coffeeville, Harris, Holt, Jones Bluff, Jordan, Lay, Millers Ferry, Mobile Delta, Pickwick, Smith and Wilson.

Table 1. Statewide summary of tournaments for bass clubs participating in the 1997 B.A.I.T. Program.

Reservoir	Tourn. Number		Bass Anglers		Bass Success		Bass Number		Bass Weight > 5LB		Bass > 5LB		Total Hours		Percent Success		Average Weight		Bass per Angler-day		Pounds per Angler-day		Hours per Bass > 5LB	
Aliceville	7	131	84	208	343.9	5	1162	64.12	1.65	1.79	2.96	232												
Bankhead	13	303	221	589	902.7	18	2810	72.94	1.53	2.10	3.21	156												
Cedar Creek	5	87	64	200	285.5	5	831	73.56	1.43	2.41	3.44	166												
Coffeeville	13	296	174	420	572.3	2	2371	58.78	1.36	1.77	2.41	1186												
Demopolis	5	156	127	326	675.5	9	1415	81.41	2.07	2.30	4.77	157												
Eufaula	40	1640	927	2538	7494.1	59	24711	56.52	2.95	1.03	3.03	247												
Gainesville	7	107	78	200	332.1	5	952	72.90	1.66	2.10	3.49	190												
Guntersville	24	1353	982	3376	8418.0	42	19172	72.58	2.49	1.76	4.39	242												
Harding	6	92	76	220	349.4	2	860	82.61	1.59	2.56	4.06	430												
Harris	31	455	294	795	918.1	7	4080	64.62	1.15	1.95	2.25	583												
Holt	5	222	139	416	640.3	15	2094	62.61	1.54	1.99	3.06	140												
Jones Bluff	6	104	82	228	334.8	1	889	78.85	1.47	2.57	3.77	889												
Jordan	15	354	278	766	1422.0	9	3349	78.53	1.86	2.29	4.25	372												
Lay	18	360	272	792	1365.6	6	3402	75.56	1.72	2.33	4.01	567												
Little Bear	8	110	74	205	246.3	1	878	67.27	1.20	2.34	2.81	878												
Logan Martin	47	785	663	2534	3881.2	19	7902	84.46	1.53	3.21	4.91	416												
Martin	41	590	497	1813	2427.7	10	6139	84.24	1.34	2.95	3.95	614												
Millers Ferry	21	659	547	1869	2775.7	11	6557	83.00	1.49	2.85	4.23	596												
Mitchell	16	401	293	843	1493.0	3	3717	73.07	1.77	2.27	4.02	1239												
Mobile Delta	23	350	227	640	911.9	1	3550	64.86	1.42	1.80	2.57	3550												
Neely Henry	38	849	671	3918	6551.9	17	12240	79.03	1.67	3.20	5.35	332												
Pickwick	37	903	636	1396	2647.8	36	8345	70.43	1.90	1.67	3.17	232												
Smith	4	46	24	48	45.7	0	428	52.17	0.95	1.12	1.07													
Tuscaloosa	5	119	91	252	323.7	0	1085	76.47	1.28	2.32	2.98													
Upper Bear	8	174	98	246	466.4	15	1428	56.32	1.90	1.72	3.27	95												
Warrior	2	48	39	89	144.1	2	451	81.25	1.62	1.97	3.20	226												
Weiss	56	1144	873	3013	5322.1	73	11452	76.31	1.77	2.63	4.65	157												
West Point	54	864	487	983	2015.8	22	8387	56.37	2.05	1.17	2.40	381												
Wheeler	16	319	266	825	1232.3	11	3645	83.39	1.49	2.26	3.38	331												
Wilson	15	265	133	232	551.4	10	2416	50.19	2.38	0.96	2.28	242												
Grand Total	586	13286	9417	29980	55091.2	416	146714	70.88	1.84	2.04	3.75	291												

Table 2. Ranking by quality indicators for all reservoirs with five or more tournament reports in the 1997 B.A.I.T. program.

Rank	Percent Success	Average Weight	Bass per Angler-day	Pounds per Angler-day	Hours per Bass > 5LB	Overall Value
1	Logan Martin	Eufaula	Logan Martin	Neely Henry	Upper Bear	Demopolis 115
2	Martin	Guntersville	Neely Henry	Logan Martin	Holt	Weiss 111
3	Wheeler	Wilson	Martin	Demopolis	Bankhead	Neely Henry 109
4	Millers Ferry	Demopolis	Millers Ferry	Weiss	Weiss	Logan Martin 106
5	Harding	West Point	Weiss	Guntersville	Demopolis	Jordan 94
6	Demopolis	Pickwick	Jones Bluff	Jordan	Cedar Creek	Harding 92
7	Neely Henry	Upper Bear	Harding	Millers Ferry	Gainesville	Millers Ferry 89
8	Jones Bluff	Jordan	Cedar Creek	Harding	Pickwick	Guntersville 87
9	Jordan	Mitchell	Little Bear	Mitchell	Aliceville	Lay 83
10	Tuscaloosa	Weiss	Lay	Lay	Wilson	Cedar Creek 82
11	Weiss	Lay	Tuscaloosa	Martin	Guntersville	Martin 82
12	Lay	Neely Henry	Demopolis	Jones Bluff	Eufaula	Gainesville 80
13	Cedar Creek	Gainesville	Jordan	Gainesville	Wheeler	Wheeler 80
14	Mitchell	Aliceville	Mitchell	Cedar Creek	Neely Henry	Bankhead 76
15	Bankhead	Harding	Wheeler	Wheeler	Jordan	Jones Bluff 74
16	Gainesville	Holt	Gainesville	Upper Bear	West Point	Mitchell 73
17	Guntersville	Bankhead	Bankhead	Bankhead	Logan Martin	Upper Bear 70
18	Pickwick	Logan Martin	Holt	Pickwick	Harding	Pickwick 70
19	Little Bear	Wheeler	Harris	Holt	Lay	Holt 67
20	Mobile Delta	Millers Ferry	Mobile Delta	Eufaula	Harris	Eufaula 60
21	Harris	Jones Bluff	Aliceville	Tuscaloosa	Millers Ferry	Aliceville 57
22	Aliceville	Cedar Creek	Coffeerville	Aliceville	Martin	Wilson 49
23	Holt	Mobile Delta	Guntersville	Little Bear	Little Bear	Tuscaloosa 49
24	Coffeerville	Coffeerville	Upper Bear	Mobile Delta	Jones Bluff	West Point 46
25	Eufaula	Martin	Pickwick	Coffeerville	Coffeerville	Little Bear 44
26	West Point	Tuscaloosa	West Point	West Point	Mitchell	Mobile Delta 31
27	Upper Bear	Little Bear	Eufaula	Wilson	Mobile Delta	Harris 29
28	Wilson	Harris	Wilson	Harris	Tuscaloosa	Coffeerville 25

Table 3. Tournament summary for all bass clubs participating in the 1997 B.A.I.T. program.

Club Number	Tourn. Number	Bass Anglers		Bass Number		Bass Weight		Bass >5LB		Total Hours	Percent Success	Average Weight		Bass per Angler-day		Hours per Bass >5LB
		Anglers	Success	Number	Success	Weight	Success	Weight	Angler-day			Angler-day				
1	2	56	36	68	68	161.4	11	491	64.29	2.37	1.39	3.29	45			
2	13	240	186	570	570	894.0	5	2329	77.50	1.57	2.45	3.84	466			
3	12	194	109	279	279	377.5	4	1621	56.19	1.35	1.72	2.33	405			
4	11	197	134	418	418	809.2	15	1989	68.02	1.94	2.10	4.07	133			
5	1	43	28	66	66	129.1	3	387	65.12	1.96	1.71	3.34	129			
6	1	33	21	35	35	81.0	3	314	63.64	2.31	1.12	2.58	105			
7	13	205	124	288	288	546.8	8	1789	60.49	1.90	1.61	3.06	224			
8	12	213	165	757	757	1103.0	1	2316	77.46	1.46	3.27	4.76	2316			
9	9	288	204	479	479	758.9	8	2488	70.83	1.58	1.93	3.05	311			
10	9	175	101	228	228	361.3	2	1466	57.71	1.58	1.56	2.46	733			
11	4	43	41	101	101	149.4	0	339	95.35	1.48	2.98	4.40				
12	4	1051	733	1920	1920	4441.4	48	10124	69.74	2.31	1.90	4.39	211			
13	11	245	165	448	448	813.7	27	2463	67.35	1.82	1.82	3.30	91			
14	10	246	196	605	605	1060.6	11	2907	79.67	1.75	2.08	3.65	264			
15	8	263	215	504	504	912.8	7	2615	81.75	1.81	1.93	3.49	374			
16	16	236	152	364	364	518.8	1	2261	64.41	1.43	1.61	2.29	2261			
17	15	443	374	1107	1107	1887.9	20	3887	84.42	1.71	2.85	4.86	194			
18	8	172	147	460	460	546.5	4	1616	85.47	1.19	2.85	3.38	404			
19	3	72	51	99	99	199.2	4	683	70.83	2.01	1.45	2.92	171			
20	11	280	129	455	455	776.1	9	2839	46.07	1.71	1.60	2.73	315			
21	1	316	244	1021	1021	3210.9	0	10112	77.22	3.14	1.01	3.18				
22	2	60	25	63	63	168.8	2	720	41.67	2.68	0.88	2.34	360			
23	7	279	164	551	551	1081.8	11	2293	58.78	1.96	2.40	4.72	208			
24	3	25	25	61	61	106.5	0	233	100.00	1.75	2.62	4.57				
25	7	182	117	362	362	854.2	23	1625	64.29	2.36	2.23	5.26	71			
26	1	160	68	127	127	342.0	10	1600	42.50	2.69	0.79	2.14	160			
27	1	50	50	139	139	281.2	4	450	100.00	2.02	3.09	6.25	113			
28	1	17	17	72	72	91.4	0	153	100.00	1.27	4.71	5.97				
29	17	234	186	308	308	583.0	8	1150	79.49	1.89	2.68	5.07	144			
30	9	164	118	342	342	545.5	4	1584	71.95	1.59	2.16	3.44	396			
31	14	219	195	623	623	938.3	5	2246	89.04	1.51	2.77	4.18	449			
32	2	44	39	155	155	239.2	2	473	88.64	1.54	3.28	5.06	236			

Table 3 (cont.). Tournament summary for bass clubs participating in the 1997 B.A.I.T. program.

Club Number	Bass Anglers		Bass Success	Bass Number	Bass Weight	Bass >5LB	Total Hours	Percent Success	Average Weight		Bass per Angler-day		Hours per Bass >5LB	
	Success	Anglers							Weight	Angler-day	Angler-day	Angler-day	Hours per Bass >5LB	
33	5	250	186	579	986.5	6	2572	74.40	1.70	2.25	3.84	429		
34	6	88	41	177	302.3	1	792	46.59	1.71	2.23	3.82	792		
35	1	262	81	218	612.4	13	2620	30.92	2.81	0.83	2.34	202		
36	1	50	19	26	36.0	0	350	38.00	1.38	0.74	1.03			
37	5	110	72	217	303.2	0	1418	65.45	1.40	1.53	2.14			
38	2	520	430	4302	8973.3	0	15600	82.69	2.09	2.76	5.75			
39	8	95	79	208	346.1	3	416	83.16	1.66	5.00	8.32	139		
40	11	111	69	161	198.8	0	958	62.16	1.23	1.68	2.07			
41	4	30	26	103	158.6	0	348	86.67	1.54	2.96	4.56			
42	9	120	83	154	354.6	4	1016	69.17	2.30	1.52	3.49	254		
43	1	58	30	88	142.5	4	522	51.72	1.62	1.69	2.73	131		
44	1	19	19	60	99.4	1	171	100.00	1.66	3.51	5.81	171		
45	1	8	8	20	39.0	0	72	100.00	1.95	2.78	5.42			
46	9	186	96	365	642.7	2	1844	51.61	1.76	1.98	3.49	922		
47	10	131	94	232	346.7	6	1190	71.76	1.49	1.95	2.91	198		
48	4	44	36	103	140.9	0	396	81.82	1.37	2.60	3.56			
49	6	64	55	197	283.5	1	644	85.94	1.44	3.06	4.40	644		
50	8	95	88	352	533.4	2	855	92.63	1.52	4.12	6.24	428		
51	8	71	56	171	376.9	4	639	78.87	2.20	2.68	5.90	160		
52	4	94	62	170	211.5	2	752	65.96	1.24	2.26	2.81	376		
53	10	116	92	229	396.0	2	1256	79.31	1.73	1.82	3.15	628		
54	3	31	21	47	62.4	0	259	67.74	1.33	1.81	2.41			
55	4	66	27	110	202.6	1	640	40.91	1.84	1.72	3.17	640		
56	11	258	205	617	969.9	4	2583	79.46	1.57	2.39	3.75	646		
57	3	35	27	64	71.1	0	245	77.14	1.11	2.61	2.90			
58	1	12	10	33	39.4	0	108	83.33	1.19	3.06	3.65			
59	12	172	102	286	455.0	0	1578	59.30	1.59	1.81	2.88			
60	12	312	258	745	1172.8	6	2835	82.69	1.57	2.63	4.14	473		
61	172	2680	1899	5663	9236.2	53	28665	70.86	1.63	1.98	3.22	541		
62	16	753	587	1208	2426.55	41	7813.5	77.95	2.01	1.55	3.11	191		

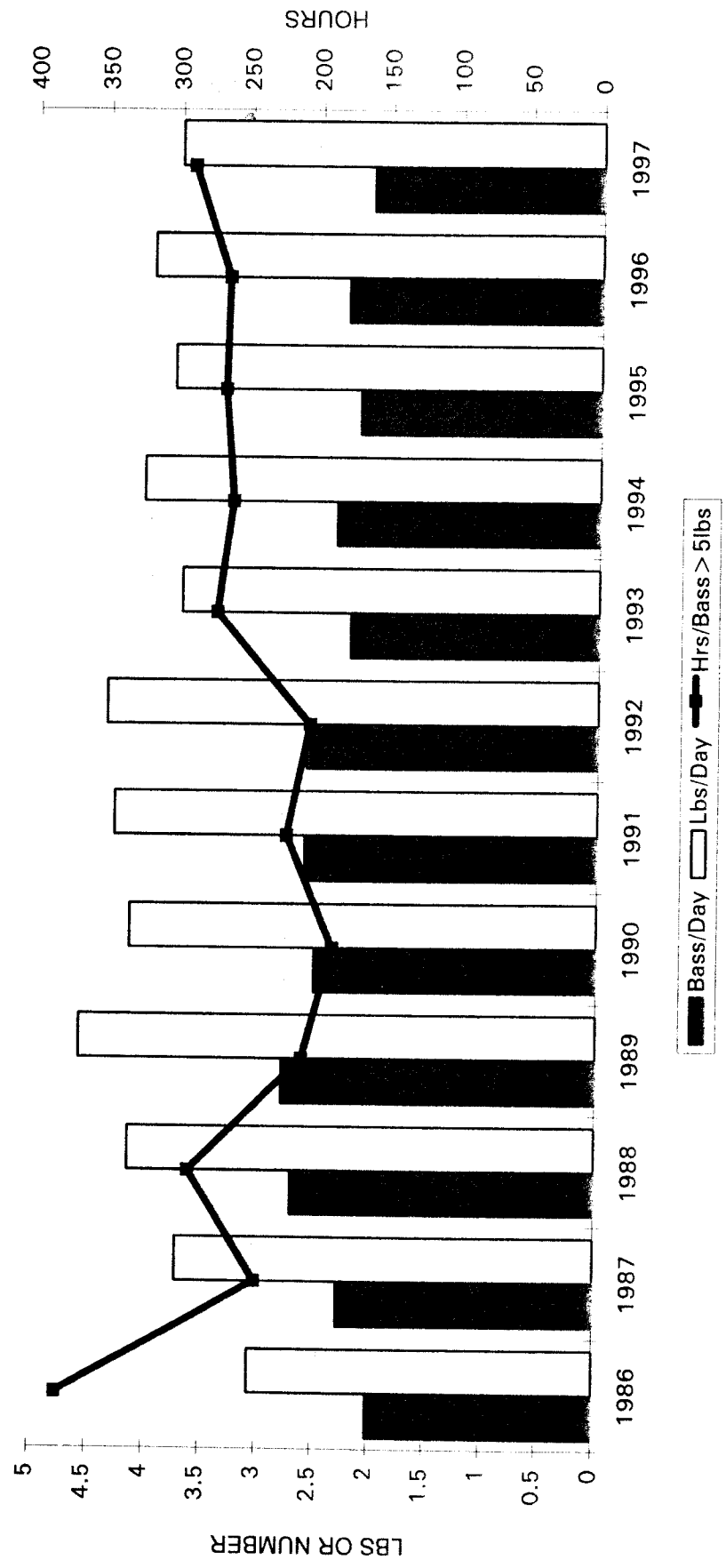
Table 4. Clubs supporting the 1997 B.A.I.T. annual report.

CLUB NAME	ADDRESS	CITY	STATE	ZIP	CLUB REP	PHONE
HOWTONS CAMP	350 PINE RIDGE ROAD	BESSEMER	AL	35023	TOM DAILEY	205-416-4666
SYLACAUGA BASS ANGLERS	1492 FAIRMONT ROAD	SYLACAUGA	AL	35150	NEAL E HARRIS	205-208-4242
UPPER BEAR CREEK BASSMASTERS	RT 1 BOX 548	DOUBLE SPRINGS	AL	35553	RAY HOOD	205-489-5509
HAMILTON BASSMASTERS	P O BOX 1201	HAMILTON	AL	35570	MIKE WATTS	205-935-8715
FAYETTE BASS CLUB	5564 COUNTY ROAD 67	BANKSTON	AL	35542	R D COTTEN	205-932-3495
CONFEDERATE BASS CLUB OF DOTHAN	P O BOX 8485	DOTHAN	AL	36304	DANNY DYESS	794-9171
BOEING BASS CLUB	26555 LAMBERT ROAD	ELKMONT	AL	35620	IONATHAN MANTLUFFEL	205-423-8674
BREWTON BASSMASTERS	P O BOX 2222	BREWTON	AL	36627	ALLEN COUCH	867-9852
TENNESSEE RIVER BASS CLUB	555 LOCUST LANE	TUSCUMBIA	AL	35074	TOMMY DIXON	205-386-7115
GILBERTOWN BASS CLUB	HC 64 BOX 123	SILAS	AL	36919	ERIC COPELAND	542-9498
NAHEOLA BASSMASTERS	RT 1 BOX 10 M	THOMASVILLE	AL	36784	JAMES MORGAN	636-4532
ALABAMA BASS FEDERATION	P O BOX 190	NOTASULGA	AL	36866	AL REDDING	257-3170
WEDOWEE BASSMASTERS	P O BOX 17	CHOCOLOCCO	AL	36254	OTIS R MILLER	205-236-0835
BIRMINGHAM BASSMASTERS	4349 MORNINGSIDE DRIVE	HELENA	AL	35180	BILLY J LAWSON	205-664-2597
PIPERMILL BASSMASTERS	350 SPRING TRAIL	WARRIOR	AL	36693	CHIPPER MATTHIS	666-2820
MASTERS BASS	P O BOX 9104	MOBILE	AL	35404	CHARLIE TIMORE	205-555-2919
BLACK WARRIOR BASS TRACKERS	5514 SUMMERFIELD DRIVE E	TUSCALOOSA	AL	36266	JIMMY PITTS	205-488-5308
CLAY COUNTY BASS BUSTERS	1249 JONES RD	LINEVILLE	AL	38464	ALON WHITE	615-762-1033
ARLINGTON BASS CLUB	P O BOX 546	LAWRENCEBURG	TN	38464	ALON WHITE	615-762-1033
TRI COUNTY BASS CLUB	P O BOX 730	TAYLORSVILLE	MS	39168	DENNIS ROBINSON	601-785-4303
OPERATION BASS	88 MOORS ROAD	GILBERTSVILLE	KY	42044	CHARLIE EVANS	502-362-4880
COLUMBUS BASS TRACKERS	922 TIMBERLAND DRIVE	PHENIX CITY	AL	36867	RAY CLARK	297-9184
GOODYEAR HUNTING AND FISHING CLUB	922 EAST MEIGHAN BOULEVARD	GADSDEN	AL	35999	ALBERT DAVIS	205-442-7446
BIRMINGHAM STEEL BASS	2401 GLENMORE COURT	BIRMINGHAM	AL	35235	MIKE DUTTON	205-853-4298
WEISS LAKE BASSMASTERS	P O BOX 369	CENTRE	AL	35960	JERRY CULBERSON	205-927-5025
ALABAMA AGC	P O BOX 10704	BIRMINGHAM	AL	35202	HENRY HAGOOD	205-252-8021
NET DAY OPEN	RT 1 BOX	DEMOPOLIS	AL	36732	J R WILLINGHAM	289-4652
ECHOTA BASS CLUB	212 CRAIGTOWN RD	CALHOUN	GA	30201	BUDDY JONES	706-602-8555
BRUSH CREEK BASS CLUB	132 PARKER DRIVE	FLORENCE	AL	35633	CHRIS FRANKS	205-764-0649
WARRIOR RIVER BASSMASTERS	1233 11th PLACE	PLEASANT GROVE	AL	35127	MIKE BURCHFIELD	205-744-9553
KOWALIGA	26 RICHARD ST	TALLASSEE	AL	36078	HANK GOLDEN	283-6117
FORT MOUNTAIN BASSMASTER	208 3rd AVENUE	CHATTWORTH	GA	30705	JERRY HERNDON	706-695-4634
WABFA	528 WOODFIELD AVENUE	EUTAW	GA	35462	JOHN MIZE	372-4800
LAFAYETTE BASS CLUB	292 MILLSAP RD	LAFAYETTE	GA	31702	SANDERS	706-638-4351
SOUTHEAST REGIONAL CHAMPIONSHIPS	P O BOX 727	ALBANY	GA	31702	SANDERS	912-439-4400
ALABAMA ELECTRIC CO-OP	P O BOX 10	LEROY	GA	36548	JIM WARR	246-5746
PENSACOLA HAWG HUNTERS	3045 HORONNE ST	LEROY	GA	36548	JIM WARR	246-5746
BASS INC	845 CARMICHAEL RD	PENSACOLA	FL	32526	DON JAHNKE	904-456-1014
COOSA WILLOW POINT BASSMASTERS	P O BOX 382	MONTGOMERY	AL	36117	TRIP WELDON	272-9530
ROANOKE BASS HUNTERS	91 COUNTY RD 6911	OHATCHEE	AL	36271	RICK BARTHEL	205-892-2717
CHICKASABOGUE BASSMASTERS	207 CHASE DRIVE	ROANOKE	AL	36274	DAVID BROWN	205-357-2669
BASS RUNNERS	917 SHERROD AVENUE	SARALAND	AL	36571	DONALD BUSH	679-9046
AMERICAN PETROLEUM INSTITUTE	P O BOX 1456	FLORENCE	AL	35630	VIRGIL GRIGSBY	205-766-3358
CAST	724 GENIE MARTIN RD	NORTHPORT	AL	35476	DAVID McCULLOUGH	205-825-9323
DIXIE BASSMASTERS	610 RALEY ST	JACKSONS CAMP	AL	36861	MIKE PARROTT	205-492-0906
UNIROYAL GOODRICH	1300 DOUGLAS STREET	GADSDEN	AL	35903	JOHN GARRARD	705-0027
877th BASSMASTERS	P O BOX 1961	OPELIKA	AL	36801	MICKEY HAMBY	205-921-3135
TUSCALOOSA BASS ANGLERS	11808 BENTON AVENUE	HAMILTON	AL	35570	JEFF WHITE	205-339-0439
FRIENDSHIP BASS CLUB	123 SOUTH CALIFORNIA STREET	NORTHPORT	AL	35475	RUSTY REAMS	264-2927
LINCOLN BASS CLUB	2911 ENGLAND ROAD	MONTGOMERY	AL	36107	KELLY CRIPPEN	205-763-2817
DIXIE BASSMASTERS	610 RALEY STREET	GADSDEN	AL	35096	KYLE BLACKSTONE	205-492-4906
BLACK WATER BASS CASTERS	322 SOUTH MAGNOLIA	LAUREL	AL	39440	VERNON McCREE	601-425-4852
LAKE GUNTERSVILLE BASSMASTERS	130 SOUTHWOOD DR	MADISON	AL	35758	MIKE JOHNSON	205-895-0220
LAUDERDALE COUNTY BASSMASTERS	1315 COUNTY RD 107	KILLEN	AL	35645	THOMAS RIGSBY	205-352-5229
BAMA BASS GANG	P O BOX 1004	HANCEVILLE	AL	35077	DON MITCHELL	205-339-5727
BAMA BASSMASTERS	2913 1/2 MAIN AVENUE	KILLEN	AL	35645	THOMAS RIGSBY	205-352-5229
B & B BASS ANGLERS	3360 COUNTY RD 388	NORTHPORT	AL	35077	DON MITCHELL	205-339-5727
RUMBLIN WATERS	5445 GEORGIA RD	VALLEY	AL	36854	TONY SHADDIX	334-756-9240
JACKSONVILLE BASSMASTERS	1207 MT ST NE	WETUMPKA	AL	36092	GIANCARLO CICERO	567-9240
ALEXANDER CITY BASSMASTERS	311 LAKEVIEW CIRCLE	JACKSONVILLE	AL	36265	WILLIAM McBRIDE	205-435-3734
BIOLOGY DEPARTMENT	UNIVERSITY OF WEST GEORGIA	ALEXANDER CITY	AL	35010	HULIAN MATTOX	205-234-5231
TENN WILDLIFE RESOURCES AGENCY	BOX 40747	CARROLTON	GA	30118	DR CARL QUENTERMUS	
		NASHVILLE	TN	37204	WILLIAM C REEVES	

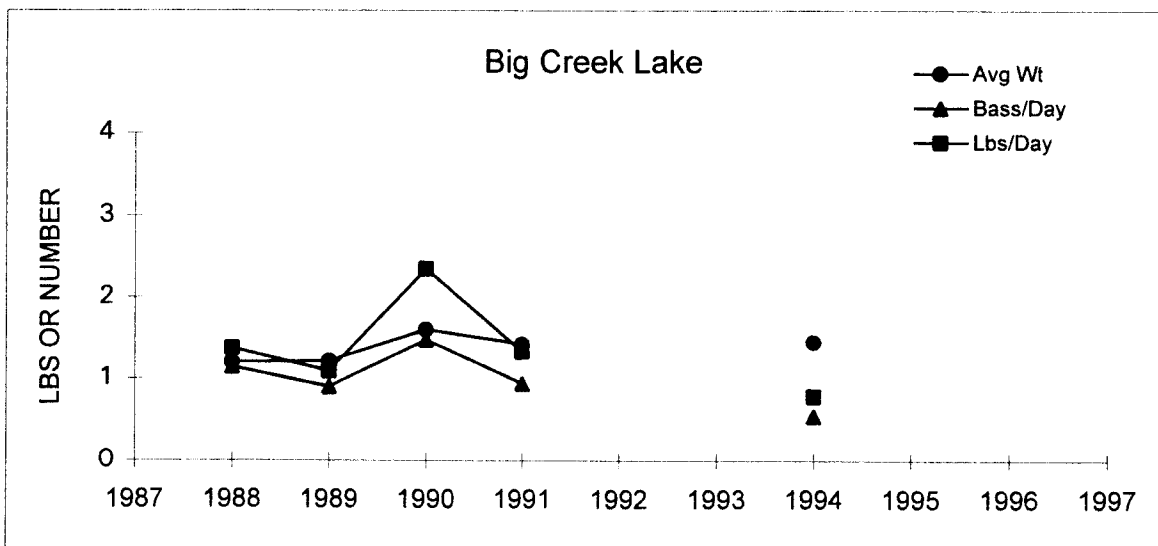
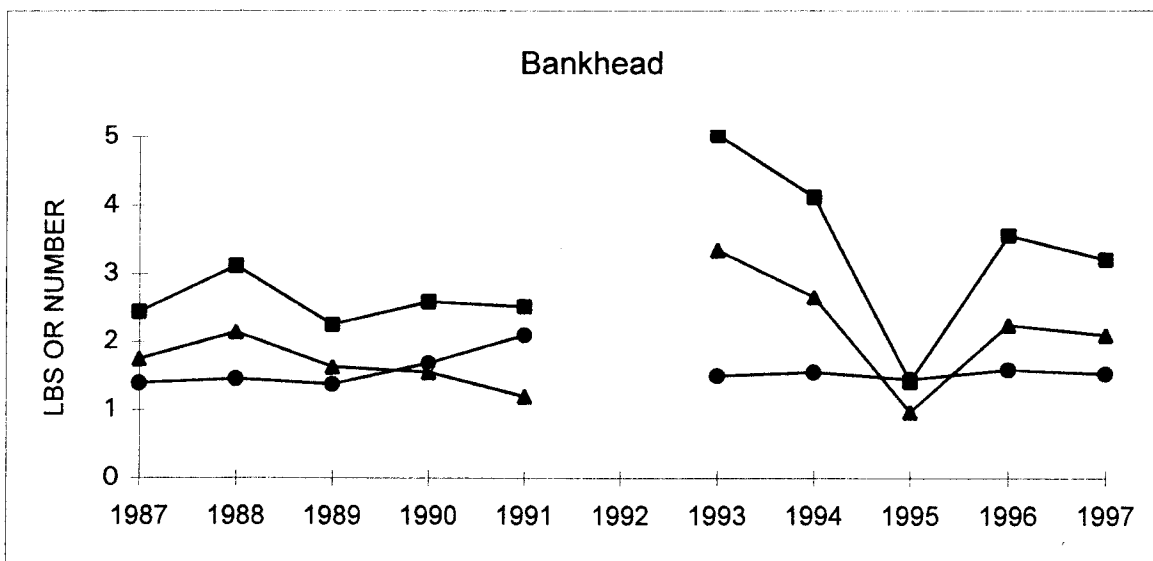
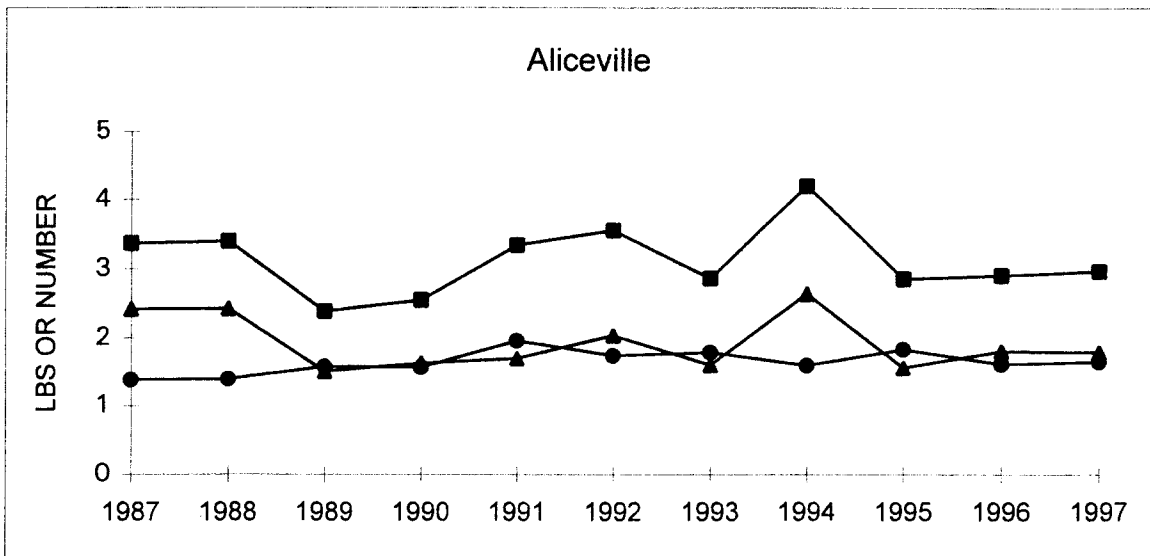
Table 5. Bass eight pounds and larger from 1997 B.A.I.T. tournament reports.

WEIGHT(LBS)	DATE	LOCATION	CLUB
12.25	2-Aug	Harris	Lincoln Bass Club
10.50	31-May	Upper Bear	877th Bassmasters
9.31	8-May	Guntersville	B.A.S.S., Inc.
9.20	10-May	Harris	Tri County Bass Club
9.19	16-Aug	Harris	Clay County Bass Busters
9.13	22-Feb	Upper Bear	Hamilton Bassmasters
8.84	1-Mar	Pickwick	Alabama Bass Federation
8.75	17-May	Guntersville	Tenn Wildlife Resources Agency
8.50	22-Mar	Cedar Creek	877th Bassmasters
8.39	3-May	Eufaula	Alabama Bass Federation
8.38	26-Mar	Eufaula	Operation Bass
8.28	14-Jun	Eufaula	Southeast Regional Championship
8.13	19-Apr	Wheeler	Arlington Bass Club
8.06	15-May	Neely Henry	B.A.S.S., Inc.
8.00	13-Sep	West Point	Georgia Bass Federation
8.00	4-Oct	Weiss	Georgia Bass Federation
8.00	8-Oct	Cedar Creek	Hamilton Bassmasters

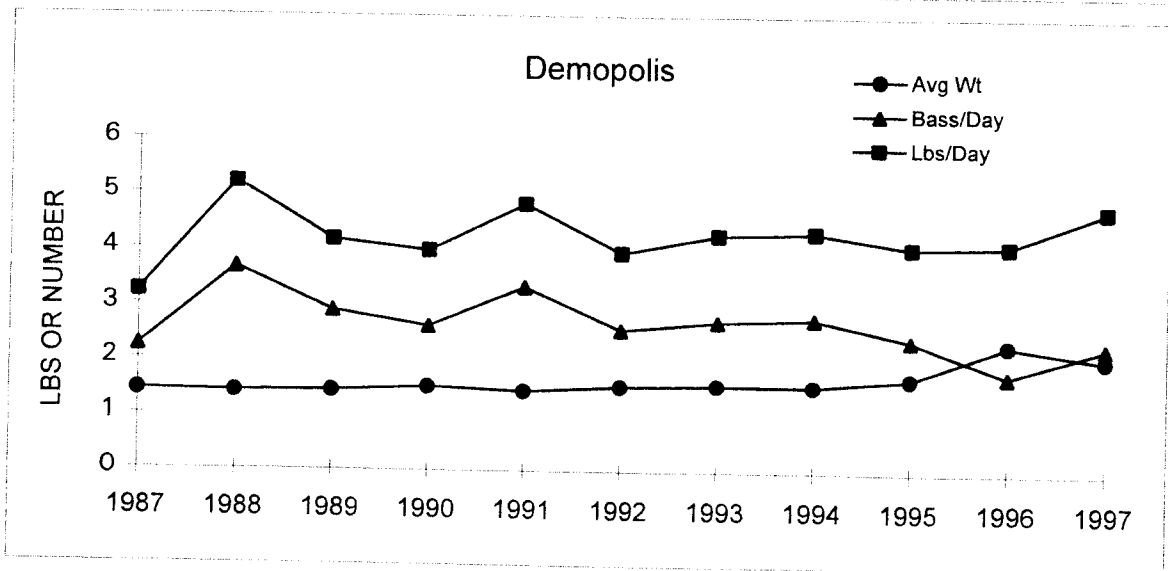
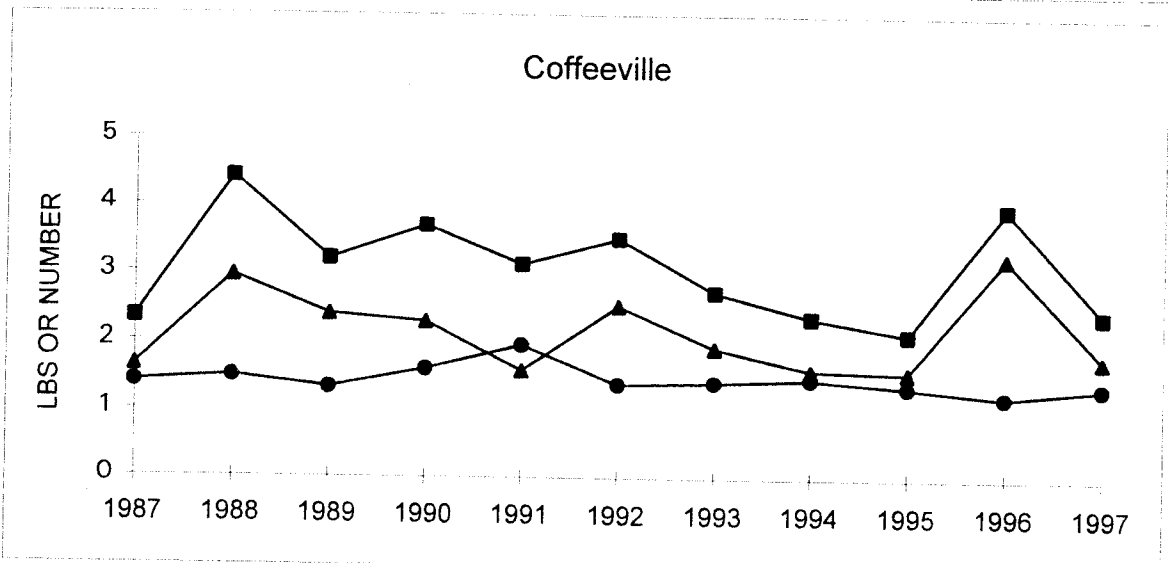
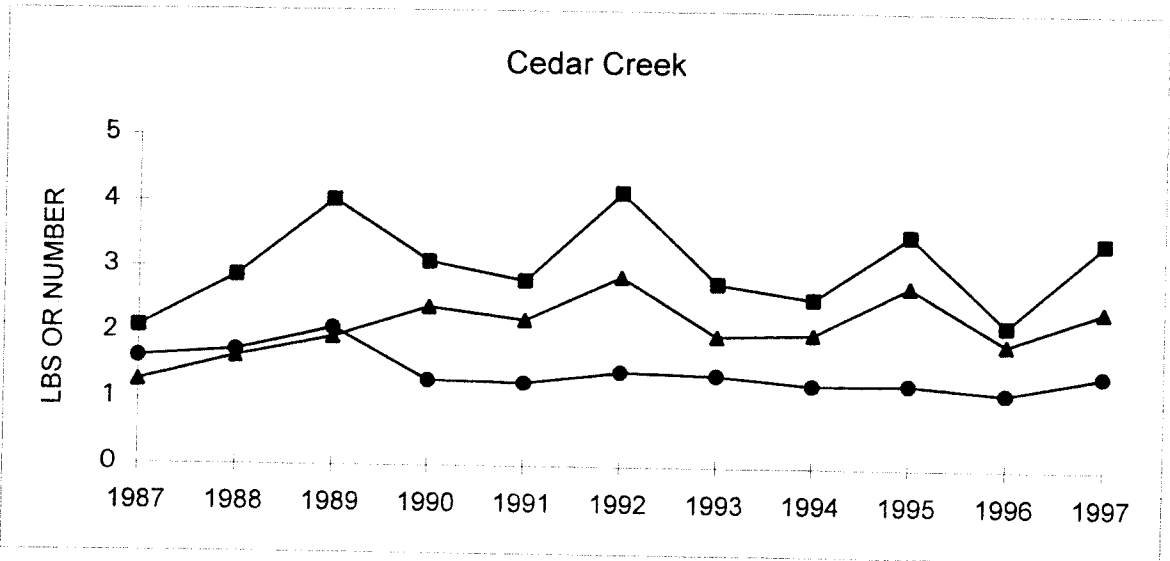
Figure 1. Annual catch for B.A.I.T. tournaments



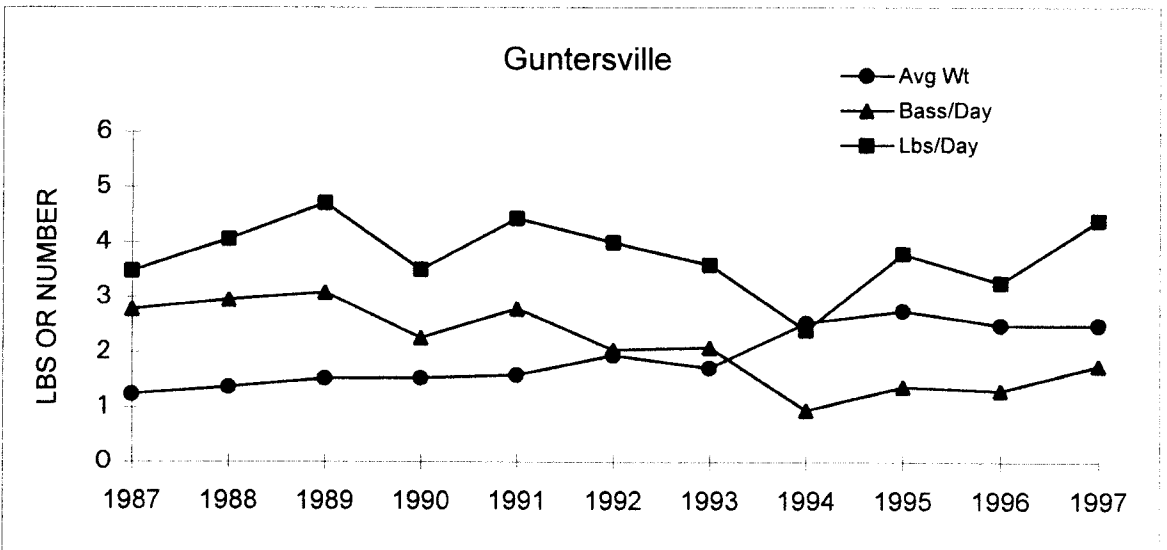
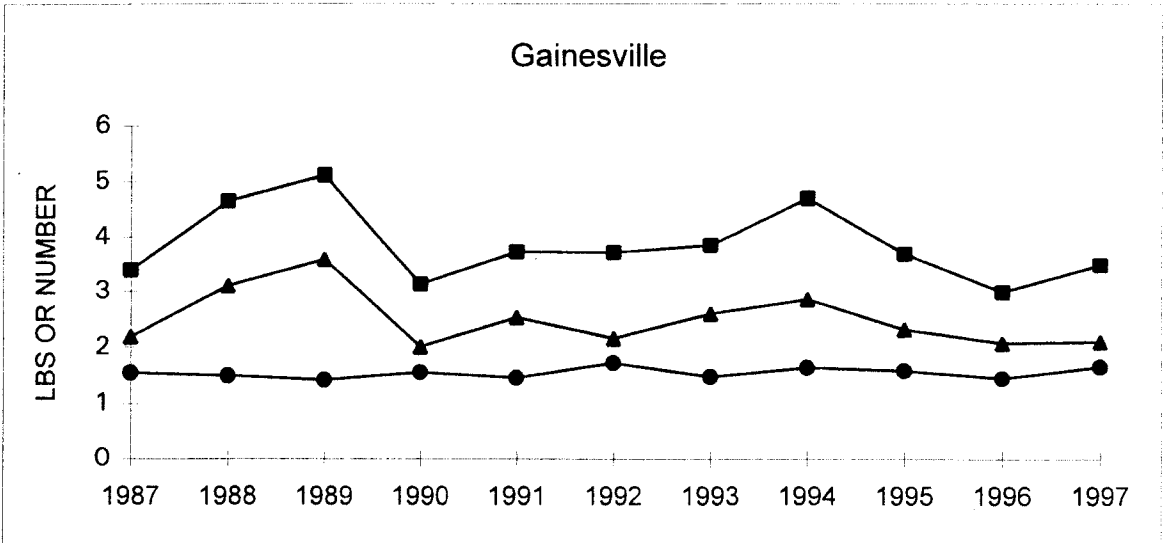
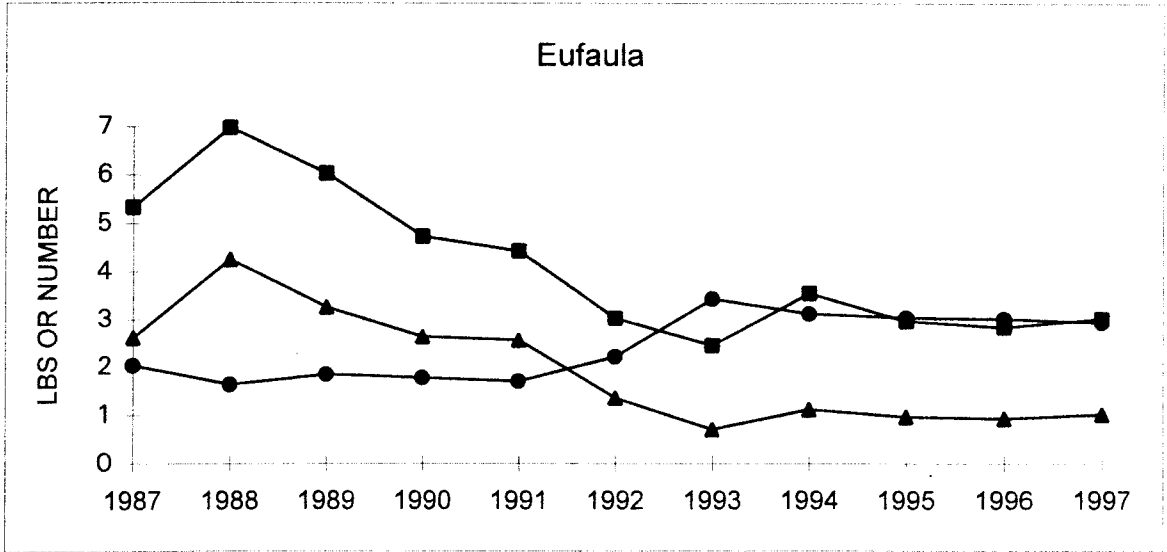
Appendix A



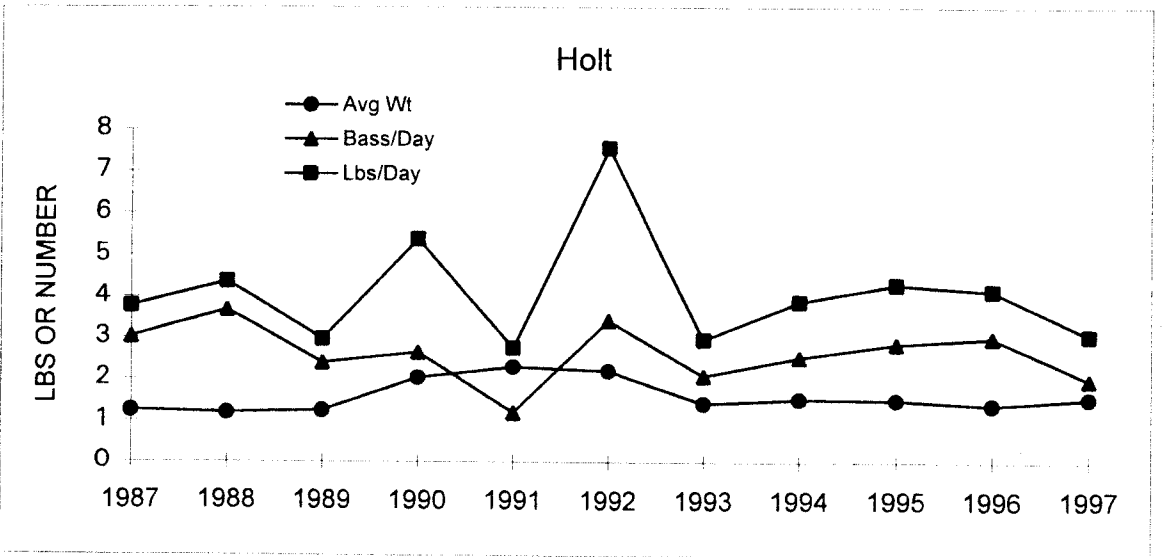
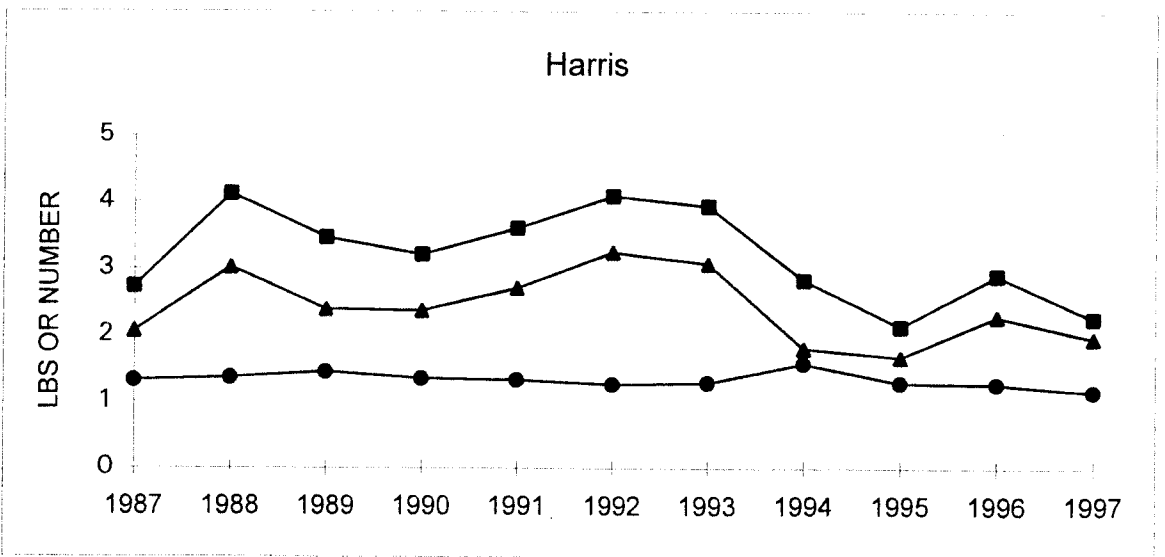
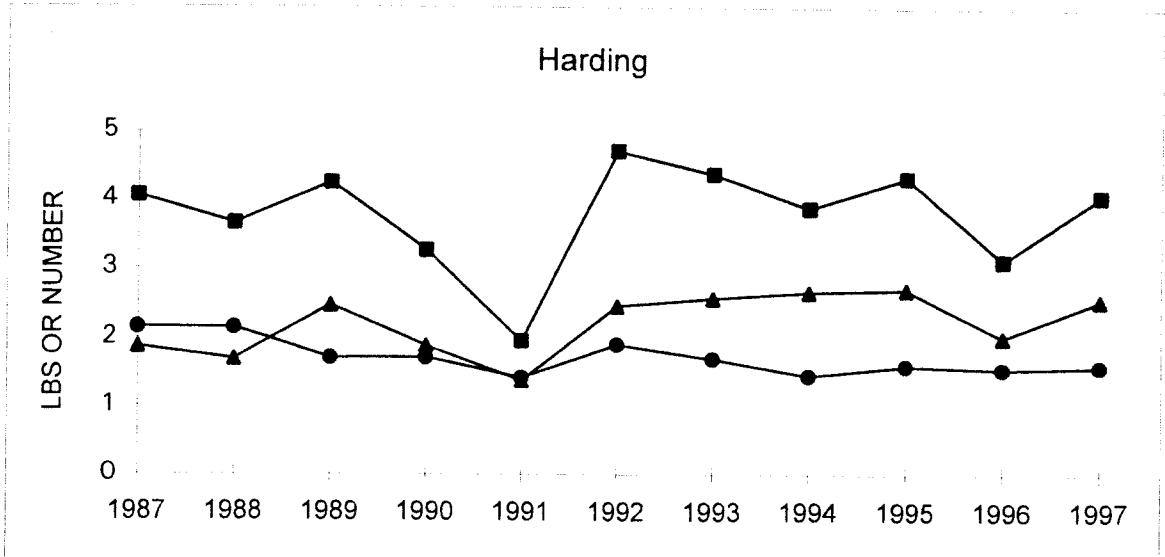
Appendix A



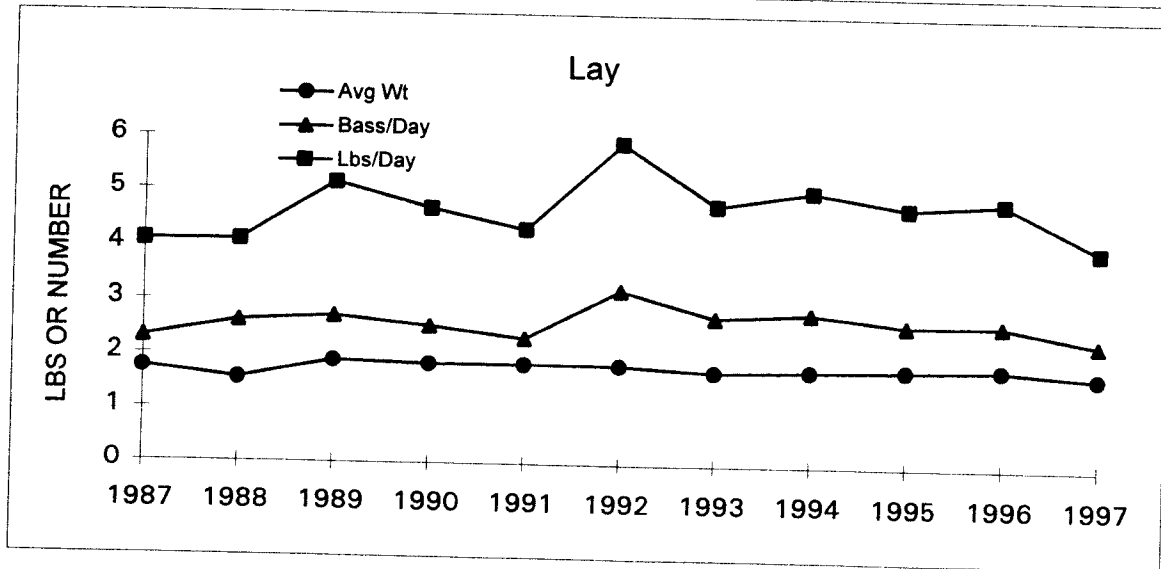
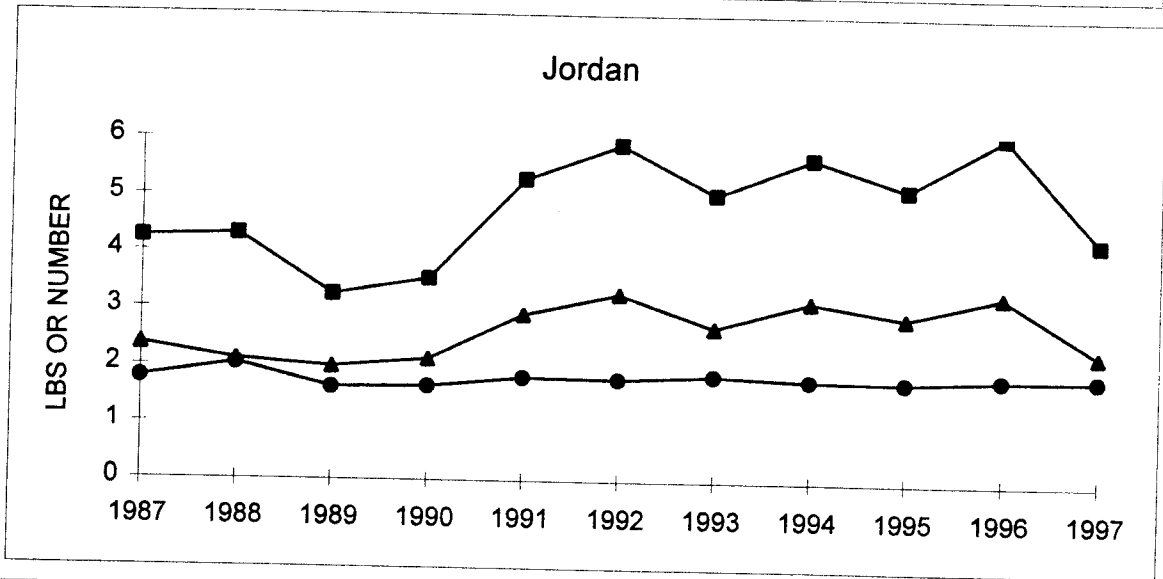
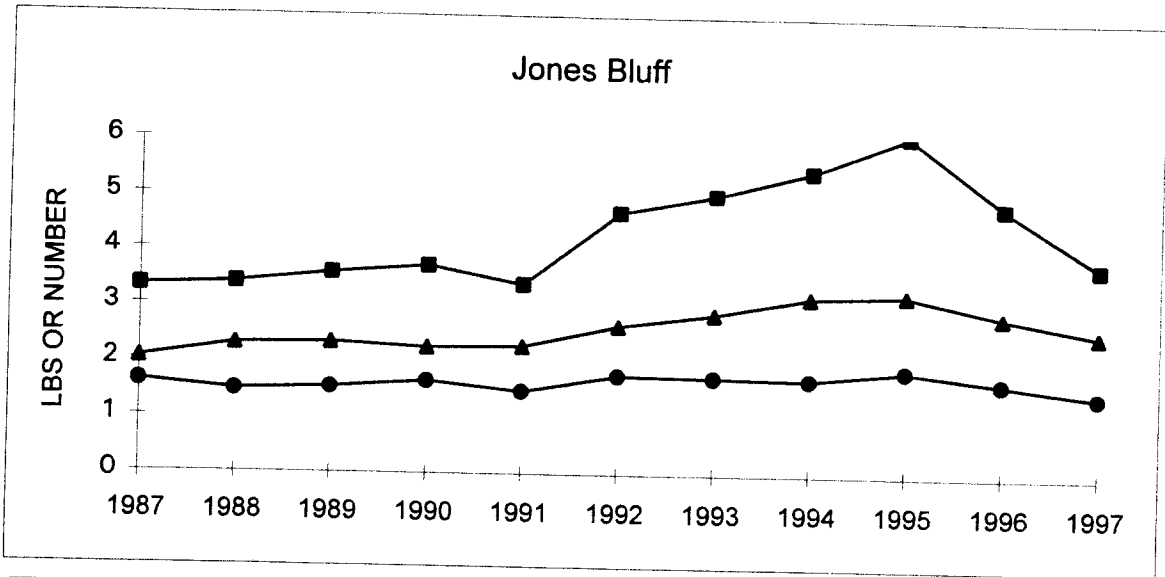
Appendix A



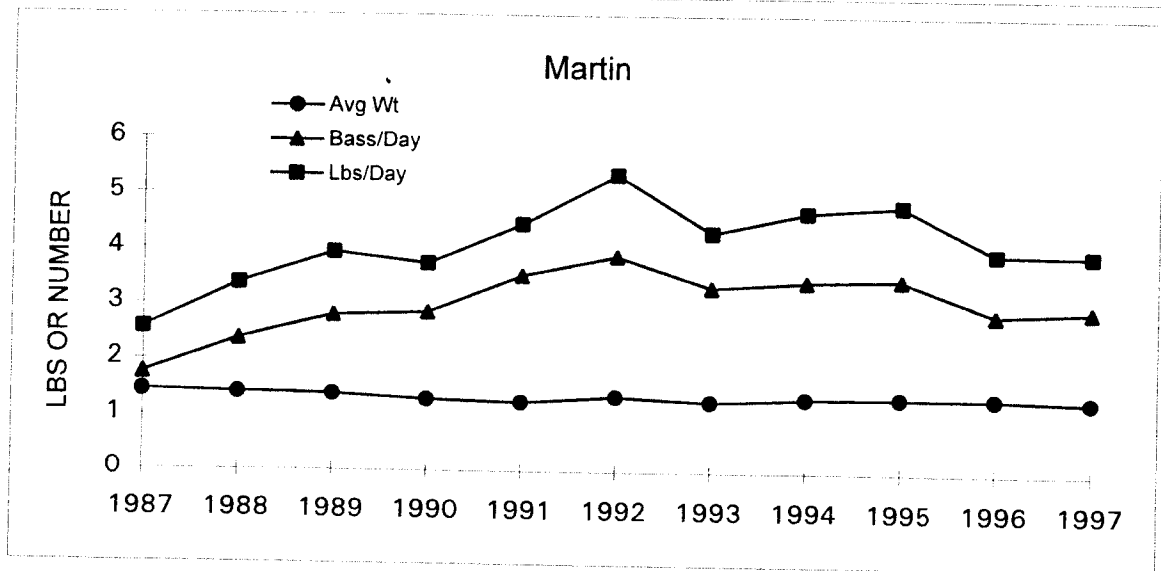
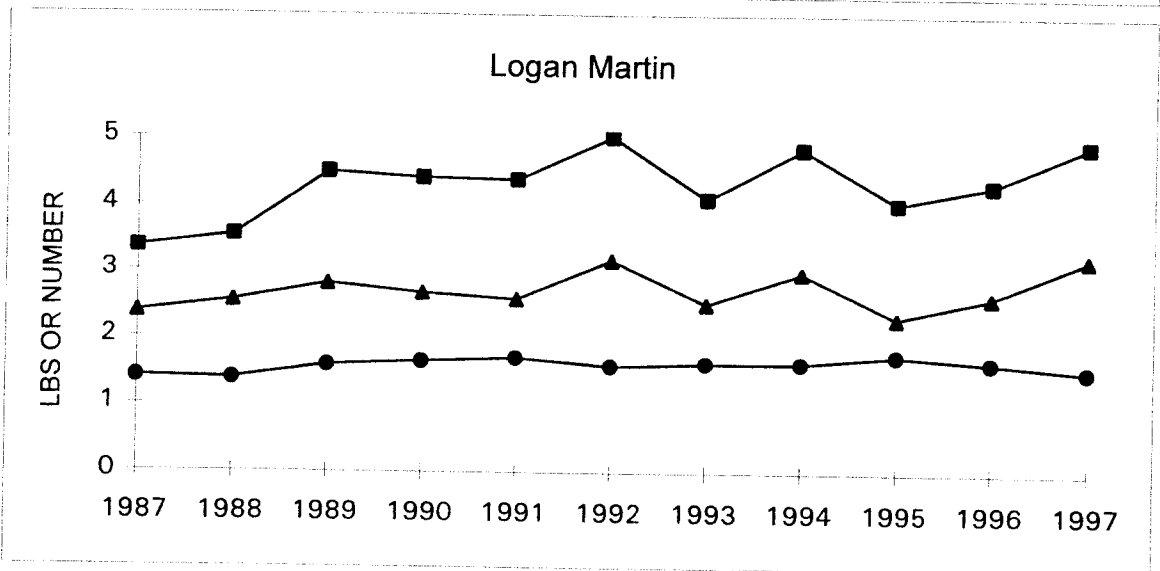
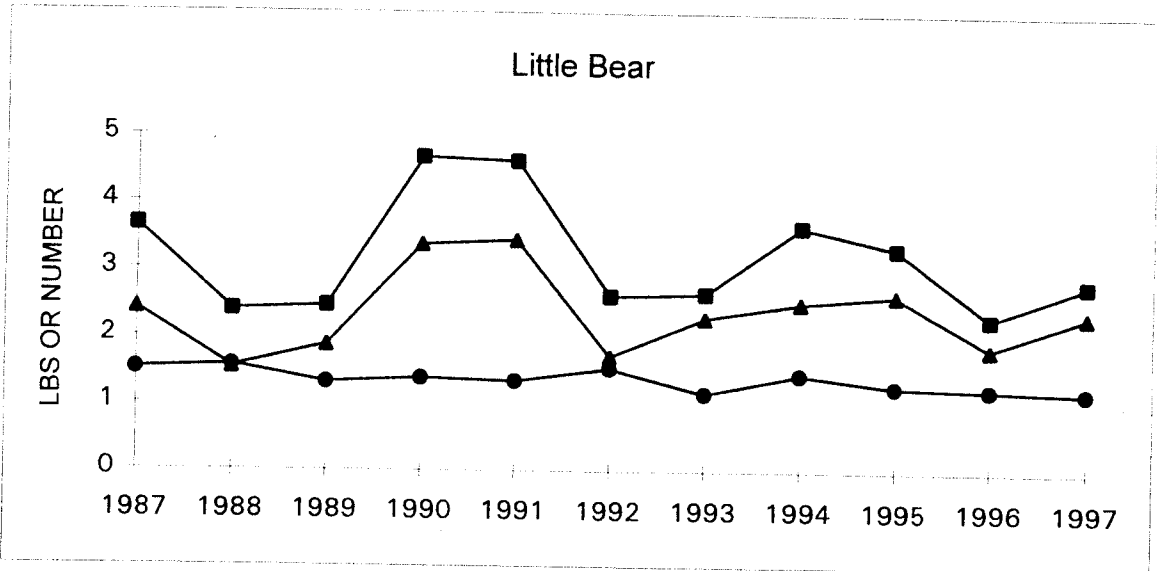
Appendix A



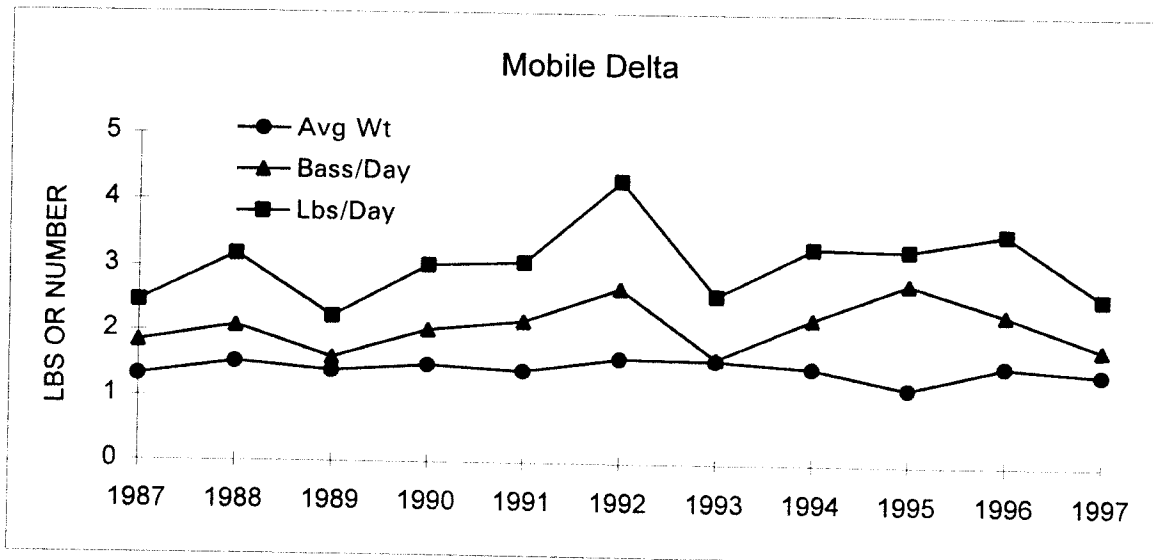
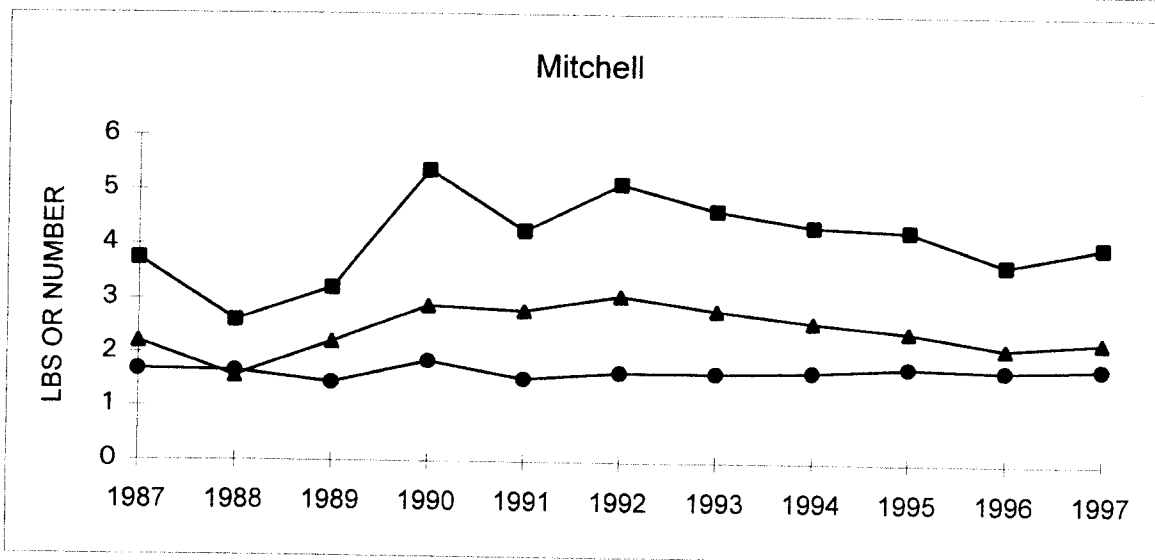
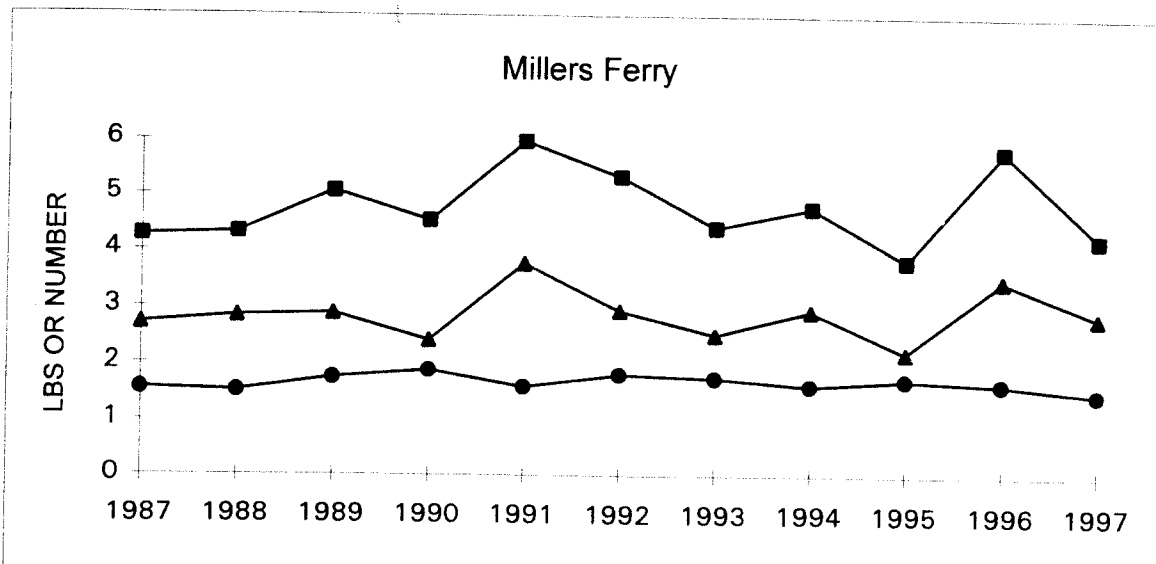
Appendix A



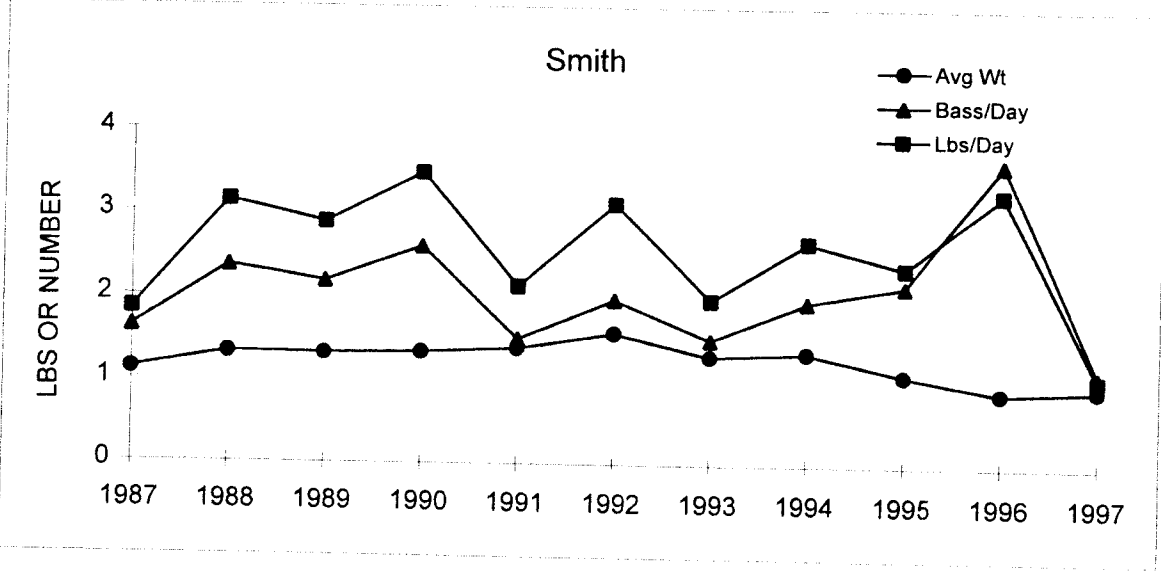
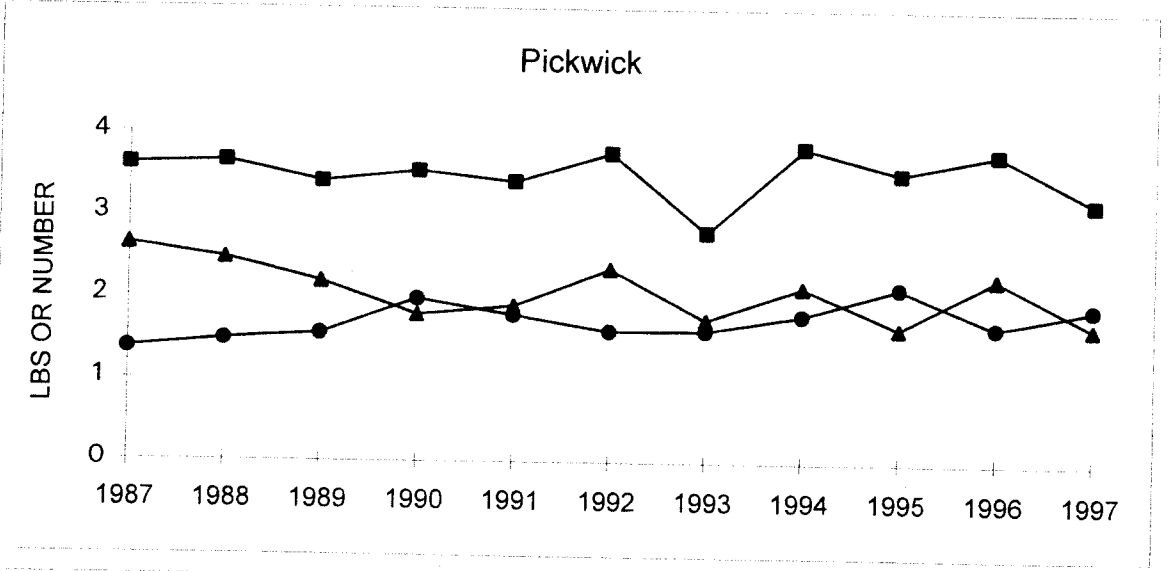
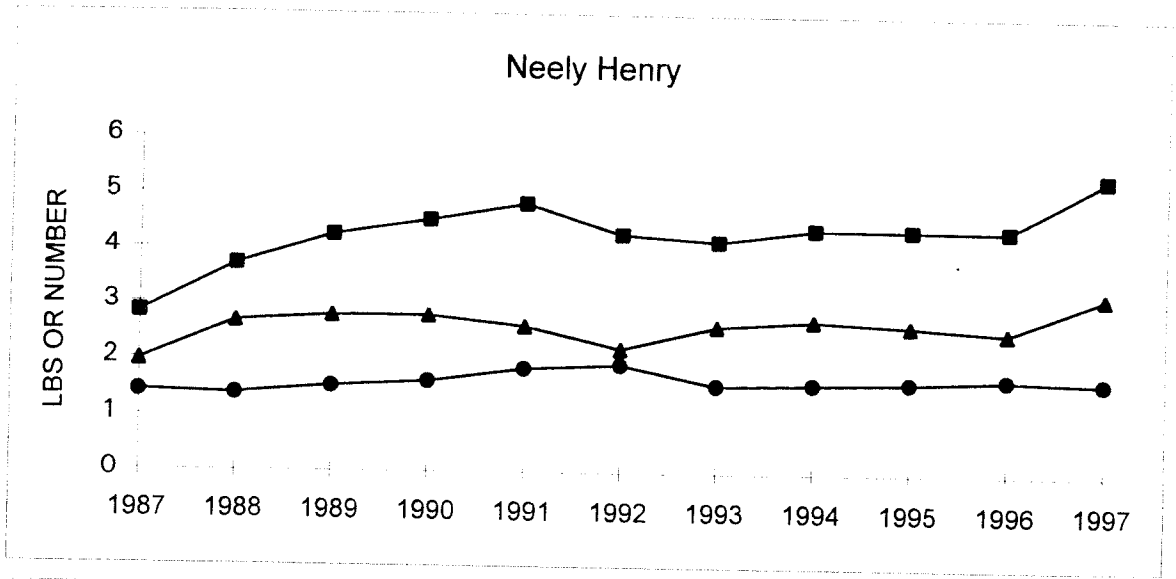
Appendix A



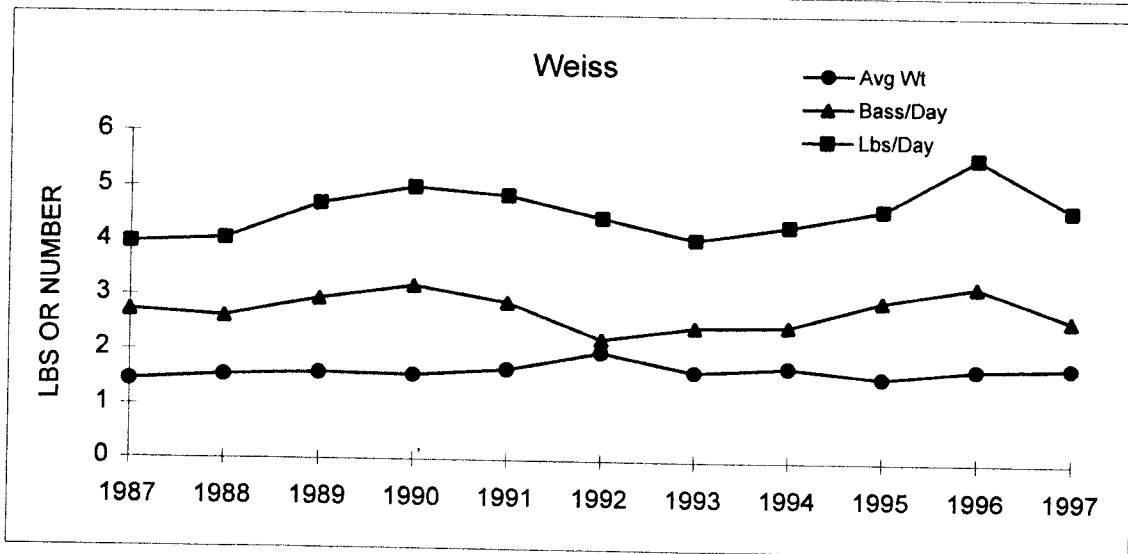
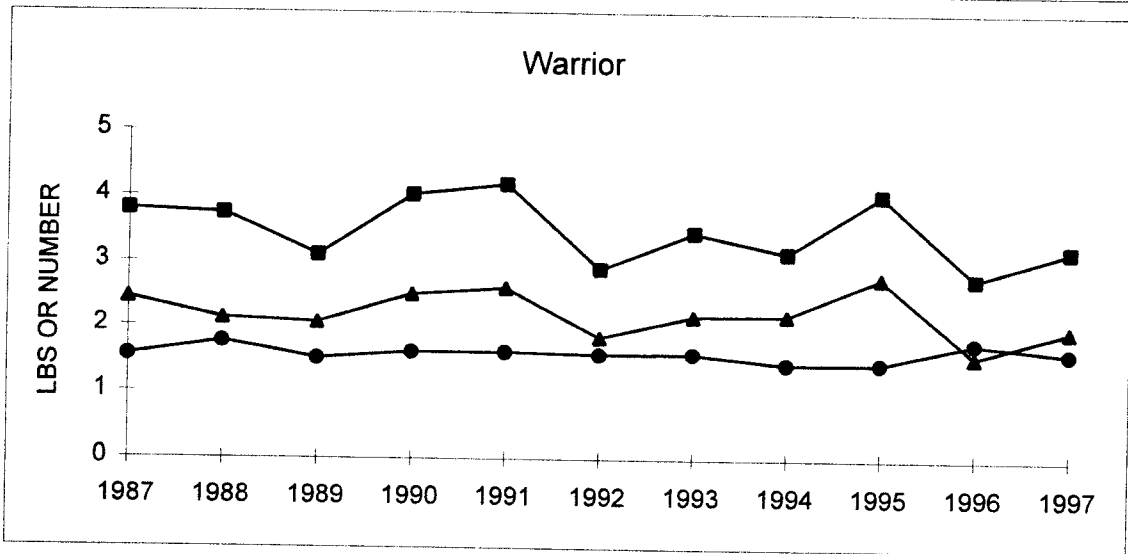
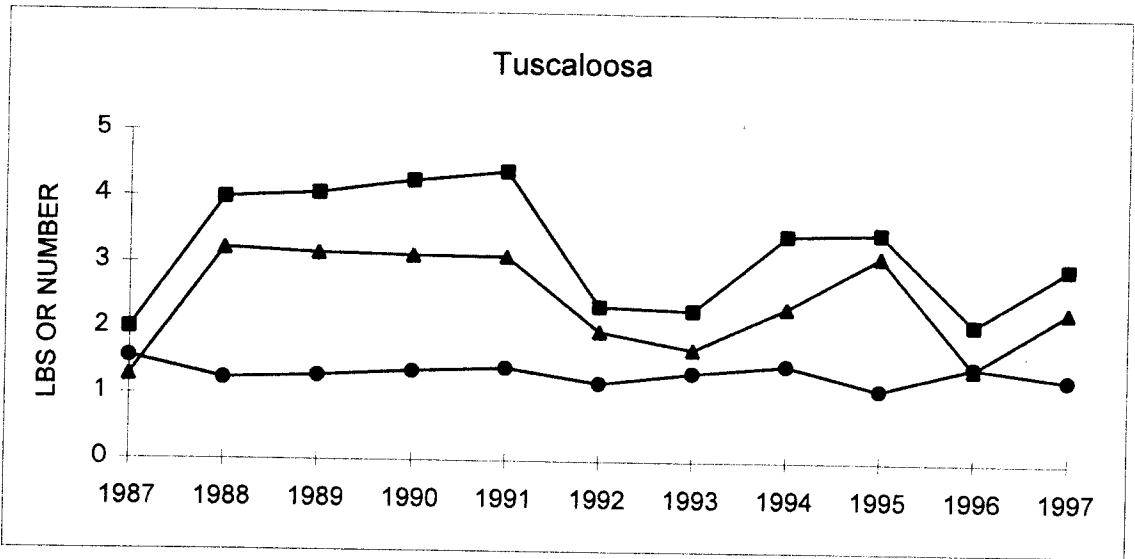
Appendix A



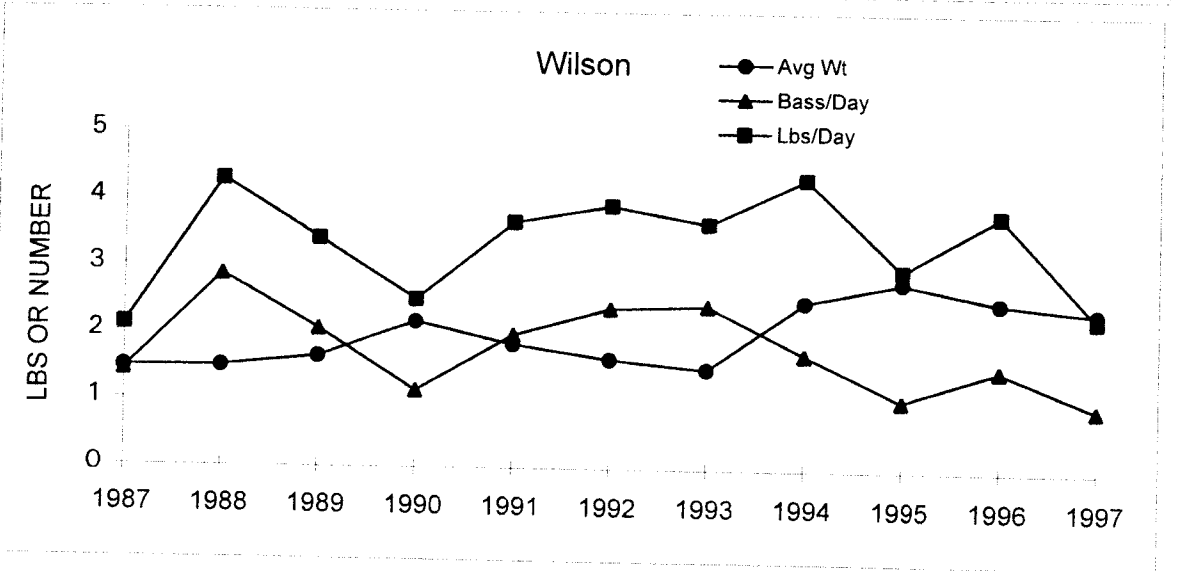
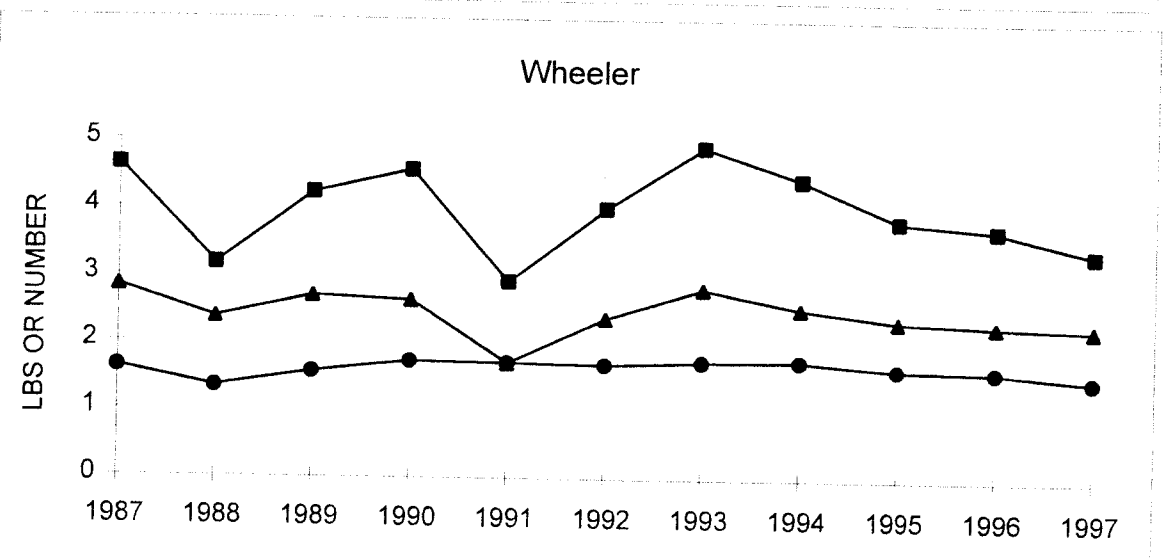
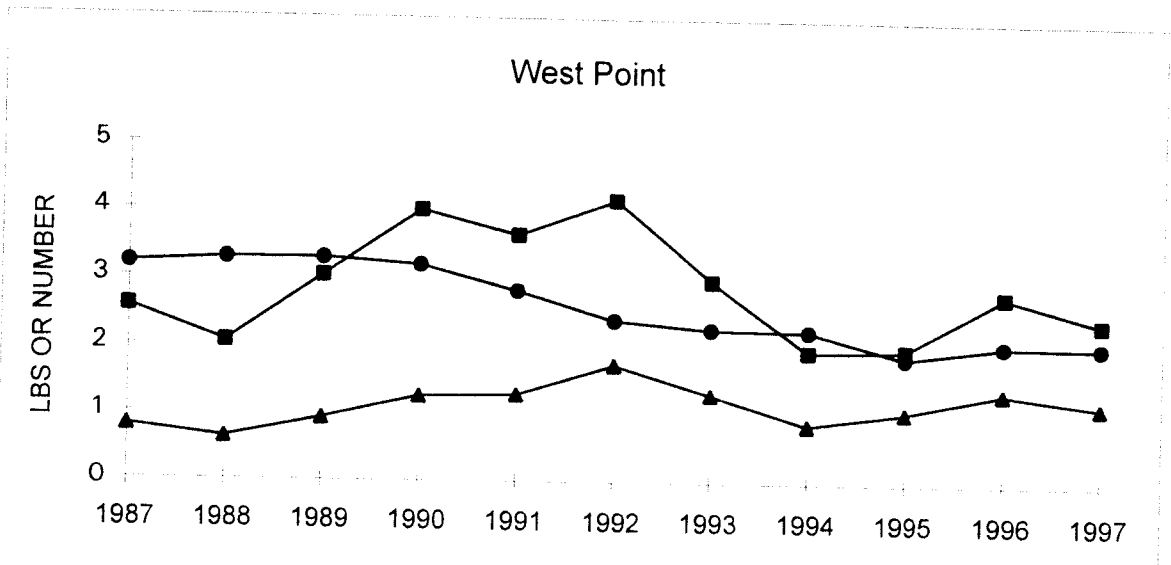
Appendix A



Appendix A



Appendix A



The Department of Conservation and Natural Resources does not discriminate on the basis of race, color, religion, age, gender, national origin, or disability in its hiring or employment practices nor in admission to, or operations of its programs, services, or activities. This publication is available in alternative formats.

