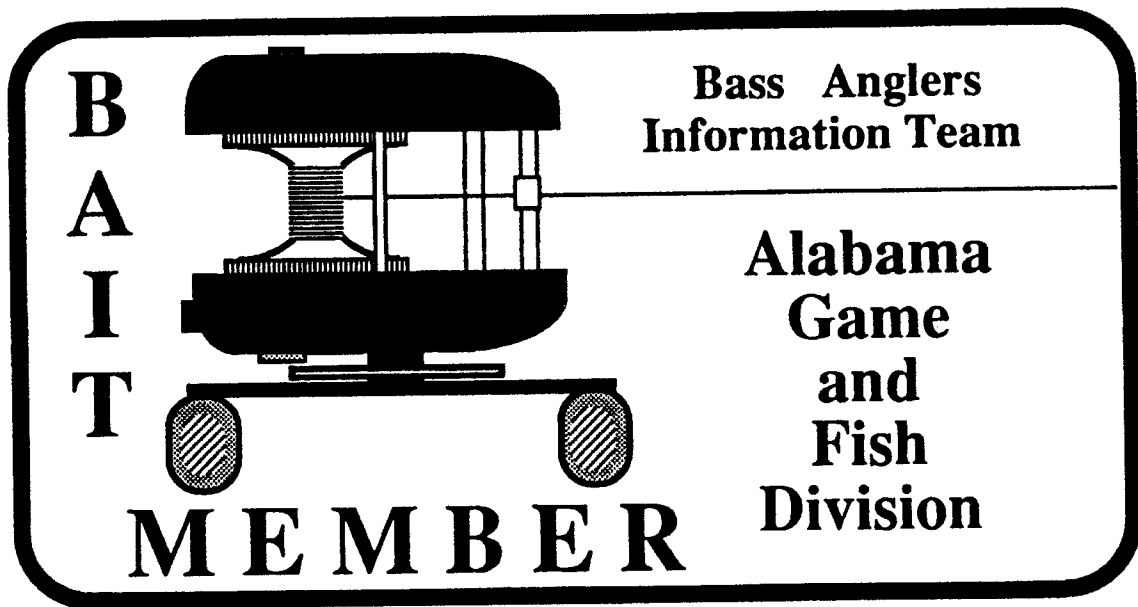


B.A.I.T.

**Bass Anglers Information Team
1998**



Department of Conservation and Natural Resources

**Game and Fish Division
Fisheries Section**

64 North Union Street, Montgomery, Alabama, 36130

B.A.I.T.
Bass Anglers
Information Team
1998
Annual Report

by
Stanley F. Cook and James J. McHugh
Alabama Game and Fish Division
Department of Conservation and Natural Resources

*Funded in part by the Federal Aid to Sport fish Restoration Program
Alabama DJ/WB Project F-38*

INTRODUCTION

The printing of the 1998 B.A.I.T. annual report marks the thirteenth year of the B.A.I.T. program. The objective of the program since its inception has been to gather information on bass populations by combining the efforts of bass club members and state fisheries scientists. The B.A.I.T. program summarizes catch data already being collected by participating clubs on reservoir bass populations. These results are used by state fisheries scientists in combination with data from other sources as a basis for fisheries management decisions. Bass anglers use the report to establish future tournament sites or to locate a reservoir that provides a particular type of fishing action.

Through 1998, we have summarized 5,787 tournament reports. B.A.I.T. team anglers have spent 1,446,283 hours collecting data for this program. They have contributed data from 334,332 bass that weighed 566,831 pounds.

METHODS

Every year we attempt to maintain the support of the previous year's clubs and to enlist the support of new clubs through public meetings, news releases and letters. Participating club officers or tournament directors are sent the previous year's annual report, with tournament report postcards to be completed following each tournament. Clubs are assigned individual numbers to insure confidentiality. As tournament cards are received, they are checked for accuracy and entered into a computer database. Club officers are contacted when data are suspected to be erroneous. We compile and analyze the data following receipt of December tournament reports. Statewide tournament results are sorted by reservoir and by club.

To rank reservoirs, five "fishing quality" indicators were used: percent of successful anglers (percent of anglers with one or more bass at weigh-in), bass average weight, number of bass per angler-day, pounds of bass per angler-day, and hours required to catch a bass five pounds or larger. Since the length of a fishing day varies between

tournaments, an angler-day is defined as 10 hours of fishing effort. A minimum of five tournaments for an individual reservoir is considered necessary for minimum confidence in each reservoir dataset. Reservoirs with five or more tournament reports are ranked for each of the quality indicators. Values are assigned to each rank and an overall rank is determined for each reservoir by summing the values of the five quality indicators. This ranking system is intended to be a quick reference for club tournament site selection. It does not constitute a "best and worst" list of Alabama reservoirs and should not be interpreted that way.

RESULTS AND DISCUSSION

Bass clubs submitted 560 tournament reports during 1998, a small decrease from last year's 586 reports. Club representatives did an excellent job filling out the cards and few reports were rejected due to incomplete or erroneous information. Fifty-two clubs or tournament organizations provided data in 1998. Two hundred and eighteen reports from Alabama waters were received from Dr. Carl Quertermus of the University of West Georgia, who summarizes tournament data from the Georgia B.A.S.S. Federation. Without their support, several Alabama reservoirs would not have been well represented in the quality indicator rankings (Table 2). Once again we must stress that reports from more locations increase the capability of the summaries to reflect actual fish population conditions and not just a good or poor day's fishing by one or two clubs.

In 1998, tournament reports were received for 32 bodies of water that were fished 121,491 hours. B.A.I.T. anglers caught 22,161 bass (12 inches and larger) that weighed 39,159 pounds (Table 1). A total of 196 bass five pounds and larger were reported for an overall catch rate of one bass 5 pounds or larger for every 594 hours of fishing. The number of bass over 8.0 pounds decreased from 17 in 1997 to 8 in 1998 (Table 5). The largest bass weighed 9.19 pounds and was caught in Martin Reservoir. Weiss Reservoir has again produced more bass (32) 5 pounds and larger than any other reservoir.

Statewide catch rates in 1998 for number and pounds of fish per angler-day declined (Figure 1). This gradual decline in recent years has been partly due to the imposition of size limits. However, the 1998 catch of 1.82 fish per angler-day was the lowest catch rate since the program began in 1986. It appears that the 1998 data reflects relatively poor fishing statewide. Nine lakes improved in overall fishing success, 16 lakes recorded declines and four lakes remained about the same (Appendix A). The weather was unusually cold in the spring of 1998, which certainly impacted fishing. The significant downturn in success was probably related to these abnormal spring climatic conditions rather than a statewide decline of bass fisheries. Standardized bass sampling surveys that were conducted by Alabama fisheries biologists supported this explanation.

Of the 52 clubs or tournament organizations that submitted data during 1998, 33 submitted five or more tournament reports. Seventeen clubs submitted 10 or more reports. Ten contributors submitted only one report as compared to 6 contributors last year. All club representatives should understand that every tournament report is important if this program is to continue to be successful. A list of clubs contributing tournament results for the 1998 B.A.I.T. report is presented in Table 4.

More tournament reports were received from West Point Reservoir (64) than from any other location. Weiss (58) and Martin (53) followed in second and third. Eufaula, Harris, Lay, Logan Martin, Millers Ferry, Mobile Delta and Neely Henry each had 20 or more tournament reports (Table 1). A total of ten lakes were represented by 20 or more reports in 1998. A good distribution of reports provides more representative catch statistics from which meaningful summaries can be prepared.

Of the 32 reservoirs from which reports were received, 25 had five or more tournament reports (Table 1). The following comments deal with these 25 reservoirs which are ranked by quality indicators in Table 2. The percent of successful anglers (those with one or more fish) ranged from 34 at Eufaula to 85 at Martin. The average weight of bass caught ranged from 1.04 pounds at Smith (13-16 inch slot limit) to 2.73 pounds at Eufaula (16-inch size limit, Table 1). The statewide average weight for all

reservoirs was 1.77 pounds. Catch rates expressed as bass per angler-day ranged from 0.49 at Eufaula to 2.97 at Martin. Catch rate as pounds per angler-day ranged from 1.33 at Smith to 4.83 at Mitchell.

Overall, Weiss Reservoir accumulated more quality-indicator points (94) than any other reservoir in Alabama, replacing Demopolis from last year. Wheeler (93) placed second and Mitchell (92) came in third. Readers should note that the primary intent of Table 2 was not to determine the overall "best" reservoir, but to characterize the fishery of each reservoir. For example, look at the rankings for the top three reservoirs. Weiss Reservoir received the highest "Overall" ranking, but there were only 2 points separating Weiss from Mitchell. The ranking differences between these three lakes were the result of fractions of a point. The average weight of bass from Weiss tournaments was 1.89 pounds and from Wheeler tournaments was 1.85 pounds. If bass from Wheeler averaged just 0.05 pounds more (less than 1 ounce), Wheeler Reservoir would have ranked first. Therefore, Weiss should not be given the label as the "best" just one of the best. Of greater importance to most tournament anglers are pounds per angler-day. Mitchell Reservoir, for the first time in the B.A.I.T. program, ranked first in this category.

As more Alabama bass populations are managed with length limits, the effects of these harvest restrictions are expressed in the B.A.I.T. report. Length limits are imposed to increase the number of fish below a minimum length or within a specified length range (slot limit). Because all minimum lengths and length ranges will be above the 12-inch limit fished in most tournaments, the restrictions will reduce the total harvest in numbers and pounds. However, those fish weighed in will be larger (longer) by virtue of the minimum length or slot limit. In the B.A.I.T. report, length limit lakes should rank high for average weight and near the bottom for percent success, bass per angler-day, and pounds per angler-day. For instance, bass per angler-day averaged 1.82 statewide but Wilson and Eufaula were low with 0.74 and 0.49, respectively. Statewide, average weight in 1998 was 1.77 pounds for all 32 reservoirs but at Wilson, Demopolis, Guntersville, and Eufaula average weight was over 2.0 pounds. These average weights were higher only because the fish weighed in are larger due to the imposed length limits.

Length limits remained in effect during 1998 on Eufaula and West Point (16-inch minimum on largemouth bass), Wilson and Guntersville (15-inch minimum on black bass), Demopolis (14-inch minimum on black bass), Pickwick (14-inch minimum on smallmouth bass), and Harris and Smith (13 to 16-inch slot on black bass). Quality indicators from Wilson's bass harvest indicated that the minimum length limit at this time has not resulted in a positive trend. However, as has already been discussed, poor fishing conditions may be masking an accurate assessment of the state's bass fishing in 1998. Additional sampling and more B.A.I.T. information will be needed to determine if the length limits at this reservoir will be effective. The bass population of Demopolis Reservoir has completed its third year of protection under a 14-inch length limit. Quality indicators were lower than last year and the bass population is continuing to adjust to the length limit during these first few years. Fishing as measured by the quality indicators at West Point and Eufaula revealed a declining condition. It could be argued that this is a reflection of poor fishing conditions as suggested previously, however, standardized sampling data seemed to reflect the same trend. This information has Georgia and Alabama biologists discussing possible management options for the future. Lewis Smith's bass population showed improvements from earlier years. It appeared that the slot limit has had a positive effect on distributing the bass population into the larger size groups. It is very important that anglers continue to harvest largemouth and spotted bass under 13 inches. Efforts to remove bass under 13 inches at Harris Reservoir are not progressing as quickly. Anglers are beginning to make an impact on the bass population but quality indicators remain low in pounds per angler-day and average weight per angler-day. These indicators should improve as the slot limit takes full effect. Pickwick Reservoir's black bass fishing is among the best in the State. The 14-inch minimum size limit on smallmouth bass has aided in sustaining one of the best smallmouth bass fisheries in the nation.

Graphs in Appendix A provide you with a historical record of how your favorite waters have performed in the B.A.I.T. program since 1986. A few words of caution, these graphs are not restricted to bodies of water with five or more tournaments. Data

points for some years may be represented by only one tournament or are completely absent in some cases. However, those situations are restricted to those water bodies that generally have not been included in the quality indicator rankings in Table 2. Secondly, when comparing water bodies, be aware that the scale on the vertical axes have maximum ranges that vary. You can use these graphs to predict 1999 fishing by looking for trends.

Good luck in 1999 and don't forget to take a kid fishing. They are our future anglers and stewards of Alabama's resources.

*This report is available on Alabama's Game and Fish Division's Internet Homepage:
www.dcnr.state.al.us/agfd. Visit us for resource information and to send email.*

Table 1. Statewide summary of tournaments for bass clubs participating in the 1998 B.A.I.T. Program.

Reservoir	Tourn. Number		Bass Anglers		Bass Success		Bass Number		Bass Weight		Bass > 5LB		Total Hours		Percent Success		Average Weight		Bass per Angler-day		Pounds per Angler-day		Hours per Bass > 5LB	
Aliceville	2	55	42	115	227.5	3	495	76.36	1.98	2.32	4.60	165												
Bankhead	5	133	96	283	352.5	0	1240	72.18	1.25	2.28	2.84													
Bear Creek	1	9	7	20	34.3	0	81	77.78	1.71	2.47	4.23													
Cedar Creek	6	108	83	257	312.1	5	1047	76.85	1.21	2.45	2.98	209												
Coffeeville	11	285	112	294	460.7	1	2445	39.30	1.57	1.20	1.88	2445												
Demopolis	14	821	555	1374	2809.0	24	8969	67.60	2.04	1.53	3.13	374												
Eufaula	48	905	312	499	1362.6	15	10252	34.48	2.73	0.49	1.33	683												
Gainesville	3	56	42	81	144.3	1	416	75.00	1.78	1.95	3.47	416												
Guntersville	19	430	216	467	1089.9	7	4623	50.23	2.33	1.01	2.36	660												
Harding	6	121	81	191	316.4	2	1024	66.94	1.66	1.87	3.09	512												
Harris	26	405	229	620	745.7	5	3830	56.54	1.20	1.62	1.95	766												
Holt	2	56	30	56	92.1	0	504	53.57	1.65	1.11	1.83													
Jones Bluff	9	142	112	310	471.6	0	1200	78.87	1.52	2.58	3.93													
Jordan	14	330	218	516	1046.6	8	2987	66.06	2.03	1.73	3.50	373												
Lay	20	747	415	1282	2439.9	9	7231	55.56	1.90	1.77	3.37	803												
Little Bear	6	114	62	188	229.3	0	917	54.39	1.22	2.05	2.50													
Logan Martin	45	866	625	2073	3415.5	5	8614	72.17	1.65	2.41	3.96	1723												
Martin	53	828	705	2628	3423.8	6	8837	85.14	1.30	2.97	3.87	1473												
Millers Ferry	20	398	308	927	1484.5	6	3826	77.39	1.60	2.42	3.88	638												
Mitchell	12	230	192	566	985.3	1	2040	83.48	1.74	2.78	4.83	2040												
Mobile Delta	23	588	447	1309	2116.0	4	5537	76.02	1.62	2.36	3.82	1384												
Neely Henry	33	651	451	1194	1983.4	9	5925	69.28	1.66	2.02	3.35	658												
Pickwick	19	619	404	1607	4033.6	18	9200	65.27	2.51	1.75	4.38	218												
Smith	6	112	76	240	250.1	1	996	67.86	1.04	2.41	2.51	996												
Tuscaloosa	2	49	38	106	120.4	0	411	77.55	1.14	2.58	2.93													
Upper Bear	7	117	66	129	230.4	5	960	56.41	1.79	1.34	2.40	192												
Warrior	2	49	42	107	184.1	2	451	85.71	1.72	2.38	4.09	225												
Weiss	58	1029	767	2214	4187.6	32	10645	74.54	1.89	2.08	3.93	333												
West Point	64	981	539	1026	1792.2	18	9202	54.94	1.75	1.11	1.95	511												
Wheeler	12	509	398	1303	2404.6	5	5320	78.19	1.85	2.45	4.52	1064												
Wilson	11	230	99	162	394.23	4	2192	43.04	2.43	0.74	1.80	548												
Yates	1	8	7	17	19.2	0	80	87.50	1.13	2.13	2.41													
Grand Total	560	11981	7776	22161	39159.16	196	121491	64.90	1.77	1.82	3.22	594												

Table 2. Ranking by quality indicators for all reservoirs with five or more tournament reports in the 1998 B.A.I.T. program.

Rank	Percent		Average		Bass per		Pounds per		Hours per		Overall	Value
	Success	Weight	Angler-day	Angler-day	Angler-day	Bass > 5LB	Angler-day	Angler-day	Bass > 5LB			
1	Martin	Eufaula	Martin	Mitchell	Mitchell	Upper Bear	Weiss	Weiss	94			
2	Mitchell	Pickwick	Mitchell	Wheeler	Wheeler	Cedar Creek	Wheeler	Wheeler	93			
3	Jones Bluff	Wilson	Jones Bluff	Pickwick	Pickwick	Pickwick	Mitchell	Mitchell	92			
4	Wheeler	Guntersville	Cedar Creek	Logan Martin	Logan Martin	Weiss	Pickwick	Pickwick	90			
5	Millers Ferry	Demopolis	Wheeler	Weiss	Weiss	Jordan	Millers Ferry	Millers Ferry	85			
6	Cedar Creek	Jordan	Millers Ferry	Jones Bluff	Jones Bluff	Demopolis	Martin	Martin	81			
7	Mobile Delta	Lay	Smith	Millers Ferry	Millers Ferry	West Point	Cedar Creek	Cedar Creek	80			
8	Weiss	Weiss	Logan Martin	Martin	Martin	Harding	Jordan	Jordan	77			
9	Bankhead	Wheeler	Mobile Delta	Mobile Delta	Mobile Delta	Wilson	Jones Bluff	Jones Bluff	76			
10	Logan Martin	Upper Bear	Bankhead	Jordan	Jordan	Millers Ferry	Demopolis	Demopolis	74			
11	Neely Henry	West Point	Weiss	Lay	Lay	Neely Henry	Logan Martin	Logan Martin	73			
12	Smith	Mitchell	Little Bear	Neely Henry	Neely Henry	Guntersville	Mobile Delta	Mobile Delta	71			
13	Demopolis	Neely Henry	Neely Henry	Demopolis	Demopolis	Eufaula	Neely Henry	Neely Henry	70			
14	Harding	Harding	Harding	Harding	Harding	Harris	Harding	Harding	66			
15	Jordan	Logan Martin	Lay	Cedar Creek	Cedar Creek	Lay	Lay	Lay	63			
16	Pickwick	Mobile Delta	Pickwick	Bankhead	Bankhead	Smith	Upper Bear	Upper Bear	62			
17	Harris	Millers Ferry	Jordan	Smith	Smith	Wheeler	Smith	Smith	53			
18	Upper Bear	Coffeerville	Harris	Little Bear	Little Bear	Mobile Delta	Bankhead	Bankhead	50			
19	Lay	Jones Bluff	Demopolis	Upper Bear	Upper Bear	Martin	Guntersville	Guntersville	49			
20	West Point	Martin	Upper Bear	Guntersville	Guntersville	Logan Martin	West Point	West Point	49			
21	Little Bear	Bankhead	Coffeerville	West Point	West Point	Mitchell	Wilson	Wilson	47			
22	Guntersville	Little Bear	West Point	Harris	Harris	Coffeerville	Eufaula	Eufaula	41			
23	Wilson	Cedar Creek	Guntersville	Coffeerville	Coffeerville	Jones Bluff	Harris	Harris	35			
24	Coffeerville	Harris	Wilson	Wilson	Wilson	Bankhead	Little Bear	Little Bear	32			
25	Eufaula	Smith	Eufaula	Eufaula	Eufaula	Little Bear	Coffeerville	Coffeerville	22			

Table 3. Tournament summary for all bass clubs participating in the 1998 B.A.I.T. program.

Club	Tourn. Number	Bass Anglers		Bass Number	Bass Weight	Bass >5LB	Total Hours	Percent Success	Average Weight	Bass per		Pounds per		Hours per Bass >5LB
		Success	Hours							Angler-day	Angler-day			
2	3	82	55	125	201.0	2	738	67.07	1.61	1.69	2.72	369		
3	13	220	120	322	389.0	2	1691	54.55	1.21	1.90	2.30	845		
4	12	253	170	469	749.0	12	2640	67.19	1.60	1.78	2.84	220		
5	3	119	81	188	324.6	3	1071	68.07	1.73	1.76	3.03	357		
6	8	113	77	179	323.3	1	1017	68.14	1.81	1.76	3.18	1017		
7	12	185	97	204	399.2	1	1602	52.43	1.96	1.27	2.49	1602		
8	11	237	185	654	1022.3	3	2448	78.06	1.56	2.67	4.18	816		
9	10	310	227	616	1062.1	20	2964	73.23	1.72	2.08	3.58	148		
10	9	238	101	251	417.8	2	2029	42.44	1.66	1.24	2.06	1014		
11	6	81	55	140	232.5	0	638	67.90	1.66	2.19	3.64			
12	4	1102	761	2331	4514.3	13	11837	69.06	1.94	1.97	3.81	911		
13	10	199	134	370	714.4	7	2295	67.34	1.93	1.61	3.11	328		
14	5	115	84	220	383.6	4	1191	73.04	1.74	1.85	3.22	298		
15	9	264	194	525	922.6	3	2616	73.48	1.76	2.01	3.53	872		
16	9	143	125	371	585.8	2	1316	87.41	1.58	2.82	4.45	658		
17	14	451	332	849	1343.8	3	3987	73.61	1.58	2.13	3.37	1329		
18	9	149	121	400	460.1	1	1408	81.21	1.15	2.84	3.27	1408		
23	7	331	178	474	958.3	8	2734	53.78	2.02	1.73	3.51	342		
26	1	160	42	85	246.3	3	1760	26.25	2.90	0.48	1.40	587		
31	13	169	124	347	525.7	2	1706	73.37	1.51	2.03	3.08	853		
32	5	80	71	226	418.4	0	996	88.75	1.85	2.27	4.20			
36	2	39	29	59	78.3	0	317	74.36	1.33	1.86	2.47			
38	1	220	110	733	2569.8	0	5280	50.00	3.51	1.39	4.87			
40	11	160	89	251	259.9	0	1459	55.63	1.04	1.72	1.78			
41	10	120	97	280	443.5	1	1237	80.83	1.58	2.26	3.59	1237		
46	3	61	13	48	78.9	1	509	21.31	1.64	0.94	1.55	509		
47	6	61	37	87	123.3	1	537	60.66	1.42	1.62	2.30	537		
48	2	19	10	24	25.6	0	152	52.63	1.07	1.58	1.68			
49	8	93	76	252	433.5	0	871	81.72	1.72	2.89	4.98			
50	9	127	47	188	281.3	1	1110	37.01	1.50	1.69	2.53	1110		
51	1	116	23	280	567.0	4	1160	19.83	2.03	2.41	4.89	290		
52	1	21	11	18	31.8	0	168	52.38	1.77	1.07	1.89			

Table 3 (cont.). Tournament summary for bass clubs participating in the 1998 B.A.I.T. program.

Club	Tourn. Number	Bass Anglers		Bass Number		Bass Weight		Bass >5LB		Total Hours	Percent Success	Average Weight		Bass per Angler-day		Hours per Bass >5LB	
		Success	Hours	Success	Hours	Weight	>5LB	Weight	Angler-day			Weight	Angler-day	Weight	Angler-day	Weight	Angler-day
53	9	108	70	162	276.2	0	1132	64.81	1.70	1.43	2.44						
55	9	262	99	316	573.7	1	2392	37.79	1.82	1.32	2.40						
56	8	190	137	356	639.4	3	1872	72.11	1.80	1.90	3.42						
57	2	19	10	19	21.5	0	133	52.63	1.13	1.43	1.62						
59	12	162	103	253	441.3	4	1360	63.58	1.74	1.86	3.24						
60	12	339	244	666	1037.2	1	2936	71.98	1.56	2.27	3.53						
61	218	3446	2240	6094	10205.6	55	36851	65.00	1.67	1.65	2.77						
63	12	150	103	280	458.8	4	1229	68.67	1.64	2.28	3.73						
64	11	140	101	469	690.8	2	1472	72.14	1.47	3.19	4.69						
65	1	38	34	59	136.1	2	342	89.47	2.31	1.73	3.98						
66	1	24	6	10	15.5	0	192	25.00	1.55	0.52	0.81						
67	3	43	40	141	130.9	0	402	93.02	0.93	3.51	3.26						
68	4	50	25	58	92.1	0	453	50.00	1.59	1.28	2.03						
69	1	25	16	27	57.4	0	250	64.00	2.13	1.08	2.30						
70	1	84	84	227	485.4	3	840	100.00	2.14	2.70	5.78						
71	1	20	10	38	52.0	0	170	50.00	1.37	2.24	3.06						
72	6	111	80	214	343.6	2	1048	72.07	1.61	2.04	3.28						
73	11	300	178	422	782.5	5	2708	59.33	1.85	1.56	2.89						
74	10	272	181	518	1013.7	4	2791	66.54	1.96	1.86	3.63						
75	1	160	82	266	618.7	10	1440	51.25	2.33	1.85	4.30						

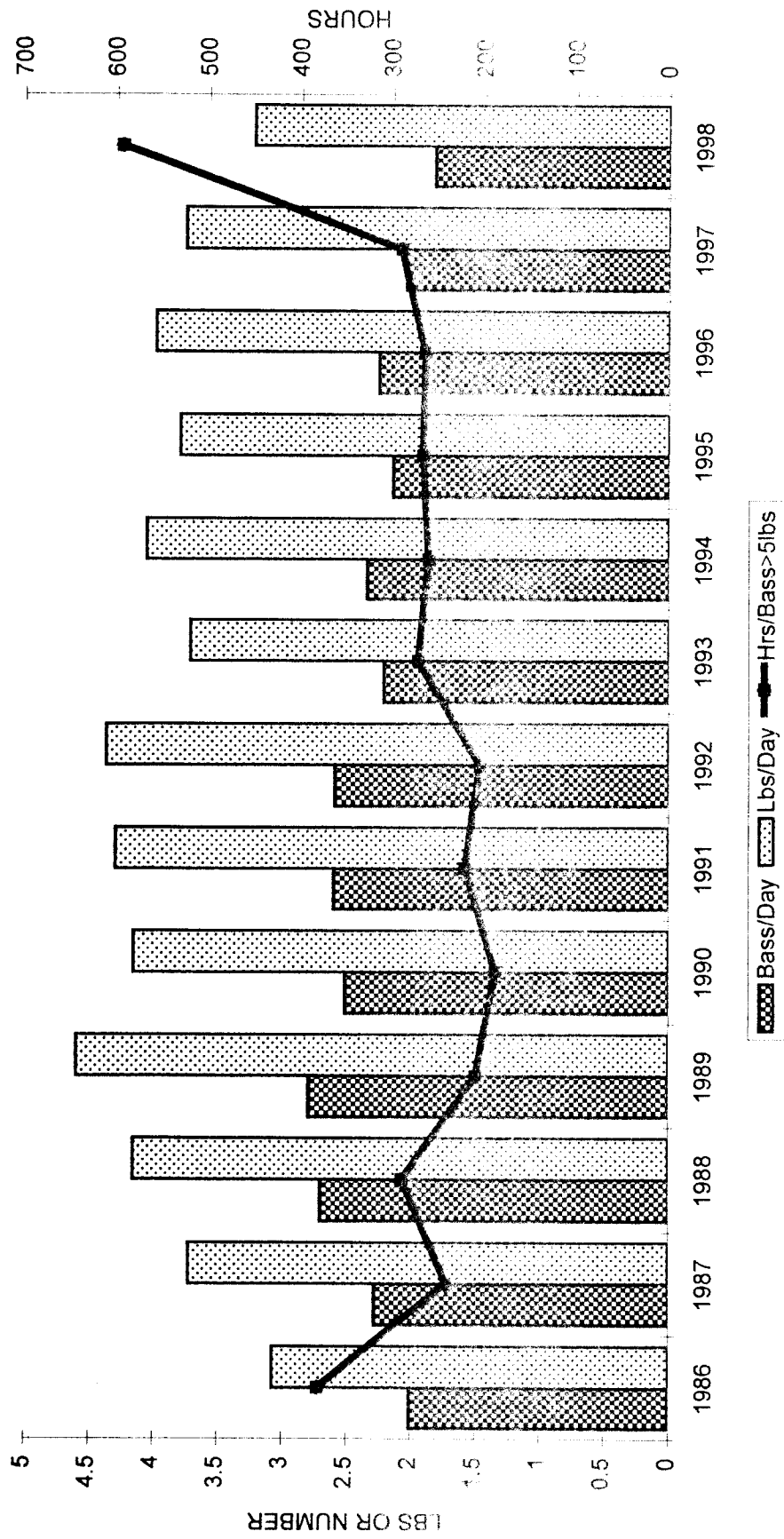
Table 4. Clubs supporting the 1998 B.A.I.T. annual report.

CLUB NAME	ADDRESS	CITY	STATE	ZIP	CLUB REP	PHONE
877 th BASSMASTERS	P O BOX 1961	HAMILTON	AL	35570	JEFF WHITE	205-921-3135
A & M BASSMASTER	P O BOX 131 B	MILLRY	AL	36558	ED McMICHAEL	846-3004
ALABAMA AGC	P O BOX 10204	BIRMINGHAM	AL	35202	HENRY HAGOOD	205-252-8021
ALABAMA BASS FEDERATION	P O BOX 190	NOTASULGA	AL	36866	AL REDDING	257-3170
ALABAMA ELECTRIC CO-OP	P O BOX 10	LEROY	AL	36548	JIM WARR	246-5746
ALEXANDER CITY BASSMASTERS	311 LAKEVIEW CIRCLE	ALEXANDER CITY	AL	35010	HULAN MATTOX	205-234-5231
B & B BASS ANGLERS	3360 COUNTY RD 388	VALLEY	AL	36854	TONY SHADDIX	334-756-9240
BAMA BASS GANG	P O BOX 1004	HANCEVILLE	AL	35077	DON MITCHELL	205-352-5229
BAMA BASSMASTERS	2913 1/2 MAIN AVENUE	NORTHPORT	AL	35476	WALTER KARR	205-339-5727
BASS CHAMPIONS	BOX 716	JACKSON	AL	36545	ROY EZEEL	246-1707
BASS INC	3845 CARMICHAEL RD	MONTGOMERY	AL	36117	TRIP WELDON	272-9530
BETHEL BASS CLUB	28785 MONDAY RD	LESTER	AL	35647	T DOWNS	205-232-2637
BIRMINGHAM BASS CLUB	12110 WISHING WELL LANE	McCALLA	AL	35111	DAVID JOHNSTON	205-583-1918
BIRMINGHAM BASSMASTERS	4349 MORNINGSIDE DRIVE	HELENA	AL	35080	HAROLD PEARSON	205-664-2597
BLACK WARRIOR BASS TRACKERS	5514 SUMMERFIELD DRIVE E	TUSCALOOSA	AL	35404	CHARLIE TIDMORE	205-553-2919
BLACK WATER BASS CASTERS	322 SOUTH MAGNOLIA	LAUREL	MS	39440	VERNON McCREE	601-425-4852
BOEING BASS CLUB	26555 LAMBERT ROAD	ELK MONT	AL	35620	JONATHAN MANTEUFFEL	205-423-8674
BREWTON BASSMASTERS	P O BOX 2222	BREWTON	AL	36427	ALLEN COUCH	867-9832
C T SOUTH INC	RT 455	MARION	AL	36756	JESSE C PAYNE	683-6101
CHICKASABOGUE BASSMASTERS	207 CHASE DRIVE	SARALAND	AL	36571	DONALD BUSH	679-9046
CLAY COUNTY BASS BUSTERS	1249 JONES RD	LINEVILLE	AL	36266	JIMMY PITTS	205-488-5308
CONFEDERATE BASS CLUB OF DOTHAN	P O BOX 8485	DOTHAN	AL	36304	DANNY DYESS	794-9171
DOLPHIN BASS CLUB	3603 VICTORY DRIVE	COLUMBUS	GA	31903	BILL COBB	706-687-1832
FAYETTE BASS CLUB	5564 COUNTY ROAD 57	BANKSTON	AL	35542	R D COTTEN	205-932-3495
FORT MOUNTAIN BASSMASTER	208 3rd AVENUE	CHAFFWORTH	GA	30705	JERRY HERNDON	706-695-4634
FRIENDSHIP BASS CLUB	123 SOUTH CALIFORNIA STREET	MONTGOMERY	AL	36107	KELLY CRIPPEN	264-2927
GILBERTOWN BASS CLUB	HC 64 BOX 123	SILAS	AL	36919	ERIC COPELAND	542-9498
GOODYEAR HUNTING AND FISHING CLUB	922 EAST MEIGHAN BOULEVARD	GADSDEN	AL	35999	ALBERT DAVIS	205-442-7446
GREENSBORO LIONS CLUB	BOX 155	GREENSBORO	AL	36744	BILL HEMSTREET	624-4016
HAMILTON BASSMASTERS	P O BOX 1201	HAMILTON	AL	35570	MIKE WATTS	205-935-8715
JACKSONVILLE BASSMASTERS	1207 MT ST NE	JACKSONVILLE	AL	36265	WILLIAM McBRIDE	205-435-3734
JASPER BASS CLUB	2332 WHITMORE ROAD	JASPER	AL	35503	SCOTT BARKER	205-221-9356
KOWALIGA	26 RICHARD ST	TALLASSEE	AL	36078	HANK GOLDEN	283-6117
LAKE GUNTERSVILLE BASSMASTERS	130 SOUTHWOOD DR	MADISON	AL	35758	MIKE JOHNSON	205-895-0220
LEE COUNTY BASS ANGLERS	1405 FIRST AVENUE	OPELIKA	AL	36803	CHUCK MADDOX	745-2951
LINCOLN BASS CLUB	2911 ENGLAND ROAD	LINCOLN	AL	35096	KYLE BLACKSTONE	205-763-2817
MASTERS BASS	P O BOX 9104	MOBILE	AL	36693	CHIPPER MATHIS	666-2820
NAHEOLA BASSMASTERS	RT 1 BOX 10 M	THOMASVILLE	AL	36784	JAMES MORGAN	636-5322
NATA	10312 ESSEX DR	HUNTSVILLE	AL	35803	EARL TODD	256-880-2443
PIPEMILL BASSMASTERS	350 SPRING TRAIL	WARRIOR	AL	35180	BILLY J LAWSON	205-647-2871
PLEASANT VALLEY BASS CHASERS	740 RIVER OAKS DRIVE	CROPWELL	AL	35054	JACK WOMACK	205-525-0066
RIVER CITY BASSMASTERS	P O BOX 775	DEMOPOLIS	AL	36732	JEFF BOUTWELL	
ROANOKE BASS HUNTERS	91 COUNTY RD 6911	ROANOKE	AL	36274	DAVID BROWN	205-357-2669
SYLACAUGA BASS ANGLERS	1492 FAIRMONT ROAD	SYLACAUGA	AL	35159	NEAL E HARRIS	205-208-4242
TENNESSEE RIVER BASS CLUB	555 LOCUST LANE	TUSCUMBIA	AL	35074	TOMMY DIXON	205-386-7115
TUSCALOOSA BASS ANGLERS ASSOCIATION	11808 BENTON AVENUE	NORTHPORT	AL	35475	RUSTY BEAMS	205-319-0439
UNIOVAL GOODRICH	1300 DOUGLAS STREET	OPELIKA	AL	36801	MICKEY HAMBY	705-0027
UPPER BEAR CREEK BASSMASTERS	14 COUNTY ROAD 3056	DOUBLE SPRINGS	AL	35553	RAY HOOD	205-489-5509
WASHINGTON COUNTY BASS ANGLERS	RT 1 BOX 316	CHATMOG	AL	36518	HOWARD GASTON	847-3302
WEDDOWEE BASSMASTERS	P O BOX 17	DEMOPOLIS	AL	36254	RANDY MILLER	256-236-0835
WEST ALABAMA UNIVERSITY	1405 HIGHWAY 80 W	DEMOPOLIS	AL	36732	WILLINGHAM SPORTS	289-4652
BIOLOGY DEPARTMENT	UNIVERSITY OF WEST GEORGIA	CARROLLTON	GA	30118	DR CARL QUERTEMAN	

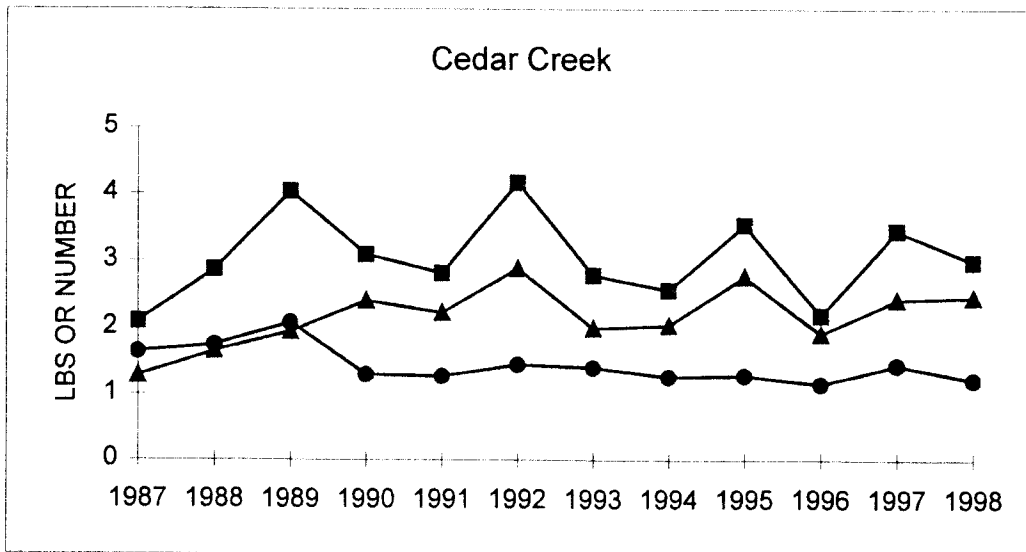
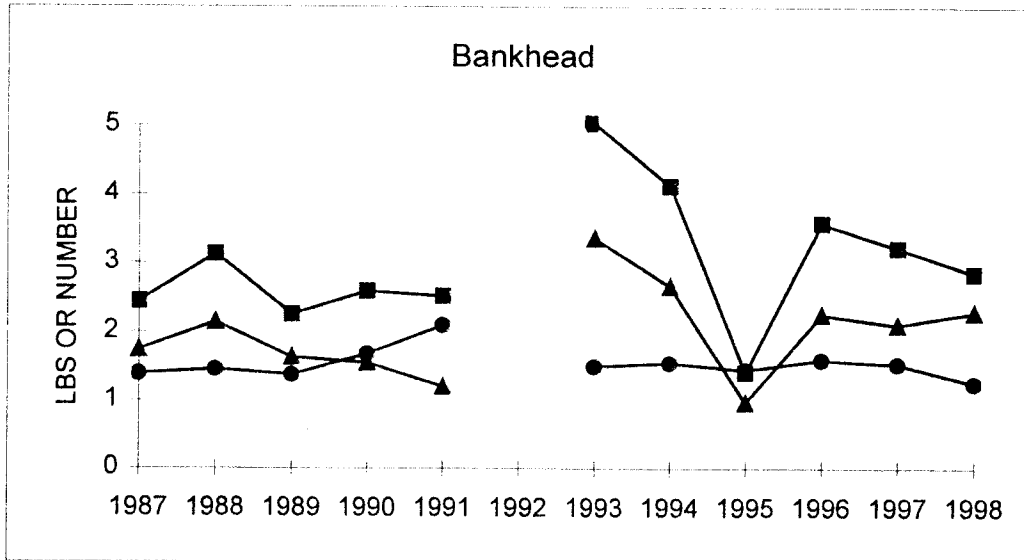
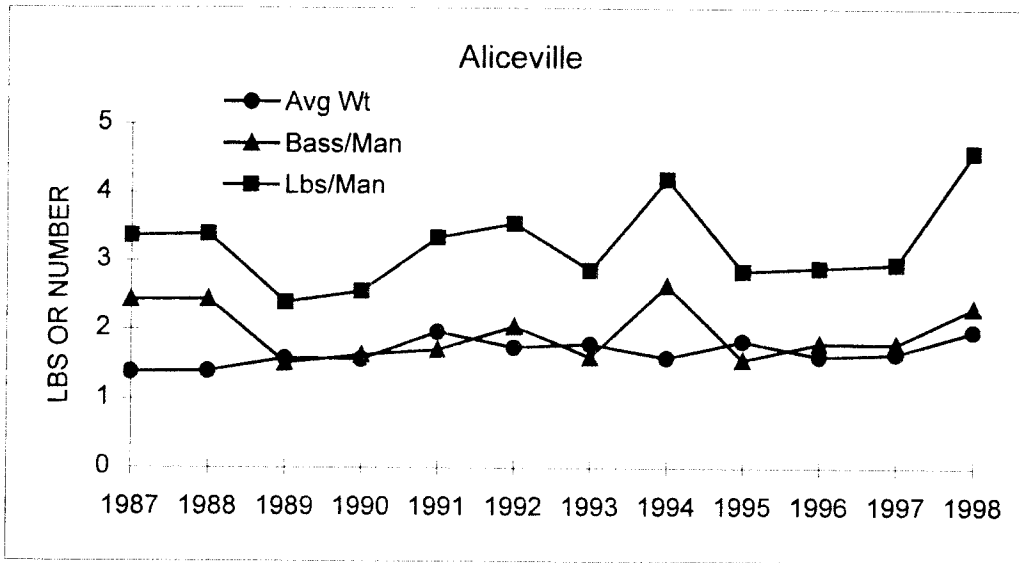
Table 5. Bass eight pounds and larger from 1998 B.A.I.T. tournament reports.

WEIGHT(LBS)	DATE	LOCATION	CLUB
9.19	14-Mar	Martin	Georgia Bass Federation
9.00	19-Mar	Pickwick	B.A.S.S., Inc.
8.81	14-Feb	West Point	Uniroyal Goodrich
8.69	21-Nov	Cedar Creek	Tennessee River Bass Club
8.54	18-Sep	Guntersville	Birmingham Bassmasters
8.31	19-Sep	Aliceville	Fayette Bass Club
8.19	14-Mar	Guntersville	NATA
8.00	13-Dec	Neely Henry	Georgia Bass Federation

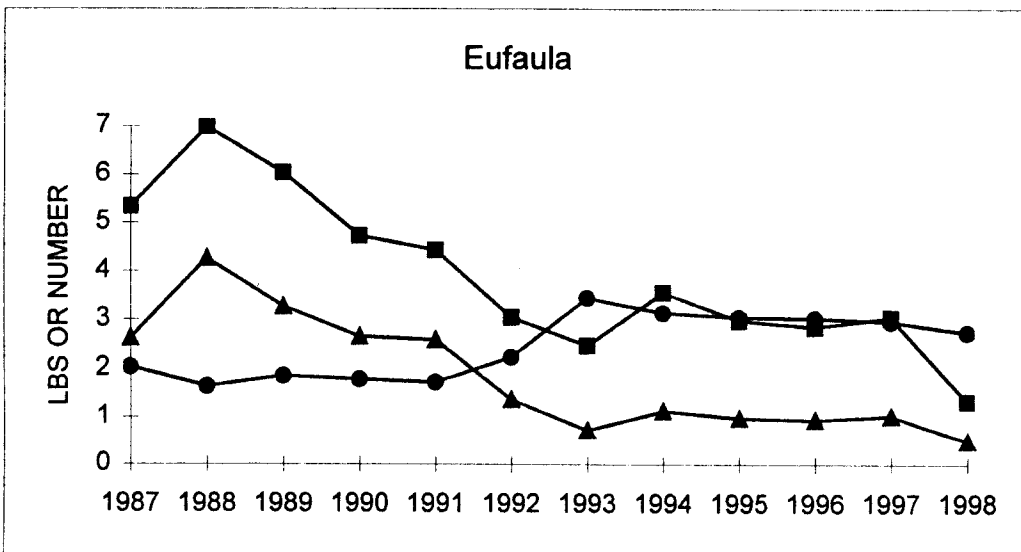
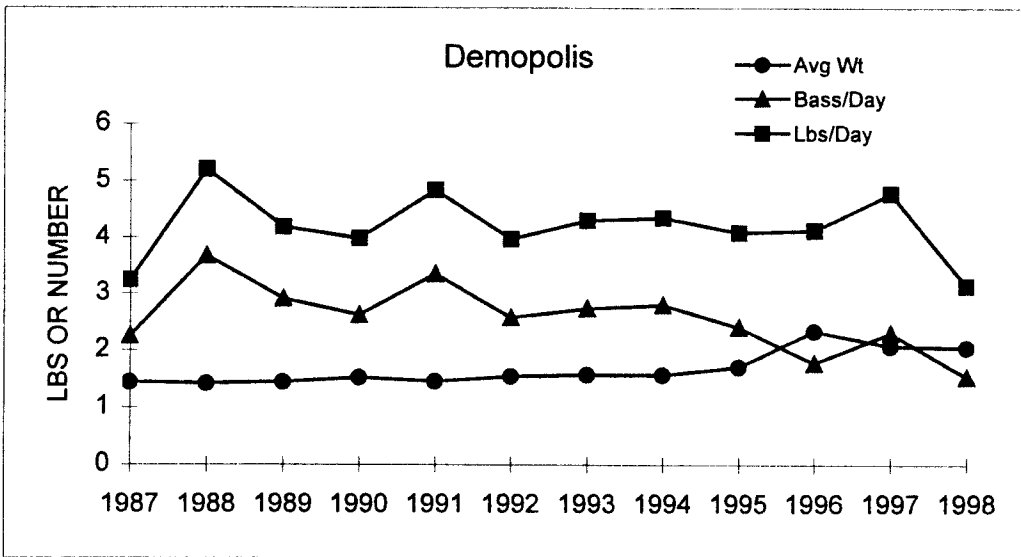
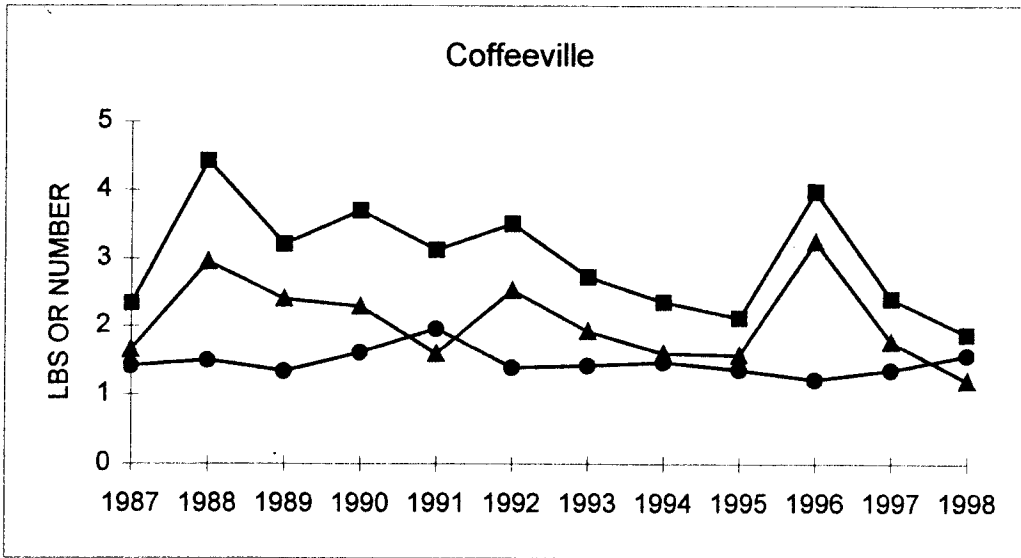
Figure 1. Annual catch for B.A.I.T. tournaments



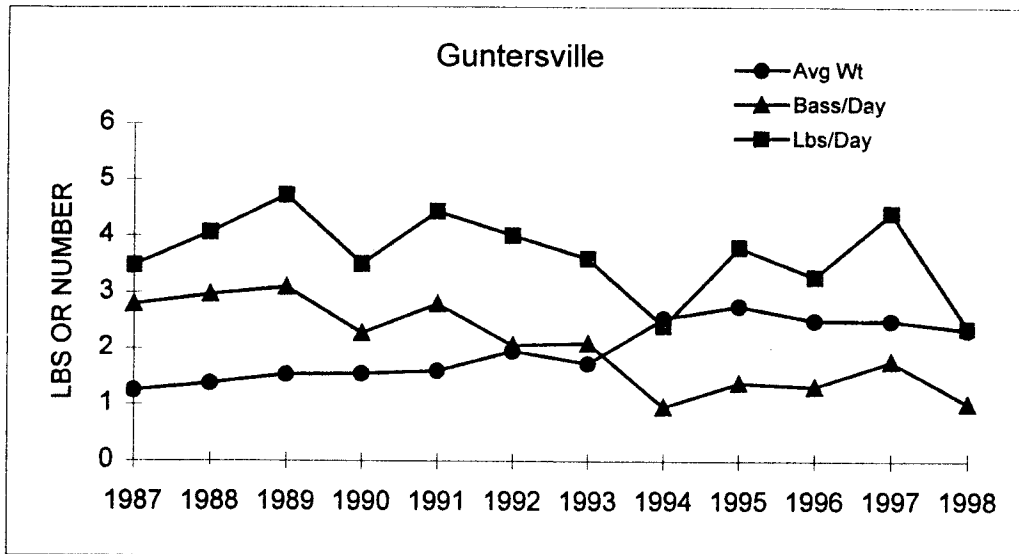
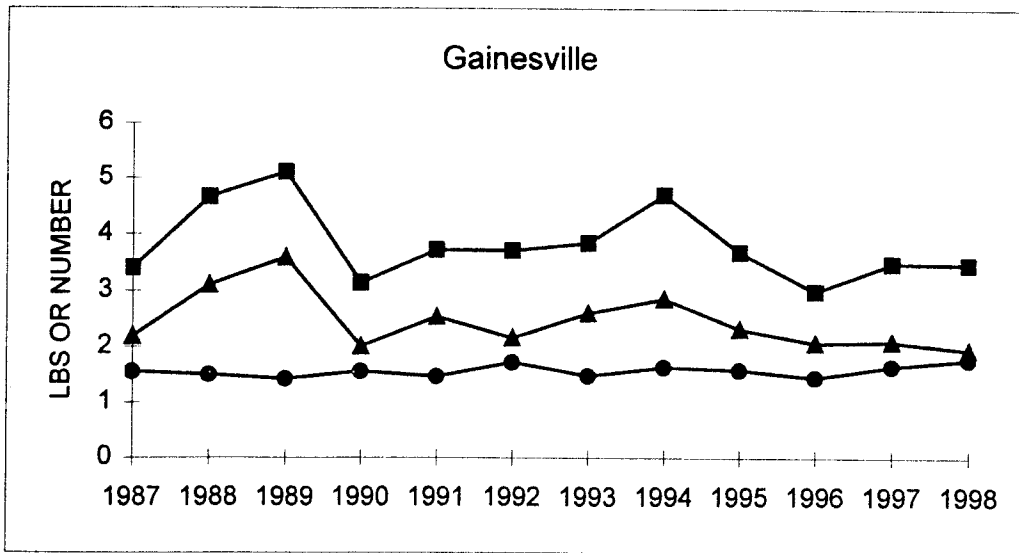
Appendix A



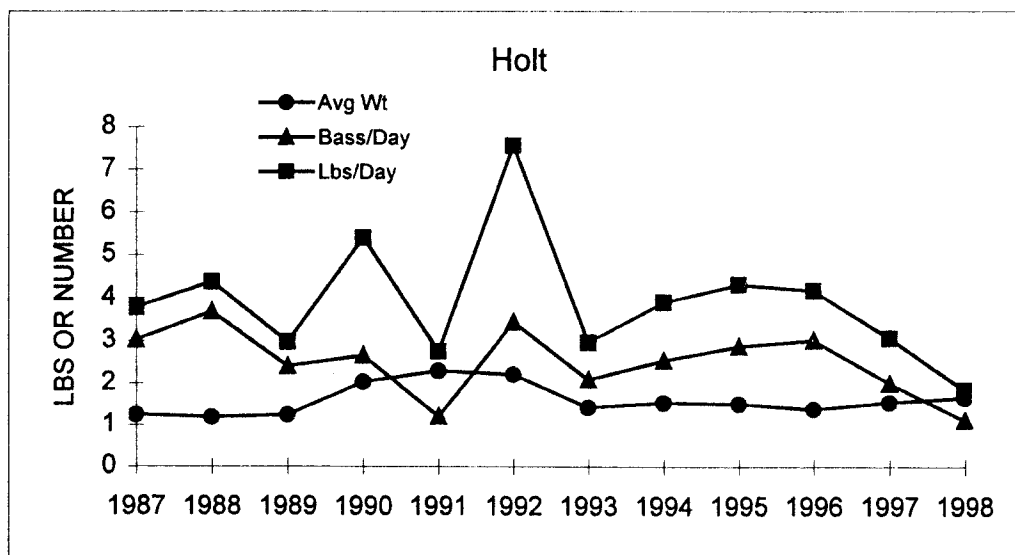
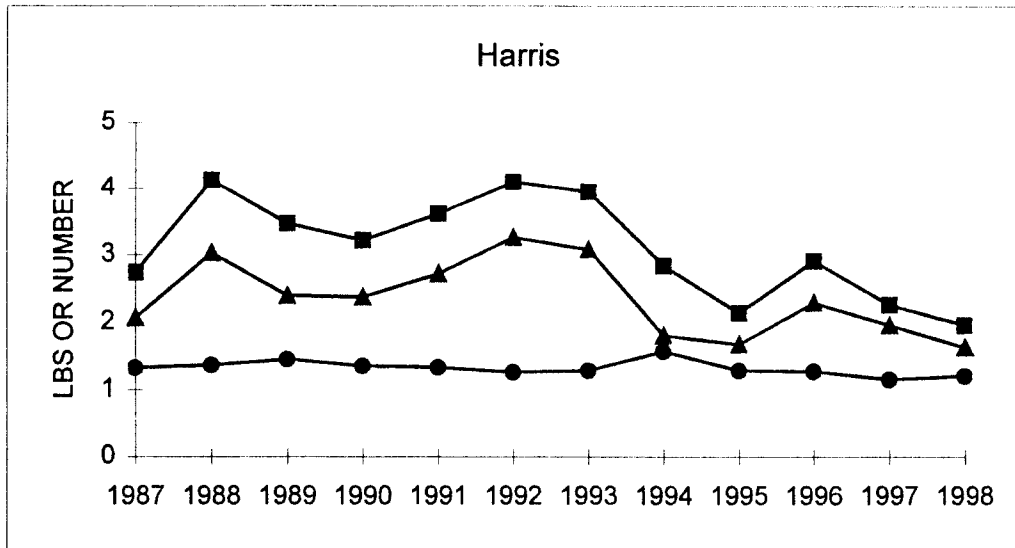
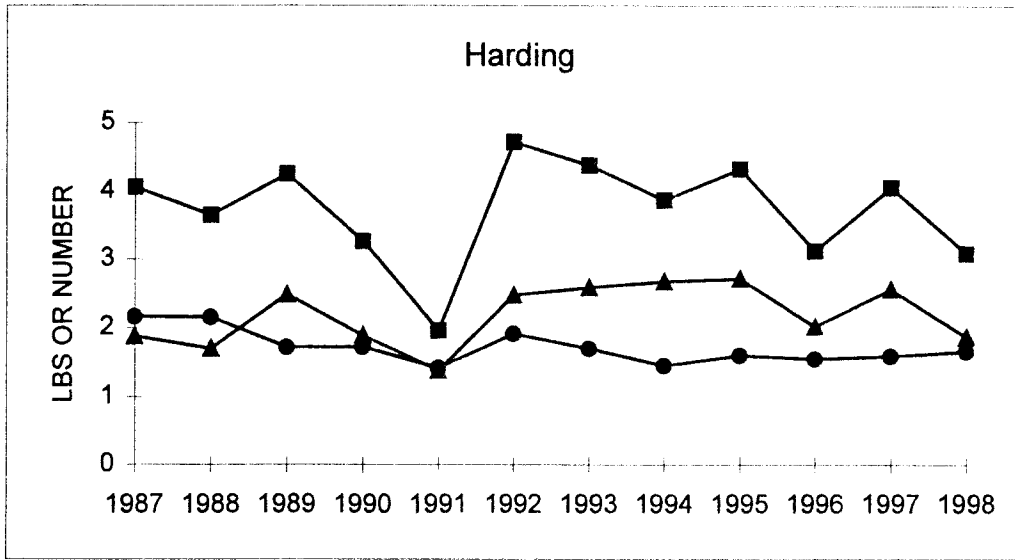
Appendix A



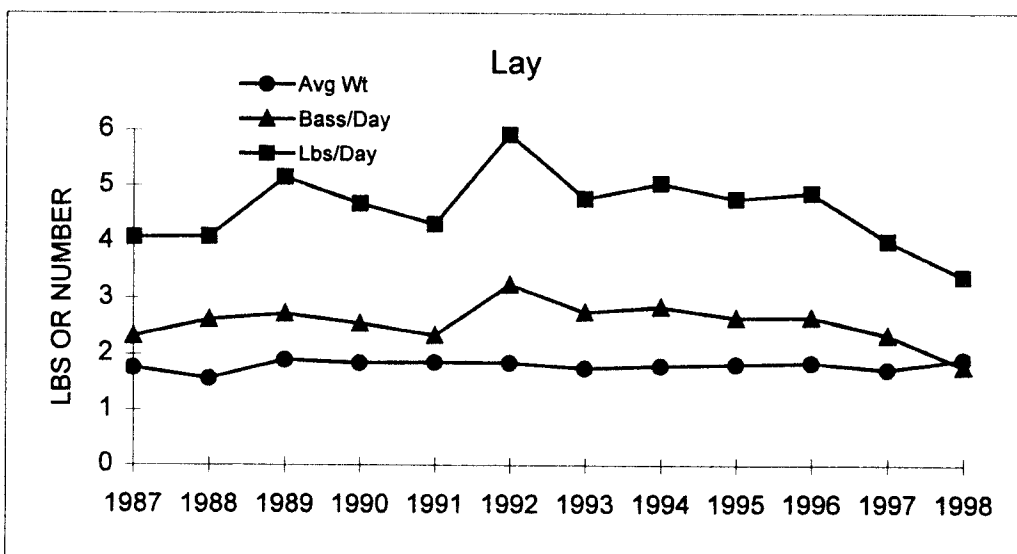
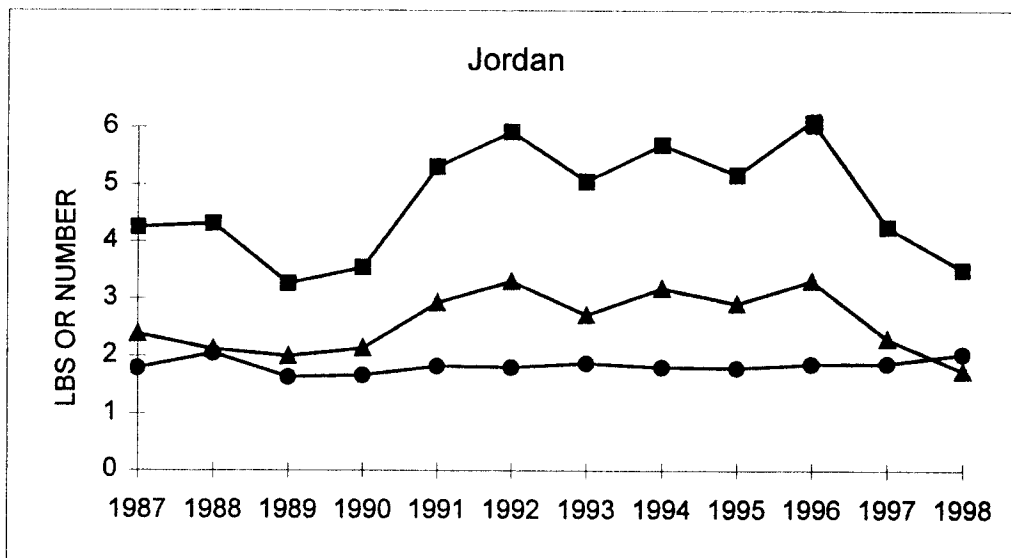
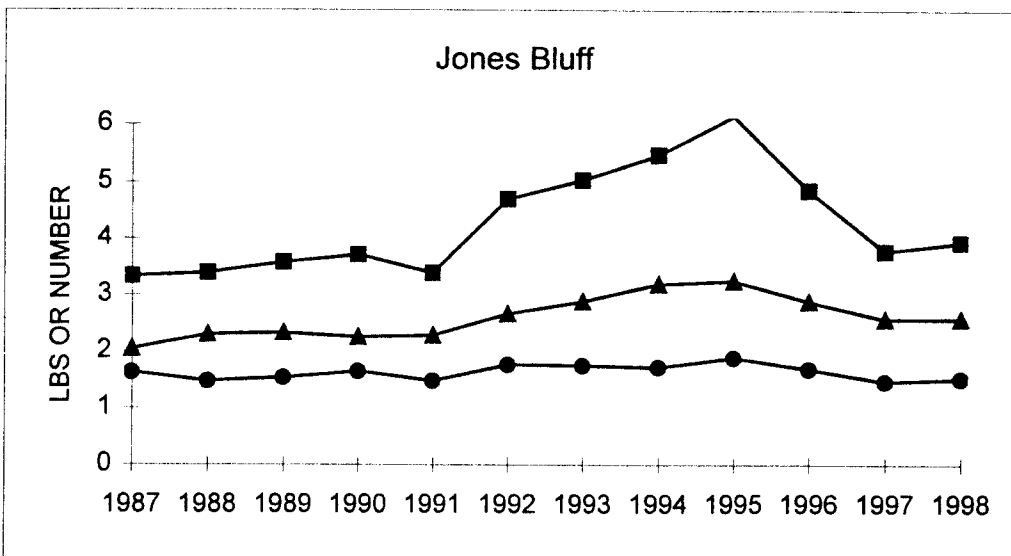
Appendix A



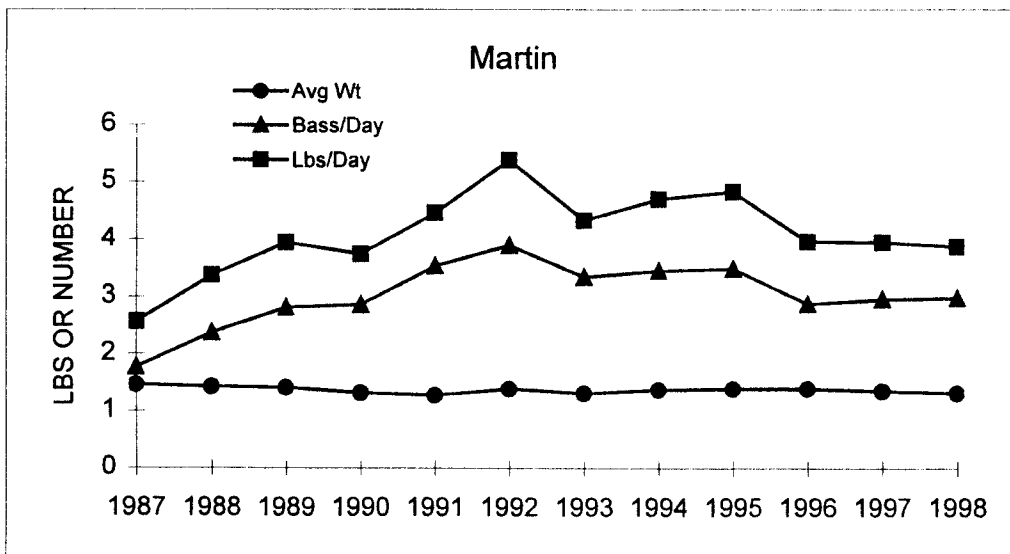
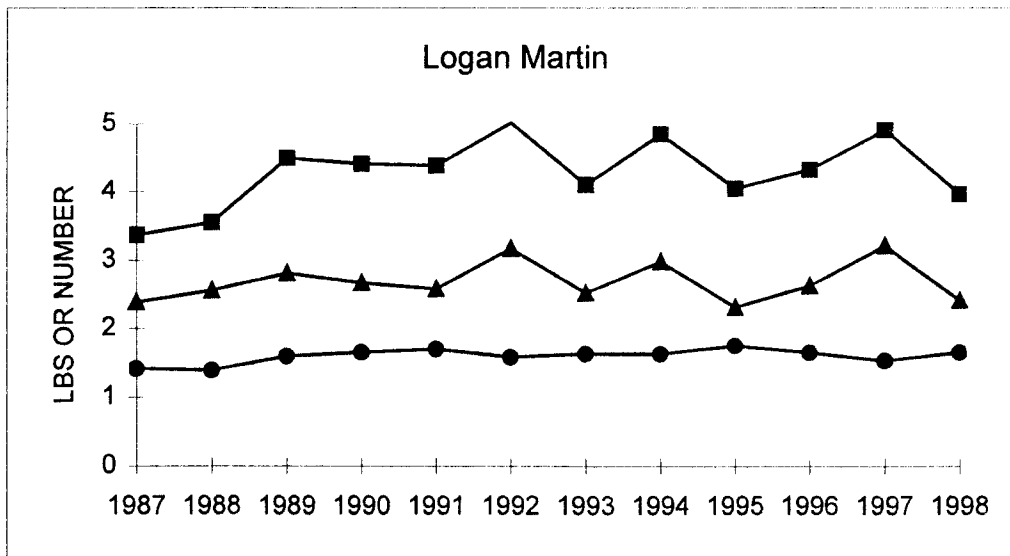
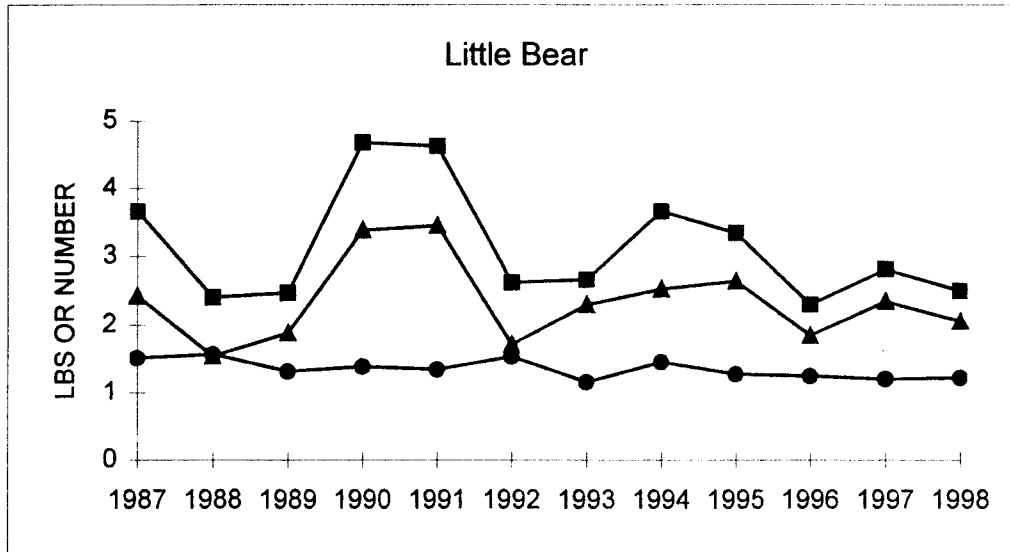
Appendix A



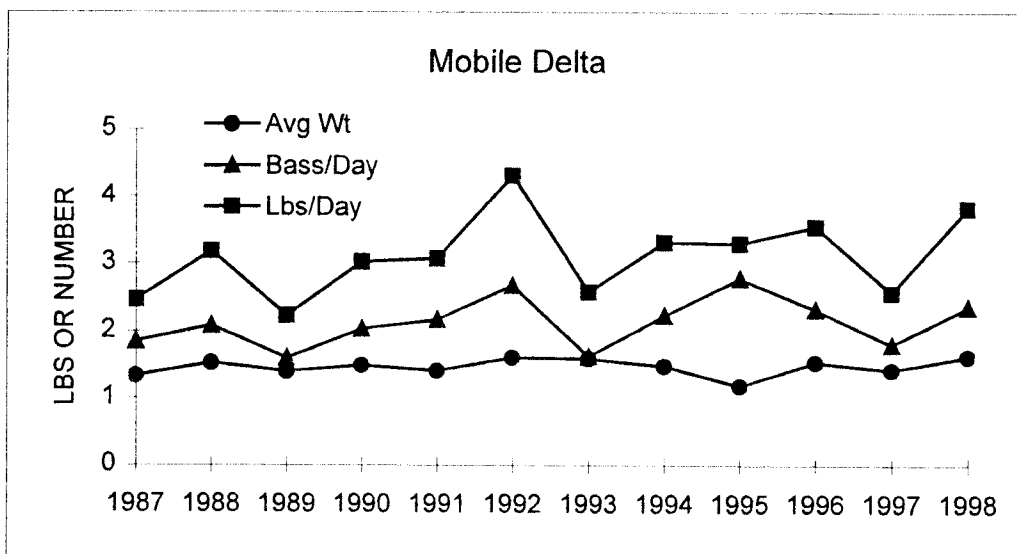
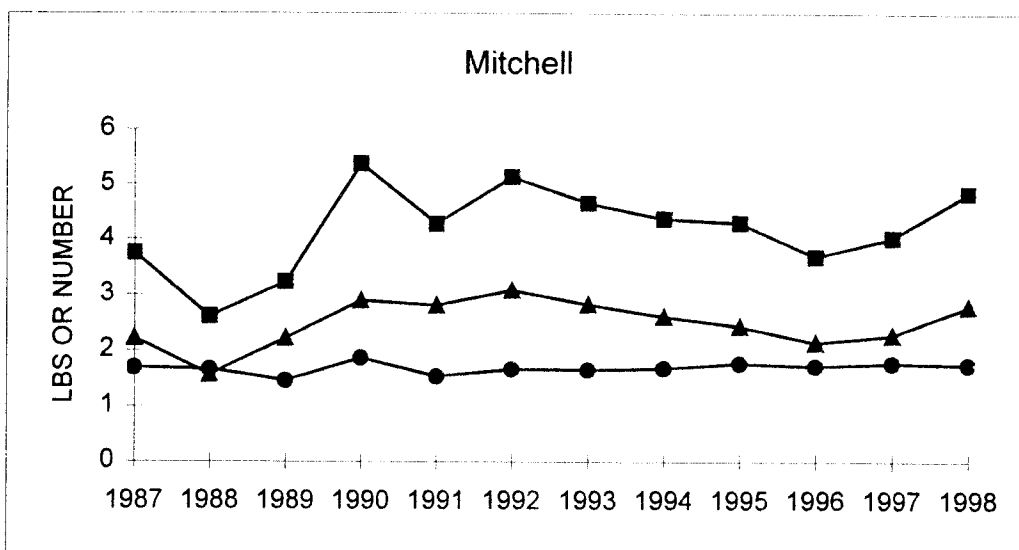
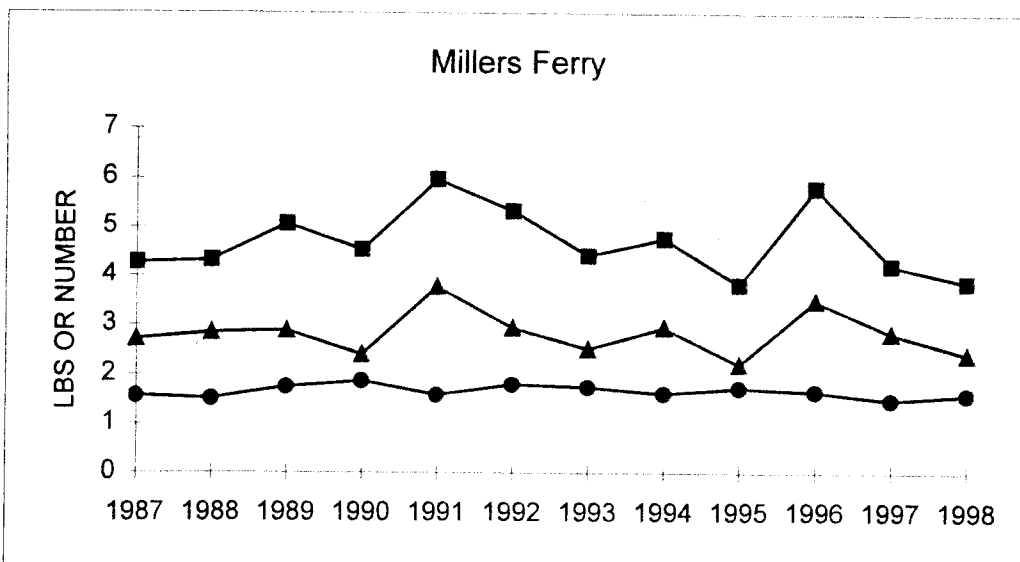
Appendix A



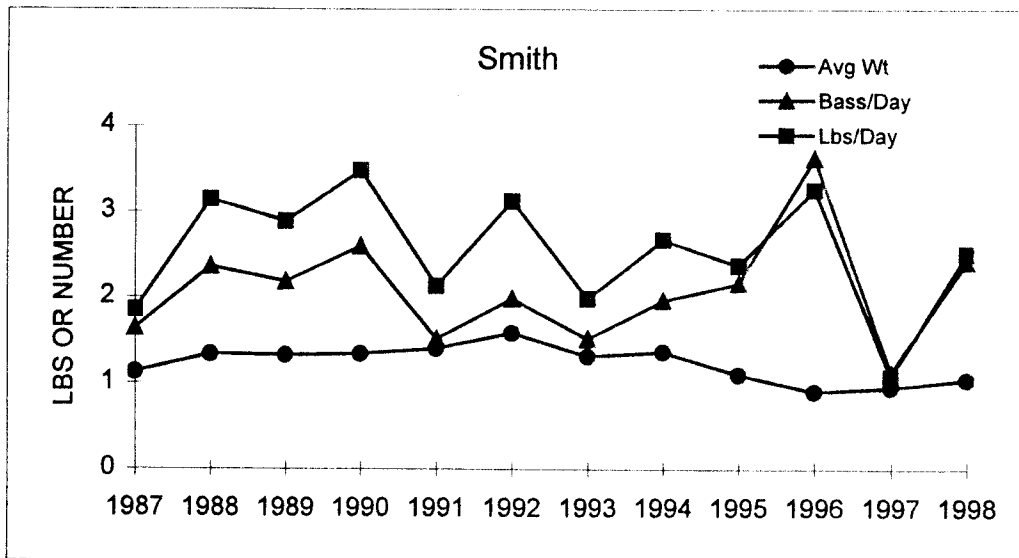
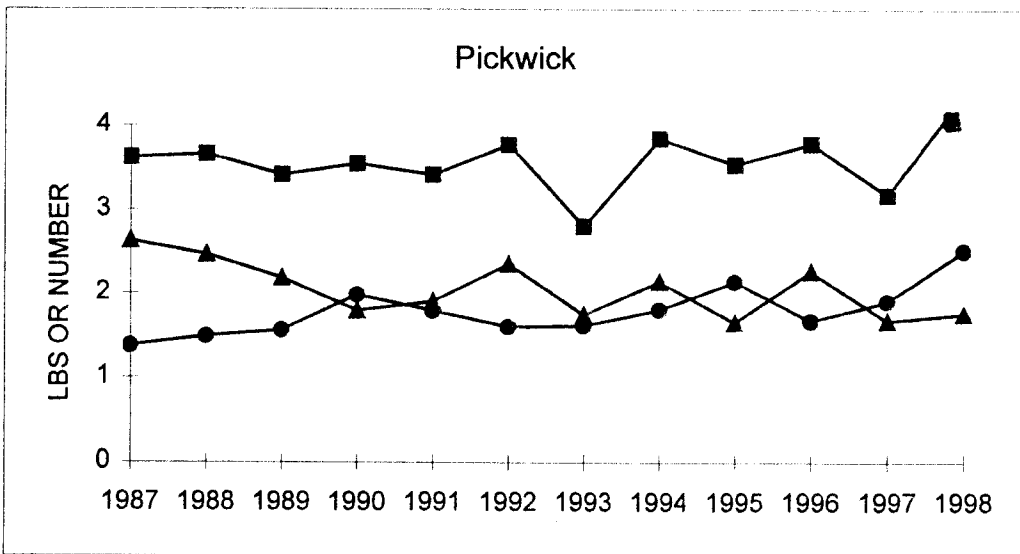
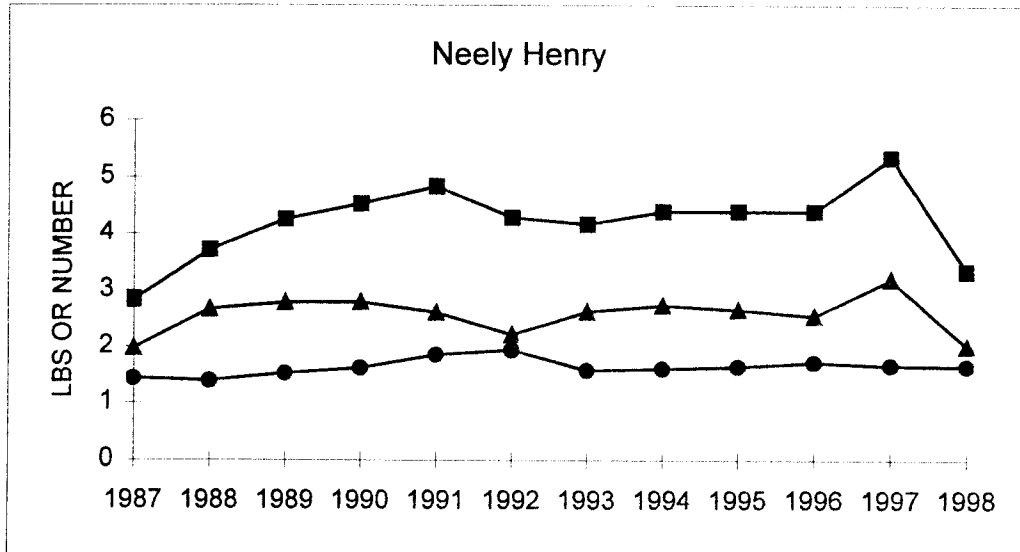
Appendix A



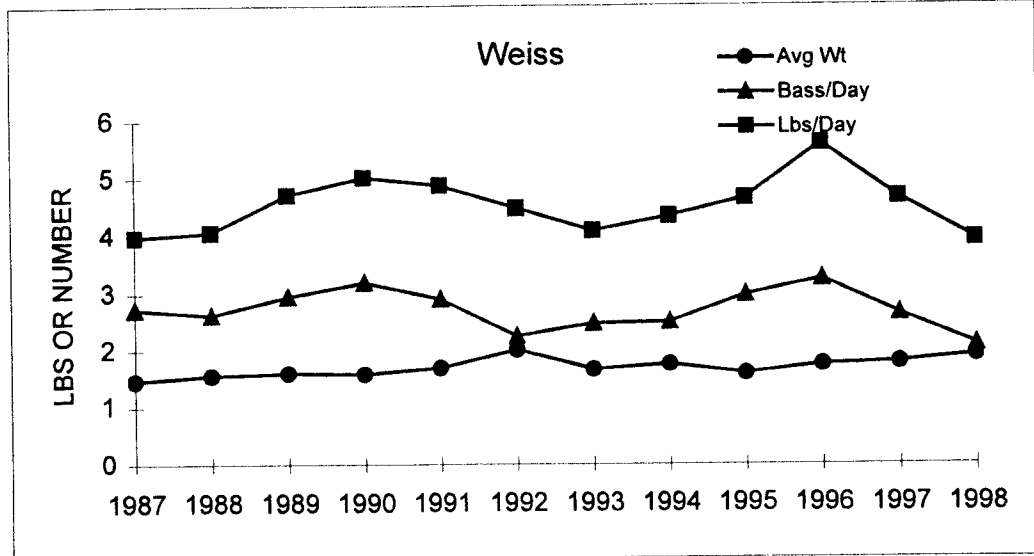
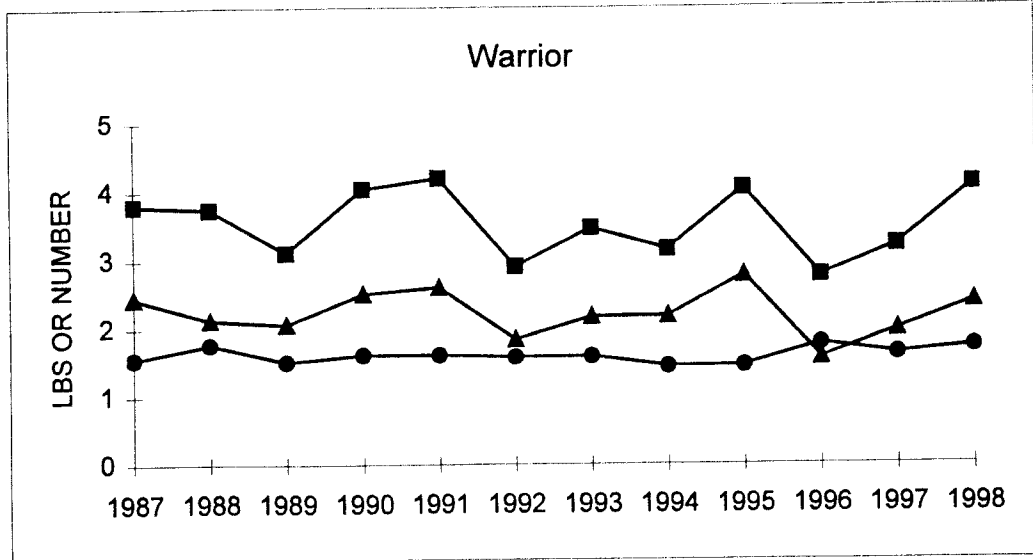
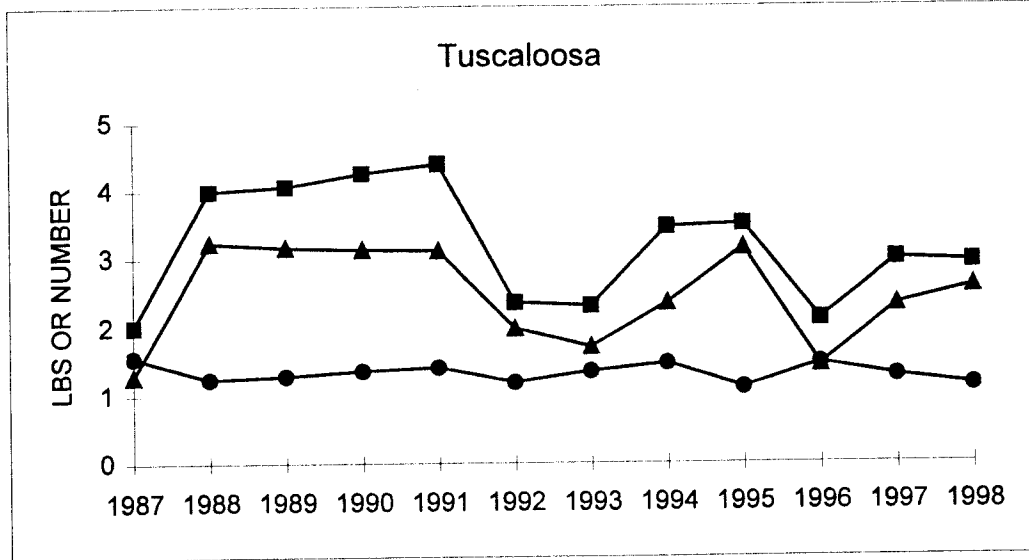
Appendix A



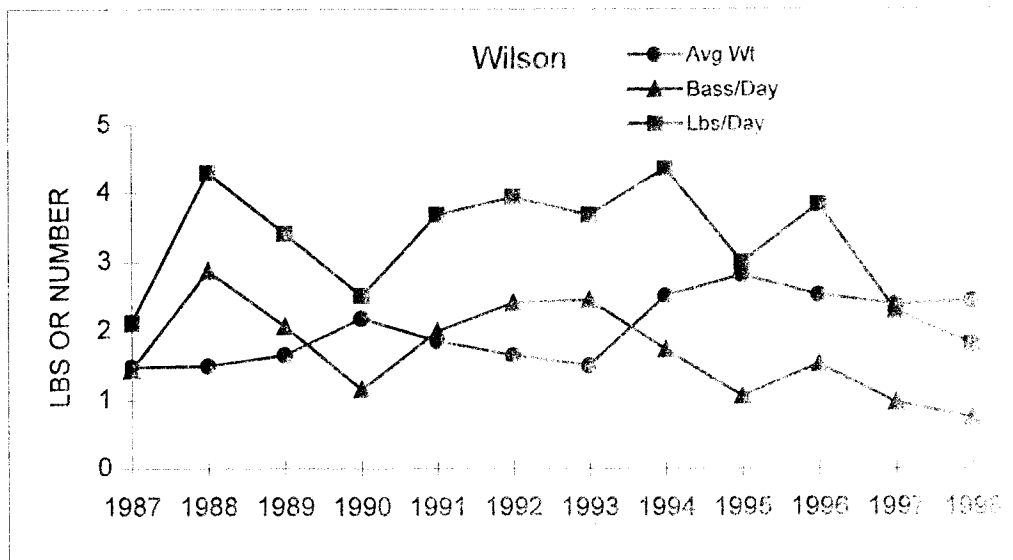
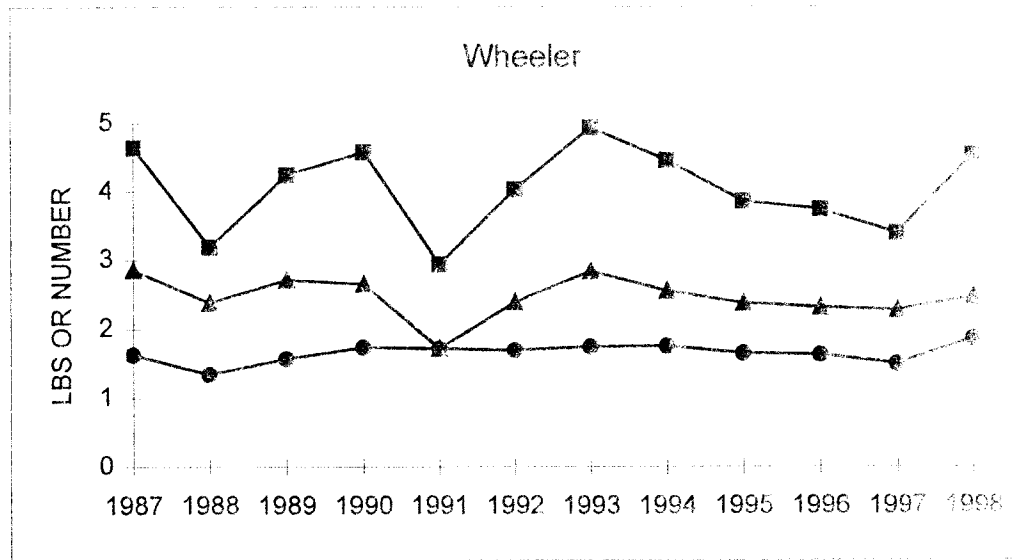
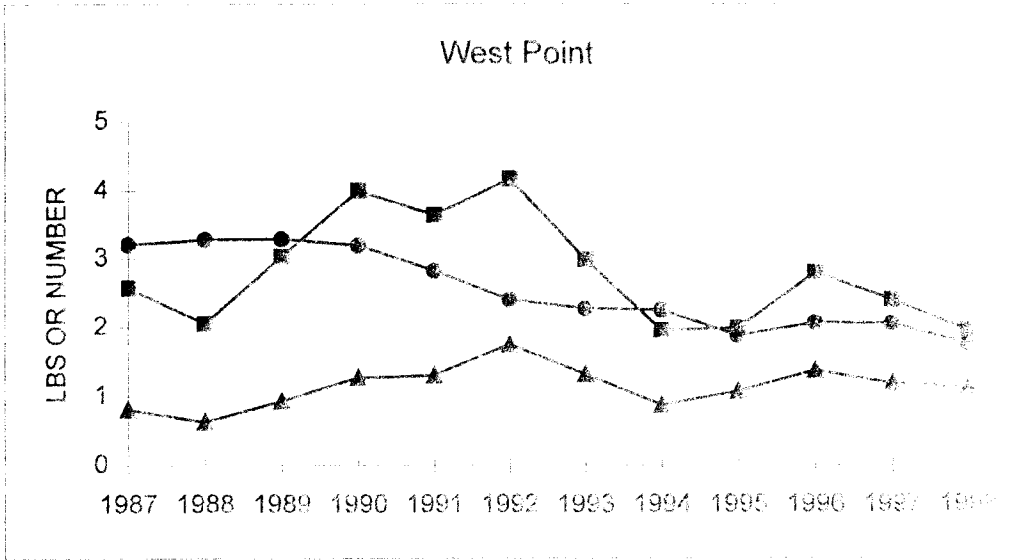
Appendix A



Appendix A



Appendix A



The Department of Conservation and Natural Resources does not discriminate on the basis of race, color, religion, age, gender, national origin, or disability in its hiring or employment practices nor in admission to, or operations of its programs, services, or activities. This publication is available in alternative formats.

