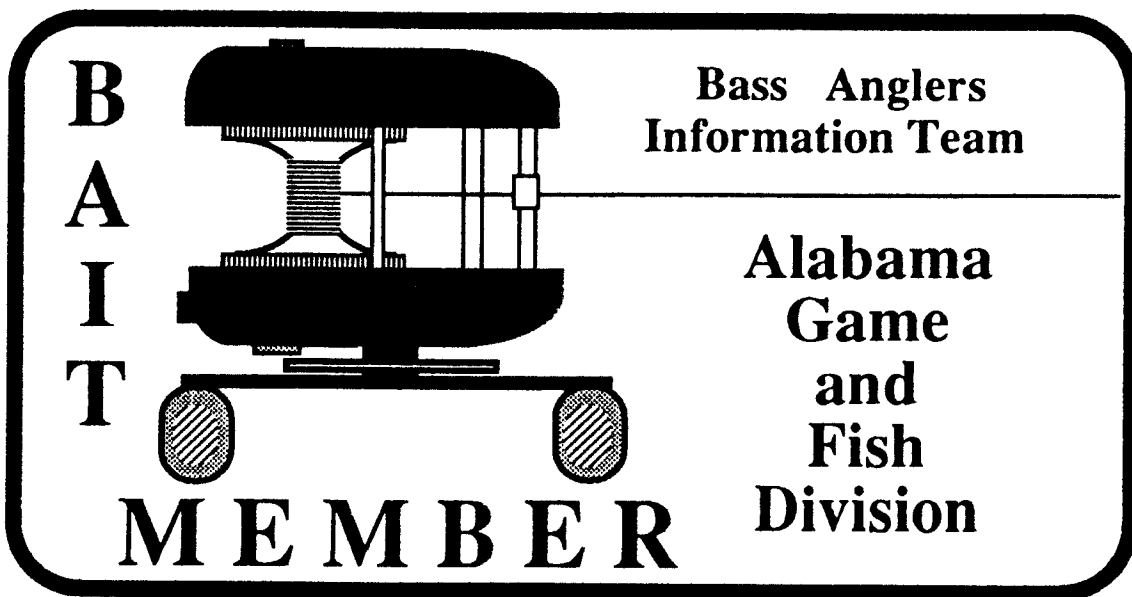


BAIT

**Bass Anglers Information Team
1990**



Department of Conservation and Natural Resources

**Game and Fish Division
Fisheries Section**

64 North Union Street, Montgomery, Alabama

B.A.I.T.

Bass Anglers Information Team 1990 Annual Report

by

William C. Reeves and James J. McHugh
Alabama Game and Fish Division
Department of Conservation and Natural Resources

Funded in part by the Federal Aid to Sport Fish
Restoration Program, Alabama DJ/WB Project F-38

INTRODUCTION

In 1990 the B.A.I.T. program completed five years of bass tournament summarization. The objective of the program has always been to gather information on bass populations by combining the efforts of bass club members and state fisheries biologists. Reservoir creel surveys are expensive to conduct and cannot be undertaken on a statewide basis. The B.A.I.T. program summarizes catch data already being collected by participating clubs on reservoir bass populations.

Through 1989, 1,215 tournament reports were summarized. More than 120 clubs participated through the first four years of the program. All major reservoirs were fished by 30,882 participating fishermen, who spent 301,067 hours collecting data for this program. They caught 74,801 bass that weighed 119,180 pounds.

METHODS

Every year an effort has been made to maintain the support of the previous years' clubs and to enlist the support of new clubs through newsreleases and letters. Participating club officers or tournament directors are sent the previous year's annual report, with tournament report postcards to be completed following each tournament. Clubs are assigned individual numbers to insure confidentiality. As tournament cards are received, they are checked for accuracy and entered into a computer database. Club officers are contacted when data are suspected to be erroneous.

Compilation and analysis of the data are performed following receipt of December tournament data. Statewide information is sorted by reservoir, and by participating club. To rank

reservoirs, five "fishing quality" indicators were used: percent of successful fishermen (percent of fishermen with one or more bass at weigh-in), bass average weight, number of bass per fisherman-day, pounds of bass per fisherman-day, and hours required to catch a bass five pounds or larger. Since the length of a fishing day varies between tournaments, a fisherman-day is defined as 10 hours of fishing effort. A minimum of five tournaments for an individual reservoir is considered necessary for minimum confidence in each reservoir dataset. Reservoirs with five or more tournament reports are ranked for each of the quality indicators. Values are assigned to each rank and an overall rank is determined for each reservoir by summing the values of the five quality indicators. This ranking system is intended to be a quick reference for club tournament site selection. It is not a "best and worst" list and should not be interpreted that way.

RESULTS AND DISCUSSION

Bass clubs submitted 373 tournament reports during 1990 bringing the total to 1,588 for the five years of this program. The club representatives did an excellent job filling out the cards and few reports were rejected due to incomplete or erroneous information. One-hundred-and-thirteen more reports were received in 1990 than in 1989. Fifty-four clubs provided data in 1990, three more than in 1989. Seventy-one reports were received from Dr. Carl Quertermus of West Georgia College, who summarizes tournament data from the Georgia B.A.S.S. Federation. Without the assistance of Dr. Quertermus and the Georgia Federation, the B.A.I.T. data for 1990 would have included only

302 tournaments. Once again we must stress that reports from more locations increase the capability of the summaries to reflect actual conditions and not just a good or poor day's fishing by one or two clubs.

In 1990, tournament reports were received for 33 bodies of water that were fished 110,487 hours by 11,502 fishermen. B.A.I.T. anglers caught 27,729 bass (12 inches and larger) that weighed 45,874 pounds (Table 1). A total of 588 bass five pounds and larger were reported. One bass larger than 10 pounds was caught in Eufaula Reservoir (Table 5). Fewer fish over eight pounds were reported in 1990 compared to 1989 (14 vs 19). The influence of Florida bass is obvious in Table 5. Eufaula and West Point contain a naturally high incidence of Florida bass and Gainesville and Aliceville were stocked with Florida bass when these reservoirs were impounded in 1978 and 1980.

Bass Angler Sportsman Society (B.A.S.S.) tournaments were held on Guntersville and Martin during 1990. Two B.A.S.S. tournaments, a May Invitational and the November Megabucks, were held on Guntersville. The Pro-Am was held on Martin in November. B.A.I.T. fishermen on Martin compared favorably with the professionals regarding the average weight of bass caught. However, the catch rates (number and pounds of fish per hour) were considerably lower for B.A.I.T. fishermen than for the pros during all three tournaments (Figures 2 and 3).

Bass fishing showed steady improvement statewide each of the first four years of the B.A.I.T. program. In 1990 average weight of fish remained the same as in 1989, but number and pounds of fish caught per man-day declined (Figure 1). These declines were

not unexpected in light of the fact that these values rose each of the previous three years. Concern for this situation was expressed in last year's report. We proposed several factors, including recent mild winters and increasing fertility as possible explanations. Natural fluctuations in bass abundance and size structure are the norm, since environmental conditions vary from year to year. The declines observed in 1990 were moderate and the catch rates still exceeded those observed in 1986 and 1987.

Twenty-six clubs (including the Georgia Federation) submitted five or more tournament reports (47% of the clubs provided 61% of the data). Sixteen clubs submitted 10 or more reports, an increase of nine clubs from 1989 (Table 3). The West Alabama Bass Fishermans Association, Bluff City Bassmasters, Kowaliga Bassmasters, Alabama Bass Association, Uniroyal-Goodrich, Country Boy Trails, Bama Bassers, and Boeing Bass provided data on twelve or more tournaments. Every year, lack of full reporting by participating clubs remains a limiting factor in this program. Twenty-nine clubs submitted less than five reports each. All clubs should understand that every tournament report is important if this program is going to be successful. A list of B.A.I.T. clubs contributing tournament results in 1990 is presented in Table 4.

Overall, clubs were more conservative in their tournament rules than the limits allowed by Game and Fish Division regulations. Several clubs are committed to daily creel limits of five fish or less and size limits greater than 12 inches. These clubs are to be commended for their efforts to conserve

bass resources in Alabama. We noticed that the Friendship Bass Club has found a unique way to include 12 to 16 inch bass when they fish West Point Reservoir. These fish are measured and released immediately, weight is estimated based on standard values.

More tournament reports were received from Eufaula (45) and Weiss (44) than any other locations. The Mobile Delta, Martin, Logan Martin, Harris and Guntersville each had more than 20 tournament reports (Table 1). Tournament reports were distributed more evenly over the State's major reservoirs than in previous years. This good distribution of the reports provides more representative catch statistics from which meaningful summaries can be prepared.

Of the 33 reservoirs from which reports were received, 23 had five or more tournament reports (up from 19 in 1989). The following comments deal with these 23 reservoirs only (Table 2). The percent of successful fishermen (with one or more fish) ranged from 39 at West Point to 86 at Logan Martin. West Point, by virtue of the 16-inch size limit, continues to be the lowest ranked reservoir in this category.

The average weight of bass harvested ranged from 1.31 pounds at Martin to 3.19 pounds at West Point (Table 1). The statewide average remained unchanged from 1989 at 1.65 pounds. Catch rates ranged from a high of 3.38 bass per fisherman-day at Little Bear to 1.15 at Wilson. The statewide average was 2.51, down from last year's 2.79 bass per fisherman-day. Catch in pounds per fisherman-day ranged from a high of 5.37 at Mitchell to 2.51 at Wilson. The statewide average was 4.15, a decrease of 0.44

pounds per fisherman-day from 1989. Thirteen locations had catches in excess of 4.0 pounds per fisherman-day, six more than last year. Eufaula again led all reservoirs in the catch of bass larger than five pounds with 280 fish. A summary of all bass 8 pounds and larger caught this year is presented in Table 5.

Overall, Weiss was judged the top-ranked reservoir in Alabama, replacing the three time winner Eufaula. Weiss accumulating a total score of 91 of a possible 115 points (Table 2). Mitchell ranked second with 87 points and Eufaula slipped to a third place tie with Wheeler.

Several surprises occurred in the 1990 quality indicator rankings (Table 2). The biggest was that Eufaula was surpassed by Little Bear and Mitchell in the catch (number and pounds) per fisherman-day. Little Bear is a 1,560 acre TVA impoundment, little known outside of northwest Alabama. Another surprise was that West Point managed to escape from the basement in these same two categories. In fact, the pounds per fisherman-day at West Point was exceeded by only 10 of the 23 reservoirs, a remarkable achievement considering that the West Point data includes only fish 16-inches and larger.

Seven clubs provided length frequency data on tournament catches, and are to be commended for providing this additional information. Unfortunately too few clubs supported this effort during 1990 so representative length groups and catch rates could not be developed. With this low level of support, length frequency information will not be requested in 1991.

Table 1. Statewide summary of tournament results for all bass clubs participating in the 1990 B.A.I.T. program.

Reservoir	Tour	No	No Men	Success	No Bass	Wt Bass	Bass > 5LB	Tot Hrs	% Success	Avg Wt	Bass/Man	Lbs/Man	Hours/
													Bass > 5LB
Aliceville	6	177	132	277	433.52	12	1698.0	74.58	1.57	1.63	2.55	142	
Bankhead	1	11	8	17	28.50	0	110.0	72.73	1.68	1.55	2.59	150	
Big Bear	1	15	13	32	53.63	1	150.0	86.67	1.68	2.13	3.58	464	
Big Creek	3	45	28	68	109.13	1	464.0	62.22	1.60	1.47	2.35		
Cedar Creek	2	41	32	103	132.73	0	429.0	78.05	1.29	2.40	3.09		
Claiborne	1	14	8	13	15.38	0	147.0	57.14	1.18	.88	1.05		
Coffeenville	10	159	91	300	483.59	3	1308.0	57.23	1.61	2.29	3.70	436	
Demopolis	17	1209	882	3182	4847.21	47	12164.0	72.95	1.52	2.62	3.98	259	
Eufaula	45	3427	2119	8245	14709.48	280	31072.5	61.83	1.78	2.65	4.73	111	
Gainesville	6	326	226	632	986.56	11	3137.5	69.33	1.56	2.01	3.14	285	
Guntersville	29	685	478	1738	2684.30	41	7662.2	69.78	1.54	2.27	3.50	187	
Harding	4	60	43	100	172.14	4	528.0	71.67	1.72	1.89	3.26	132	
Harris	25	394	302	864	1169.11	4	3645.5	76.65	1.35	2.37	3.21	911	
Holt	1	23	22	61	123.94	5	230.0	95.65	2.03	2.65	5.39	46	
Jones Bluff	8	126	90	235	388.45	3	1046.0	71.43	1.65	2.25	3.71	349	
Jordan	11	229	170	463	768.69	4	2170.5	74.24	1.66	2.13	3.54	543	
Lay	10	331	204	731	1346.29	6	2875.0	61.63	1.84	2.54	4.68	479	
Little Bear	7	153	129	471	651.24	6	1392.0	84.31	1.38	3.38	4.68	232	
Logan Martin	22	402	344	1064	1754.55	14	3982.5	85.57	1.65	2.67	4.41	284	
Martin	27	587	409	1553	2028.19	15	5427.0	69.68	1.31	2.86	3.74	362	
Millers Ferry	12	356	299	992	1865.46	14	4110.0	83.99	1.88	2.41	4.54	294	
Mitchell	5	87	67	225	417.87	2	778.0	77.01	1.86	2.89	5.37	389	
Mobile Delta	27	501	361	1024	1521.28	3	5041.0	72.06	1.49	2.03	3.02	1680	
Neely Henry	7	160	98	389	631.63	6	1394.5	61.25	1.62	2.79	4.53	232	
Pickwick	6	98	63	209	413.03	18	1167.0	64.29	1.98	1.79	3.54	65	
Smith	2	32	29	123	165.25	0	475.0	90.63	1.34	2.59	3.48	1401	
Tuscaloosa	4	142	119	437	594.82	1	1401.0	83.80	1.36	3.12	4.25	312	
Upper Bear	1	24	22	46	55.31	1	312.0	91.67	1.20	1.47	1.77	187	
Warrior	5	115	94	280	452.01	6	1121.0	81.74	1.61	2.50	4.03	211	
Weiss	44	863	729	2692	4237.56	40	8450.2	84.47	1.57	3.19	5.01	154	
West Point	6	348	135	387	1234.65	20	3083.0	38.79	3.19	1.26	4.00	227	
Wheeler	11	247	198	658	1141.30	11	2495.0	80.16	1.73	2.64	4.57	227	
Wilson	7	115	64	118	257.25	9	1023.0	55.65	2.18	1.15	2.51	114	
Statewide	373	11502	8008	27729	45874.05	588	110489.4	69.62	1.65	2.51	4.15	188	

Table 2. Ranking by quality indicators for all reservoirs with five or more tournament reports in the 1990 B.A.I.T. program.

Rank	%Success	Avg Wt	Bass/Man	Lbs/Man	Hrs/Bass>5LB	Overall	Value
1	Logan Martin	West Point	Little Bear	Mitchell	Pickwick	Weiss	91
2	Weiss	Wilson	Weiss	Weiss	Eufaula	Mitchell	87
3	Little Bear	Pickwick	Mitchell	Eufaula	Wilson	Eufaula	83
4	Millers Ferry	Millers Ferry	Martin	Lay	Aliceville	Wheeler	83
5	Warrior	Mitchell	Neely Henry	Little Bear	West Point	Logan Martin	81
6	Wheeler	Lay	Logan Martin	Wheeler	Warrior	Millers Ferry	79
7	Mitchell	Eufaula	Eufaula	Millers Ferry	Guntersville	Warrior	75
8	Harris	Wheeler	Wheeler	Neely Henry	Weiss	Little Bear	67
9	Aliceville	Jordan	Demopolis	Logan Martin	Wheeler	Neely Henry	65
10	Jordan	Jones Bluff	Lay	Warrior	Neely Henry	Lay	62
11	Demopolis	Logan Martin	Warrior	West Point	Demopolis	Pickwick	62
12	Mobile Delta	Neely Henry	Millers Ferry	Demopolis	Logan Martin	Demopolis	58
13	Jones Bluff	Warrior	Harris	Martin	Gainesville	West Point	58
14	Guntersville	Coffeewille	Coffeewille	Jones Bluff	Millers Ferry	Jones Bluff	52
15	Martin	Weiss	Guntersville	Coffeewille	Jones Bluff	Martin	49
16	Gainesville	Aliceville	Jones Bluff	Jordan	Martin	Aliceville	48
17	Pickwick	Gainesville	Jordan	Pickwick	Mitchell	Guntersville	48
18	Eufaula	Guntersville	Mobile Delta	Guntersville	Coffeewille	Jordan	48
19	Lay	Demopolis	Gainesville	Harris	Lay	Wilson	47
20	Neely Henry	Mobile Delta	Pickwick	Gainesville	Jordan	Coffeewille	38
21	Coffeewille	Little Bear	Aliceville	Mobile Delta	Harris	Harris	37
22	Wilson	Harris	West Point	Aliceville	Mobile Delta	Gainesville	35
23	West Point	Martin	Wilson	Wilson	Little Bear	Mobile Delta	27

Table 3. Tournament summary for all bass clubs participating in the 1990 B.A.I.T. program.

Club	Tour No	No Men	Success	No Bass	Wt Bass	Bass>5LB	Tot Hrs	% Success	Avg Wt	Bass/Man	Lbs/Man	Hours/ Bass>5LB
8	10	459	344	1008	1547.33	7	5747.7	74.95	1.54	1.75	2.69	821
11	5	125	88	190	292.20	3	1148.0	70.40	1.54	1.66	2.55	383
12	10	192	172	556	965.58	15	2048.0	89.58	1.74	2.71	4.71	137
13	11	167	133	474	737.39	4	1554.0	79.64	1.56	3.05	4.75	389
14	12	592	466	1601	2614.95	13	6563.5	78.72	1.63	2.44	3.98	605
16	1	234	156	395	1201.81	16	2106.0	66.67	3.04	1.88	5.71	132
19	7	311	181	623	1048.05	21	2573.5	58.20	1.68	2.42	4.07	123
21	2	29	17	26	45.56	0	290.0	58.62	1.75	.90	1.57	52
25	1	58	14	115	245.44	9	464.0	24.14	2.13	2.48	5.29	143
26	12	395	316	1239	2013.08	23	3281.0	80.00	1.62	3.78	6.14	192
27	16	244	186	609	916.01	13	2496.0	76.23	1.50	2.44	3.67	141
30	17	306	248	810	1499.92	21	2960.0	81.05	1.85	2.74	5.07	94
32	8	176	143	406	734.94	17	1600.0	81.25	1.81	2.54	4.59	2742
35	10	269	181	520	804.02	1	2742.0	67.29	1.55	1.90	2.93	51
39	1	12	8	37	89.38	2	102.0	66.67	2.42	3.63	8.76	315
40	6	66	48	118	190.69	2	630.0	72.73	1.62	1.87	3.03	708
42	11	207	157	492	775.39	3	2123.0	75.85	1.58	2.32	3.65	167
46	8	130	98	272	400.50	0	1648.0	76.38	1.47	1.76	2.59	384
47	11	228	184	666	992.49	14	2338.0	80.70	1.49	2.85	4.25	186
49	7	74	61	171	257.32	2	768.0	82.43	1.50	2.23	3.35	346
50	7	728	576	2178	3208.38	38	7058.0	79.12	1.47	3.09	4.55	493
52	9	132	75	244	395.53	3	1038.0	56.82	1.62	2.35	3.81	31
58	12	169	112	262	388.77	3	1478.0	66.27	1.65	1.77	2.63	1224
66	1	82	62	170	451.13	25	779.0	75.61	2.65	2.18	5.79	81
74	1	136	90	217	305.66	1	1224.0	66.18	1.41	1.77	2.50	331
76	1	288	220	686	1457.64	32	2592.0	76.39	2.12	2.65	5.62	19
77	1	184	82	298	539.38	5	1656.0	44.57	1.81	1.80	3.26	47
83	2	17	5	12	51.00	7	136.0	29.41	4.25	.88	3.75	107
86	6	84	72	196	361.20	15	700.0	85.71	1.84	2.80	5.16	248
89	17	1262	548	2862	5690.96	107	11447.0	43.42	1.99	2.50	4.97	180
90	4	506	298	1223	1938.23	17	4220.0	58.89	1.58	2.90	4.59	360
92	1	30	6	8	26.25	2	360.0	20.00	3.28	.22	.73	1051
95	10	173	147	362	513.34	5	1799.0	84.97	1.42	2.01	2.85	85
96	12	268	189	541	858.03	2	2101.0	70.52	1.59	2.57	4.08	97
97	2	18	13	30	47.47	0	171.0	72.22	1.58	1.75	2.78	365
98	1	74	32	200	419.56	7	592.0	43.24	2.10	3.38	7.09	62
99	2	113	85	321	373.19	10	969.0	75.22	1.16	3.31	3.85	150
100	5	45	26	102	165.75	1	365.0	57.78	1.63	2.79	4.54	135
101	1	212	138	661	661.44	31	1908.0	65.09	1.00	3.46	3.47	186
102	1	282	200	570	1010.75	15	2256.0	70.92	1.77	2.53	4.48	93
103	1	45	25	268	457.50	3	405.0	55.56	1.71	6.62	11.30	192
104	2	302	146	513	889.85	13	2416.0	48.34	1.73	2.12	3.68	361
105	3	50	49	158	240.71	0	635.0	98.00	1.52	2.49	3.79	85
106	1	31	20	90	145.00	3	279.0	64.52	1.61	3.23	5.20	97
107	1	24	20	35	48.19	1	192.0	83.33	1.38	1.82	2.51	365
108	4	74	68	179	269.63	2	722.0	91.89	1.51	2.48	3.73	62
109	1	68	65	200	438.00	12	1020.0	95.59	2.19	1.96	4.29	128
110	1	16	14	76	112.63	1	128.0	87.50	1.48	5.94	8.80	506
111	1	14	8	13	16.38	0	147.0	57.14	1.18	.88	1.06	327
112	1	11	11	20	36.75	0	132.0	100.00	1.84	1.52	2.78	216
113	2	92	71	124	224	2	1012.0	77.17	1.81	1.23	2.21	548
114	2	69	23	83	113	2	664	33.33	1.36	1.27	1.73	216
115	16	439	327	968	1626.26	19	4084	74.49	1.58	2.37	3.74	548
116	4	57	51	173	232	1	548	89.47	1.34	3.16	4.25	717
200	71	1133	947	3358	4889.11	17	12184.20	83.58	1.46	2.76	4.01	

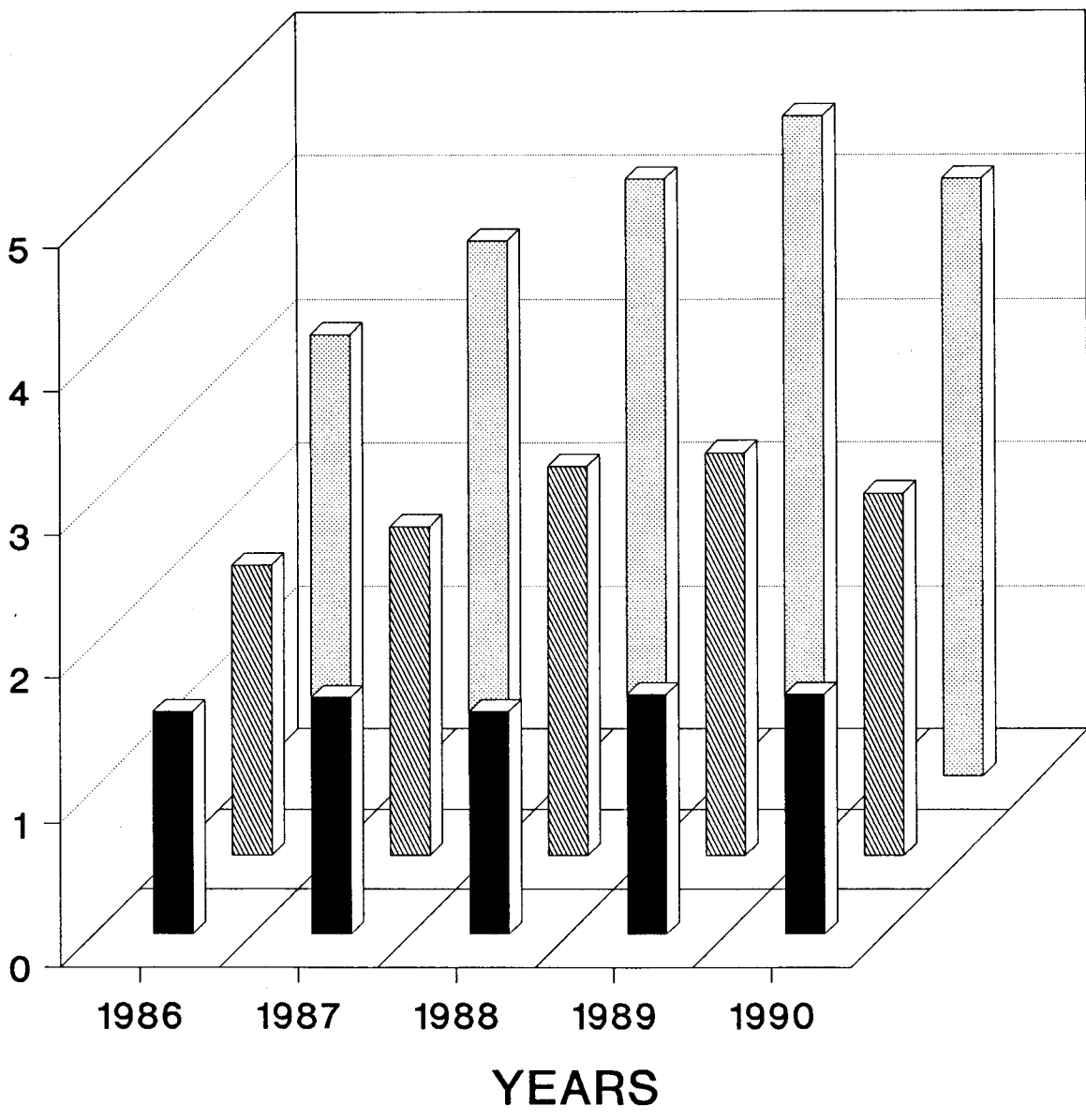
Table 4. Clubs supporting the 1990 B.A.I.T. annual report.

CLUB NAME	ADDRESS	CITY	STATE	ZIP	CLUB REP	PHONE
Birmingham Bass Masters	5712 Desoto Dr.	Pinson	Al	35216	David Woodall	853-2880
Black Warrior Bass Trackers	Rt. 1 Box 282	W. Blockton	Al	35184	Danny Jones	938-7115
Bama Bassmasters	3006 11th Ave. E.	Tuscaloosa	Al	35405	Wayne Lee	556-9762
Friendship Bass Club	230 Inner Circle	Maxwell AFB	Al	36113	Doug Testerman	834-4556
West Alabama Bass Fishermans Assoc.	Rt. Box 104	Cottondale	Al	35453	Hugh W. Blanton	349-1871
Operation Bass Inc.	Route 2, Box 47-B	GilbertsvilleKy	Ky	42044	Dan W. Grimes	362-4880
Goodyear Hunting and Fishing Club	922 E. Meighan Blvd.	Gadsden	Al	35999	David B. Stephens	546-2798
Wiregrass Bassmasters	18 Nininger St.	Ft. Rucker	Al	36362	Tim Brown	598-3350
Telephone Pioneers	1324 4th Ave.	Columbus	Ga	31901	Richard W. Day	576-4098
Bluff City Bassmasters	P. O. Box 793	Eufaula	Al	36027	Bill Thrasher	687-7617
Kowaliga Bassmasters	P. O. Box 716	E. Tallassee	Al	36023	Hank Golden	283-6117
Alabama Bass Association	P. O. Box 30098	Enterprise	Al	36330	John W. Wall	393-4666
River City Bassmasters	Rt. 1 Box 499	Demopolis	Al	36732	Fred Schoenrock	289-4652
Degussa Bass Club	6510 Belle Bayou Drive	Theodore	Al	36582	Mack Lipscomb	443-7517
Lee Bass Masters	P. O. Box 1229	Anniston	Al	36201	J. W. Pekar	831-2501
Alabama Hawg Hunters	4 Timbercrest Circle	Anniston	Al	36206	Earl Andrews	820-1944
Mobile Bass Club	P. O. Box 9104	Mobile	Al	36693	Chipper Mathis	666-2820
Five Flags Bass Club	4485 Yarmouth Pl.	Pensacola	Fl	32514	John R. Rush	478-3517
Hamilton Bassmasters	P. O. Box 1201	Hamilton	Al	35570	Rod Moore	
Bayou Bass Hawks	Rt 9 Box 216 BB	Eight Mile	Al	36613	Derryl Brewer	675-1287
Willingham's Sports	Rt. 1 Box 499	Demopolis	Al	36732	J. R. Willingham	289-4652
Gilbertown Bass Club	Rt. 2 Box 109-1	Gilbertown	Al	36908	Hunter Doggette	843-5670
Uniroyal-Goodrich	Rt. 5 Box 197	Opelika	Al	36801	Dana Watkins	749-1663
Tom Mann's Outdoor Open	Rt. 2 Box 84C	Eufaula	Al	36027	Sone'Kornegay	687-7044
Pickens County Bassmasters	P. O. Box 109	Carrollton	Al	35447	Ricky Nance	367-8327
Confederate Bass Club	2201 Ross Clark	Dothan	Al	36301	Sam Hamm	793-1591
Greensboro Lions	P. O. Box 221	Greensboro	Al	36744	Wayne Faught	624-8104
Pickwick Smallmouth	2713 Central Ave.	Florence	Al	35630	Rick R. Y'Barbo	760-0072
Hollow Stump Hawgers	11500 Al. Hwy. 21 North	Piedmont	Al	36272	Charles Ivey	447-6882
Country Boy Trails	Box 1066	Tifton	Ga	31793	Glenn Nothstein	382-9041
Guns and Dolls	P. O. Box 7097	Indian Lake	Fl	33855	Jane Alford	692-9001
A.B.C.	P. O. Box 20667	Montgomery	Al	36120	Brad Norris	281-4411
Brilliant Bass Club	Rt. 1 Box 197-A	Brilliant	Al	35548	Randy Webster	465-2500
Bama Bassers	618 Larkin Lane	Montgomery	Al	36109	Al Hite	277-3565
Hartselle Bass Club	Rt. 2 Box 454 B	Decatur	Al	35603	Randy Stone	350-2015
Georgia Bass Team Trail	211 Homes Rd.	Woodstock	Ga	30188	Tim Hamby	926-4781
Bass Hunters	3122 Bellanca	Columbus	Ga	31909	Henry L. Gagnon	322-4975
Bama Bass Anglers	1411 Meriwether Rd.	Montgomery	Al	37117	Wayne Edwards	271-4678
Sportsman World	3400 Dawson Rd.	Albany	Ga	31707	Walter Bush	888-1132
Southeast Division N.M.A.	P. O. Box 1340	Enterprise	Al	36330	W. A. Shelton	347-2217
MAD Sportsmen	1708 Montgomery Hwy.	Dothan	Al	36303	Mike Haisten	794-6953
LBTT	P. O. Box 1467	Fayetteville	Ga	30214	Brooks Johnson	461-2758
Fort Mountain Bassmasters	917 Mary Francis St.	Chatsworth	Ga	30705	Larry H. Daniel	695-2377
Lavender Welding	Old Campsite Road	Aliceville	Al	35442	Larry Robins	373-8387
Contel	P. O. Box 40	Reform	Al	35481	George Whitley	375-2200
Bartow Bass	517 Cassville Rd.	Cartersville	Ga	30120	Tony Samford	382-6702
Buddy's Marineland	3800 9th Avenue	Bessemer	Al	35020	Gary S. Mahaffey	425-5205
Spring's Ind.	5th Street	Piedmont	Al	36272	David Rutherford	447-3176
Claiborne Lake	Rt. 9 Box 216 BB	Eight Mile	Al	36613	Darryl Brewer	675-1287
C. R. Bass Anglers	7019 Igon Ferry Rd.	Harrison	Tn	37341	Jack Braley	334-5274
Al. Handicapped Sportmen	44 Huntington Place	Northport	Al	36476	David Sullivan	339-2800
Happy Hookers	337 Davors Drive	Montgomery	Al	36109	Bob Richardson	279-9299
Boeing Bass	130 Timberland Tr.	Madison	Al	35758	Danny Salmon	721-9219
Georgia BASS Federation	West Georgia College	Carrollton	Ga	30118	Dr. Carl Quertermus	

Table 5. Bass eight pounds and larger from 1990 B.A.I.T. tournament reports.

<u>WEIGHT(LBS)</u>	<u>DATE</u>	<u>LOCATION</u>	<u>CLUB</u>
10.38	6/9/90	Eufaula	Confederate Bass Club
9.64	6/17/90	West point	Country Boy Trails
9.38	6/24/90	Eufaula	Sportsman World
9.25	6/30/90	Eufaula	Tom Mann's Outdoor Open
9.06	4/7/90	Aliceville	River City Bassmasters
8.94	6/30/90	Gainesville	Lavender Welding
8.63	9/15/90	Eufaula	Buddy's Marineland
8.60	4/22/90	Eufaula	Country Boy Trails
8.56	3/10/90	Eufaula	Bass Hunters
8.19	4/28/90	Eufaula	Telephone Pioneers
8.15	9/29/90	Guntersville	Goodyear Hunt and Fish
8.13	2/11/90	Eufaula	Operation Bass Inc.
8.09	4/8/90	Eufaula	Georgia Bass Team Trail
8.00	4/28/90	Wheeler	Boeing Bass

FIGURE 1
ANNUAL CATCH FOR B.A.I.T. TOURNAMENTS



■ AVG. WT. ▨ BASS/MANDAY ▩ LBS./MANDAY

FIGURE 2
1990 B.A.I.T. AND B.A.S.S. TOURNAMENTS
GUNTERSVILLE RESERVOIR

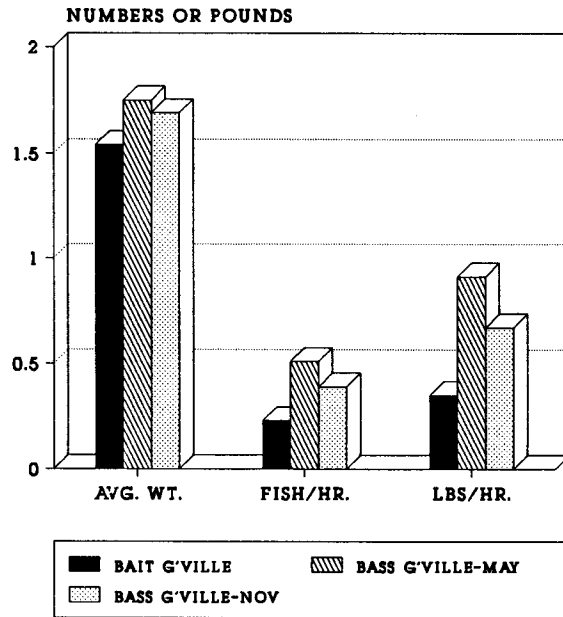


FIGURE 3
1990 B.A.I.T. AND B.A.S.S. TOURNAMENTS
MARTIN RESERVOIR

