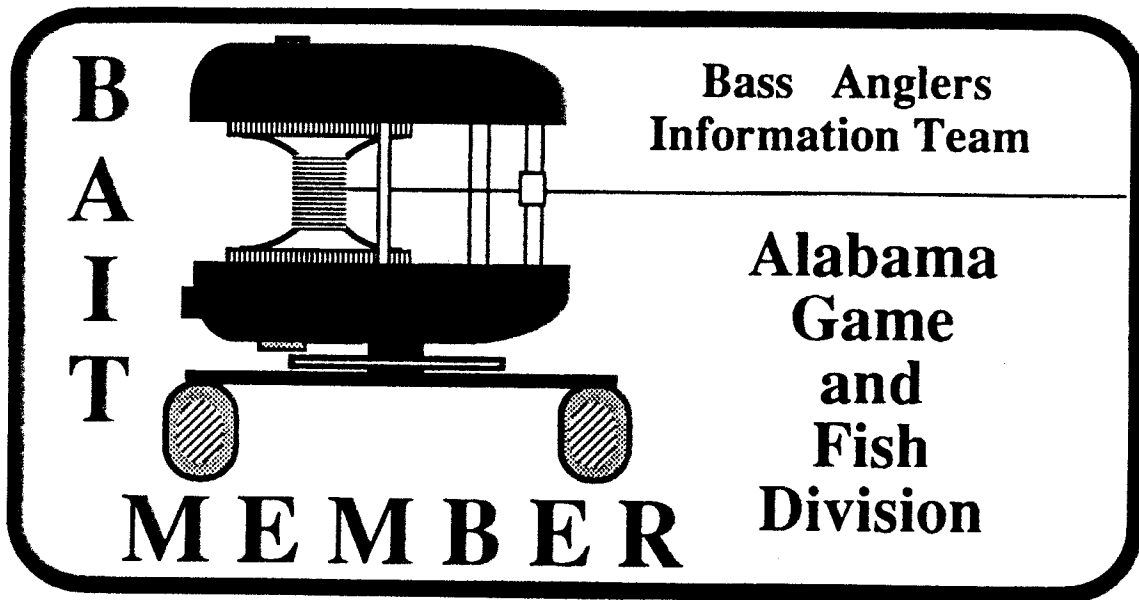


B.A.I.T.

**Bass Anglers Information Team
1993**



Department of Conservation and Natural Resources

Game and Fish Division
Fisheries Section

64 North Union Street, Montgomery, Alabama, 36130

B. A. I. T.
Bass Anglers
Information Team
1993
Annual Report

by
William C. Reeves and James J. McHugh
Alabama Game and Fish Division
Department of Conservation and Natural Resources

*Funded in part by the Federal Aid to Sport Fish
Restoration Program, Alabama DJ/WB Project F-38*

INTRODUCTION

In 1993 the B.A.I.T. program completed eight years of bass tournament summarization. The objective of the program has always been to gather information on bass populations by combining the efforts of bass club members and state fisheries biologists. The B.A.I.T. program summarizes catch data already being collected by participating clubs on reservoir bass populations. These results are used by State fisheries biologists in combination with data from other sources as a basis for fisheries management decisions. Bass fishermen use the report to establish future tournament sites or to locate a reservoir that provides a particular type of fishing action.

Through 1993, 2,974 tournament reports were summarized. More than 150 clubs participated through the first eight years of the program. Bass fishermen have spent 772,541 hours collecting data for this program. They have contributed data from 191,164 bass that weighed 313,098 pounds.

METHODS

Every year an effort has been made to maintain the support of the previous years' clubs and to enlist the support of new clubs through news releases and letters. Participating club officers or tournament directors are sent the previous year's annual report, with tournament report postcards to be completed following each tournament. Clubs are assigned individual numbers to insure confidentiality. As tournament cards are received, they are checked for accuracy and entered into a computer database. Club officers are contacted when data are suspected to be erroneous. Compilation and analysis of the data are performed following receipt of December tournament reports. Statewide information is sorted by reservoir, and by club.

To rank reservoirs, five "fishing quality" indicators were used: percent of successful fishermen (percent of fishermen with one or more bass at weigh-in), bass average weight, number of bass per fisherman-day, pounds of bass per fisherman-day, and hours required to catch a bass five pounds or larger. Since the length of a fishing day varies between tournaments, a fisherman-day is defined as 10 hours of fishing effort. A minimum of five tournaments for an individual reservoir is considered necessary for minimum confidence in each reservoir dataset. Reservoirs with five or more tournament reports are ranked for each of the quality indicators. Values are assigned to each rank and an overall rank is determined for each reservoir by summing the values of the five quality indicators. This ranking system is intended to be a quick reference for club tournament site selection. It is not a "best and worst" list of Alabama reservoirs and should not be interpreted that way.

RESULTS AND DISCUSSION

Bass clubs submitted 558 tournament reports during 1993, making it the most successful year of the program. Club representatives did an excellent job filling out the cards and few reports were rejected due to incomplete or erroneous information. Seventy clubs or tournament organizations provided data in 1993. One-hundred-and-eight tournament reports from Alabama waters were received from Dr. Carl Quertermus of West Georgia College, who summarizes tournament data from the Georgia B.A.S.S. Federation. Without his support and the support of the Georgia Federation, several northeast Alabama reservoirs would not have been well represented in the quality indicator rankings (Table 2). Once again we must stress that reports from more locations increase the capability of the summaries to reflect actual fish population conditions and not just a good or poor day's fishing by one or two clubs.

In 1993, tournament reports were received for 31 bodies of water that were fished 130,485 hours. B.A.I.T. anglers caught 28,884 bass (12 inches and larger) that weighed 48,435 pounds (Table 1). A total of 479 bass five pounds and larger were reported. The number of bass over 8.0 pounds in Table 5 was more than reported 1992 (12 in 1992 and 18 in 1993). Three of these fish were reported by the Uniroyal-Goodrich Bass Club of Opelika, including two during a single tournament on West Point. In that tournament they also reported a fish that weighed just under 8.0 pounds. Not bad for a one day tournament that included only 23 fishermen.

Statewide catch rates for number and pounds of fish declined sharply in 1993 (Figure 1). Part of this can be attributed to imposition of a 16 inch size limit on Eufaula, the reservoir that contributes the most information to the B.A.I.T. program. However, fishing was off on most reservoirs statewide. Natural fluctuations in bass abundance and size structure are the norm, since environmental conditions and fishing pressure vary from year to year.

Seventy clubs or tournament organizations submitted data during 1993. Forty-one clubs submitted five or more tournament reports, compared to 29 clubs in 1992. Twenty-six clubs (twice as many as last year) submitted 10 or more reports (Table 3). Every year, lack of full reporting by some clubs remains a limiting factor in this program. Eighteen contributors submitted only one report. All club representatives should understand that every tournament report is important if this program continues to be successful. A list of clubs contributing tournament results for the 1993 B.A.I.T. report is presented in Table 4.

More tournament reports were received from Logan Martin (49) and Guntersville (47) than any other locations. Eufaula, Harris, Jordan,

Wheeler, Lay, Martin, Millers Ferry, Weiss, West Point and the Mobile Delta each had 20 or more tournament reports (Table 1). Distribution of tournament reports across reservoirs improved significantly from last year. A good distribution of reports provides more representative catch statistics from which meaningful summaries can be prepared.

Of the 31 reservoirs from which reports were received, 25 had five or more tournament reports. The following comments deal with these 25 reservoirs (Table 2). The percent of successful fishermen (those with one or more fish) ranged from 48 at West Point to 84 at Harris. The average weight of bass caught ranged from 1.28 at Harris to 3.44 at Eufaula (16-inch size limit)(Table 1). The statewide average weight was 1.68 pounds and has remained approximately the same since 1989. Catch rates ranged from 0.72 at Eufaula to 3.34 at Martin. Catch rate expressed as pounds per fisherman-day ranged from 1.98 at Smith to 5.05 at Jordan.

Overall, Wheeler was judged the top-ranked reservoir in Alabama, replacing Jordan from last year. The two major Alabama River impoundments, Jones Bluff and Millers Ferry, ranked second and third, with Jordan slipping to fourth place. However, the intent of Table 2 is not to determine the overall "best" reservoir, but to characterize the fishery of each reservoir. As an example, look at the rankings for Harris. It produces high numbers of fish but of relatively low average weight. This results in a moderate ranking for pounds per fisherman-day, the measure most important at weigh-in. Is this good fishing? It depends on who you ask. If you want big fish, Harris is probably not the place to go, but if you want to catch good numbers of fish, its one of the best.

The top ranking of Wheeler in 1993 provides an interesting case study. Fishing pressure and bass harvest on this reservoir are relatively high. This thinning of the bass population leaves fish that are among the fattest and fastest growing in the State. When fish hatched in years with good spawns reach catchable size, fishing is excellent. But when the fishery is dependent on poor spawns, fishing is poor. Wheeler ranked 1st in 1993, but 12th in 1992 and 17th in 1991. This pattern is characteristic of Tennessee River impoundments and was responsible for the recent imposition of a 15 inch size limit on Gunterville and Wilson. This size limit is intended to protect more spawning fish and dampen the drastic fluctuations in fishing quality.

This pattern is not characteristic of all Alabama reservoirs. Harris (as discussed above) produces so many small fish that growth is poor and the fish are thin. That is the reason for the recent imposition of a 13 to 16 inch slot limit. This limit will only function properly if fishermen reduce the number of small fish, so that growth and condition of the remaining fish improves. In this situation, fishermen need to harvest fish smaller than 13 inches.

These concepts of size limits are difficult for many fishermen to interpret because they seem contradictory. Some reservoirs do not need a size limit. Some require a minimum size limit to protect small fish, while others need just the opposite, a slot limit intended to increase the harvest of small fish.

This year we have again included a graphical catch summary for each body of water. The graphs in Appendix A provide you with a historical record of how your favorite waters have performed in the B.A.I.T. program since 1986. A couple words of caution, these graphs are not restricted to bodies of water with five or more tournaments. Data points for some years may be represented by only one tournament or completely absent in some cases. However, those situations are restricted to those waters that generally have not been included in the quality indicator rankings. Secondly, when comparing water bodies, be aware that the scale on the vertical axes have maximum ranges that vary. You can use these graphs to predict 1994 fishing by looking for trends. Note how most reservoirs cycle in a fairly regular pattern.

Table 1. Statewide summary of tournaments for bass clubs participating in the 1993 B.A.I.T. Program

Reservoir	Tourn. Number	Bass Anglers	Success	Bass Number	Bass Weight	Bass > 5LB	Total Hours	Percent Success	Average Weight	Bass per Man-day	Pounds per Man-day	Hours per Bass > 5LB
Aliceville	5	126	83	190	340.01	5	1188.1	65.87	1.79	1.60	2.86	238
Bankhead	2	22	19	70	105.19	2	209.0	86.36	1.50	3.35	5.03	105
Cedar Creek	3	49	37	100	139.73	4	502.0	75.51	1.40	1.99	2.78	126
Clalborne	3	36	28	98	135.63	0	360.0	77.78	1.38	2.72	3.77	598
Coffeaville	13	223	141	345	490.14	3	1794.0	63.23	1.42	1.92	2.73	309
Demopolis	15	409	336	1096	1722.55	13	4018.5	82.15	1.57	2.73	4.29	133
Eufaula	26	1468	775	1265	4354.31	133	17667.0	52.79	3.44	0.72	2.46	280
Gainesville	7	234	172	584	864.83	8	2243.5	73.50	1.48	2.60	3.85	183
Guntersville	47	1010	635	1495	2568.65	39	7147.0	62.87	1.72	2.09	3.59	167
Harding	8	130	100	302	511.92	7	1170.0	76.92	1.70	2.58	4.38	825
Harris	36	680	570	2024	2600.16	8	6599.8	83.82	1.28	3.07	3.94	773
Holt	6	172	121	322	457.94	2	1546.2	70.35	1.42	2.08	2.96	285
Jones Bluff	9	128	103	328	573.38	4	1140.8	80.47	1.75	2.88	5.03	286
Jordan	21	449	334	1082	2020.1	14	3998.8	74.39	1.87	2.71	5.05	434
Lay	31	785	622	2022	3518.46	17	7373.3	79.24	1.74	2.74	4.77	608
Little Bear	3	71	54	139	161.57	1	607.5	76.06	1.16	2.29	2.66	329
Logan Martin	49	1246	924	3061	4985.51	37	12155.5	74.16	1.63	2.52	4.10	579
Martin	38	841	691	2705	3511.05	14	8110.8	82.16	1.30	3.34	4.33	278
Millers Ferry	31	684	565	2029	3559.35	29	8052.0	82.60	1.75	2.52	4.42	1306
Mitchell	15	289	238	737	1215.54	2	2612.0	82.35	1.65	2.82	4.65	4054
Mobile Delta	25	398	249	655	1044.12	1	4054.0	62.56	1.59	1.62	2.58	604
Neely Henry	15	463	366	1114	1762.96	7	4230.0	79.05	1.58	2.63	4.17	490
Pickwick	13	401	251	681	1097.43	8	3919.0	62.59	1.61	1.74	2.80	509
Smith	8	531	356	770	1005.34	10	5086.8	67.04	1.31	1.51	1.98	614
Tuscaloosa	2	63	39	90	121.38	0	525.0	61.90	1.35	1.71	2.31	414
Upper Bear	3	80	42	104	126.81	1	614.0	52.50	1.22	1.69	2.07	275
Warrior	11	261	605	539	858.95	6	2482.5	72.80	1.59	2.17	3.46	207
Weiss	37	750	605	1835	3034.1	27	7429.0	80.67	1.65	2.47	4.08	159
West Point	30	460	219	570	1293.99	21	4342.0	47.61	2.27	1.31	2.98	188
Wheeler	33	659	518	1889	3290.73	42	6679.5	78.60	1.74	2.83	4.93	272
Wilson	13	302	200	643	963.32	14	2627.5	66.23	1.50	2.45	3.67	
Statewide	558	13420	9583	28884	48435.15	479	130484.8	71.41	1.68	2.21	3.71	

Table 2. Ranking by quality indicators for all reservoirs with five or more tournament reports in the 1993 B.A.I.T. program.

Rank	Percent Success	Average Weight	Bass per Man-day	Pounds per Man-day	Hours per Bass > 5LB	Overall	Value
1	Harris	Eufaula	Martin	Jordan	Eufaula	Wheeler	104
2	Millers Ferry	West Point	Harris	Jones Bluff	Wheeler	Jones Bluff	101
3	Mitchell	Jordan	Jones Bluff	Wheeler	Harding	Millers Ferry	96
4	Martin	Aliceville	Wheeler	Lay	Guntersville	Jordan	94
5	Demopolis	Millers Ferry	Mitchell	Mitchell	Wilson	Harding	88
6	Weiss	Jones Bluff	Lay	Millers Ferry	West Point	Lay	88
7	Jones Bluff	Wheeler	Demopolis	Harding	Aliceville	Mitchell	81
8	Lay	Lay	Jordan	Martin	Weiss	Weiss	79
9	Neely Henry	Guntersville	Neely Henry	Demopolis	Millers Ferry	Demopolis	78
10	Wheeler	Harding	Gainesville	Neely Henry	Gainesville	Martin	74
11	Harding	Weiss	Harding	Logan Martin	Jones Bluff	Logan Martin	66
12	Jordan	Mitchell	Millers Ferry	Weiss	Jordan	Harris	65
13	Logan Martin	Logan Martin	Logan Martin	Harris	Demopolis	Neely Henry	64
14	Gainesville	Pickwick	Weiss	Gainesville	Logan Martin	Guntersville	63
15	Warrior	Mobile Delta	Wilson	Wilson	Warrior	Gainesville	62
16	Holt	Warrior	Warrior	Guntersville	Lay	Aliceville	58
17	Smith	Neely Henry	Guntersville	Warrior	Pickwick	Wilson	58
18	Wilson	Demopolis	Holt	West Point	Smith	Eufaula	55
19	Aliceville	Wilson	Coffeerville	Holt	Martin	West Point	55
20	Coffeerville	Gainesville	Pickwick	Aliceville	Coffeerville	Warrior	51
21	Guntersville	Holt	Mobile Delta	Pickwick	Neely Henry	Pickwick	36
22	Pickwick	Coffeerville	Aliceville	Coffeerville	Holt	Holt	34
23	Mobile Delta	Smith	Smith	Mobile Delta	Harris	Coffeerville	27
24	Eufaula	Martin	West Point	Eufaula	Mitchell	Smith	24
25	West Point	Harris	Eufaula	Smith	Mobile Delta	Mobile Delta	23

Table 3. Tournament summary for all bass clubs participating in the 1993 B.A.I.T. program.

Club	Tourn. Number		Bass Anglers		Bass Number		Bass Weight		Number Bass > 5LB		Total Hours		Percent Success		Average Weight		Bass/Man-day		Pounds/Man-day		Hours/Bass > 5LB	
	Number	Bass	Number	Success	Number	Success	Number	Weight	Number	Weight	Hours	Success	Weight	Success	Weight	Man-day	Man-day	Man-day	Man-day	Hours	Hours	
8	9	264	210	574	869.51	5	2851	79.55	1.51	2.01	3.05	570										
12	10	174	139	400	674.58	7	1820	79.89	1.69	2.20	3.71	260										
13	12	202	169	765	1202.52	5	1866	83.66	1.57	4.10	6.45	373										
14	10	462	379	1469	2512.76	17	5570	82.03	1.71	2.64	4.51	328										
19	5	214	130	428	777.46	10	1774	60.75	1.82	2.41	4.38	177										
26	13	367	187	303	818.83	20	2970	50.95	2.70	1.02	2.76	149										
27	14	239	204	693	1107.78	6	2330	85.36	1.60	2.97	4.75	388										
30	21	594	468	2012	3934.24	52	5616	78.79	1.96	3.58	7.01	108										
32	3	43	34	109	182.95	0	389	79.07	1.68	2.81	4.71											
42	6	119	90	253	390.13	0	1153	75.63	1.54	2.19	3.38											
46	10	127	89	261	369.49	0	1440	70.08	1.42	1.81	2.57											
47	1	18	7	36	52.44	0	171	38.89	1.46	2.11	3.07											
52	9	159	93	207	317.88	1	1272	58.49	1.54	1.63	2.50	1272										
53	12	216	170	476	710.70	4	2185	78.70	1.49	2.18	3.25	546										
58	12	219	158	409	743.71	16	2200	72.15	1.82	1.86	3.38	137										
76	6	54	45	138	207.44	0	497	83.33	1.50	2.78	4.17											
79	11	294	223	620	914.80	2	2647	75.85	1.48	2.34	3.46	1324										
88	7	77	31	93	119.18	1	586	40.26	1.28	1.59	2.03	586										
90	5	738	548	999	1907.99	25	5904	74.25	1.91	1.69	3.23	236										
96	4	86	69	252	391.06	0	688	80.23	1.55	3.66	5.68											
100	108	1826	1488	5581	7866.60	35	20222	81.49	1.41	2.76	3.89	578										
105	2	43	30	118	181.46	1	556	69.77	1.54	2.12	3.26	556										
114	11	165	123	413	661.12	6	1320	74.55	1.60	3.13	5.01	220										
115	13	284	155	388	772.90	13	2743	54.58	1.99	1.41	2.82	211										
116	10	175	152	414	666.84	2	1692	86.86	1.61	2.45	3.94	846										
124	1	42	12	23	84.38	3	399	28.57	3.67	0.58	2.11	133										
127	13	335	229	635	1025.26	16	2842	68.36	1.61	2.23	3.61	178										
128	1	211	139	146	517.06	15	1899	65.88	3.54	0.77	2.72	127										
136	6	193	126	407	559.64	5	1742	65.28	1.38	2.34	3.21	348										
137	2	38	27	74	92.13	1	323	71.05	1.25	2.29	2.85	323										
139	8	90	67	324	502.65	6	881	74.44	1.55	3.68	5.71	147										
143	14	402	313	809	1240.76	7	3487	77.86	1.53	2.32	3.56	498										
144	7	136	101	337	554.55	5	1604	74.26	1.65	2.10	3.46	321										
146	1	276	200	362	419.38	8	2484	72.46	1.16	1.46	1.69	311										
152	1	48	28	114	226.65	4	456	58.33	1.99	2.50	4.97	114										
153	1	148	80	247	404.78	2	1776	54.05	1.64	1.39	2.28	888										
158	1	54	25	128	180.63	1	486	46.30	1.41	2.63	3.72	486										

Table 3 (cont.). Tournament summary for bass clubs participating in the 1993 B.A.I.T. program.

Club	Tourn. Number	Bass Anglers	Success	Bass		Total Hours	Percent Success	Average Weight	Bass/		Hours/
				Number	Weight				Man-day	Man-day	
163	2	36	28	90	89.57	0	77.78	1.00	3.13	3.11	1232
167	10	122	105	487	915.88	1	86.07	1.88	3.95	7.43	264
169	11	251	171	408	612.27	9	68.13	1.50	1.72	2.57	119
171	1	17	14	36	43.66	0	82.35	1.21	1.76	2.14	156
172	10	112	65	168	355.32	9	58.04	2.12	1.57	3.31	917
174	1	52	52	212	394.19	3	100.00	1.86	4.53	8.42	504
176	6	176	140	563	868.49	2	79.55	1.54	3.07	4.74	157
177	5	70	42	79	120.57	0	60.00	1.53	1.25	1.91	159
178	12	337	224	838	1332.15	6	66.47	1.59	2.77	4.41	185
179	1	300	200	457	1641.81	46	66.67	3.59	0.63	2.28	373
180	4	635	430	933	1985.21	36	67.72	2.13	1.63	3.47	322
181	3	38	16	33	65.07	2	42.11	1.97	0.89	1.76	162
182	1	20	14	27	56.06	0	70.00	2.08	1.69	3.50	521
183	12	259	156	366	484.26	6	60.23	1.32	1.64	2.16	719
184	15	282	227	657	1017.03	7	80.50	1.55	2.91	3.43	86
185	1	36	16	43	102.63	2	44.44	2.39	1.33	5.66	145
186	5	40	28	91	179.32	1	70.00	1.97	1.75	6.41	64
187	12	201	132	471	739.84	3	65.67	1.57	2.18	3.23	93
188	7	71	56	163	292.95	6	78.87	1.80	3.15	3.39	130
189	1	17	17	54	92.69	1	100.00	1.72	3.74	1.00	170
190	1	8	4	9	20.69	1	50.00	2.30	1.41	3.65	217
191	10	98	65	162	283.52	9	66.33	1.75	1.94	3.88	204
192	1	130	21	25	103.56	8	16.15	4.14	0.24	4.67	344
193	1	20	16	39	62.00	1	80.00	1.59	2.29	1.90	555
194	2	24	17	28	26.06	0	70.83	0.93	1.94	2.29	168
195	15	325	161	303	504.34	6	49.54	1.66	2.33	3.88	
196	5	102	73	166	285.63	3	71.57	1.72	2.71	4.67	
197	1	24	13	21	36.56	0	54.17	1.74	1.09	1.90	
198	1	16	15	56	78.75	1	93.75	1.41	1.63	2.29	
199	14	373	254	703	1175.58	6	68.10	1.67	2.11	3.53	
201	4	40	33	74	136.94	0	82.50	1.85	1.94	3.58	
202	3	56	40	105	170.31	3	71.43	1.62	2.08	3.38	

Table 4. Clubs supporting the 1993 B.A.I.T. annual report.

CLUB NAME	ADDRESS	CITY	STATE	ZIP	CLUB REP	PHONE
AHA BASS TOURNAMENT	1601 WILDWOOD STREET SW	CULLMAN	AL	35055	DON HUBBARD	734-7877
ALA-TENN BASS CLUB	117 PARK STREET	LORETTO	TN	38469	GERALD THIGPEN	853-6471
ALABAMA BASS ASSOCIATION	BOX 30098	ENTERPRISE	AL	36330	JOHN WALL	393-4666
ALABAMA BASS FEDERATION	PO BOX 190	NOTASULGA	AL	36866	AL REDDING	257-3170
ATMORE BASS CLUB	1159 MEDICAL PARK DR	ATMORE	AL	36502	JOE MURA	368-5317
BAMA BASSERS	4329 LAREDO COURT	MONTGOMERY	AL	36109	STEVE THRASH	272-7411
BAMA BASSMASTERS	2913 1/2 MAIN AVENUE	NORTHPORT	AL	35476	WALTER KARR	339-5727
BARTLETT BASSMASTERS	6592 CRYSTAL HILL DR	MEMPHIS	TN	38141	JERRELL MOSS	362-1315
BASS	5845 CARMICHAEL RD	MONTGOMERY	AL	36117	TRIP WELDON	272-9530
BASS HUNTERS OF COLUMBUS	7649 NORTHFIELD DRIVE	COLUMBUS	GA	31909	KENNY DANIEL	660-1617
BIG RIVER BASSMASTERS	ROUTE 4 BOX 52	TUSCUMBIA	AL	35674	JEFF DEVANEY	381-5478
BIOLOGY DEPARTMENT	WEST GEORGIA COLLEGE	CARROLLTON	GA	30118	DR CARL QUERTERMUS	
BIRMINGHAM BASS MASTERS	4316 WOODLAND HILLS CIRCLE	PINSON	AL	35126	MIKE EVANS	681-0890
BLACK WARRIOR BASS TRACKERS	5514 SUMMERFIELD DRIVE EAST	TUSCALOOSA	AL	35404	CHARLIE TIDMORE	553-2919
BLACK WATER BASS CASTERS	322 SOUTH MAGNOLIA	LAUREL	MS	39440	VERNON MCCREE	425-4852
BLUFF CITY BASSMASTERS	P O BOX 793	EUFALA	AL	36072	DAVID HINES	687-7617
BOEING BASS	P O BOX 6	CAPSHAW	AL	35742	DANNY SALMON	837-9876
BOUGE HOMA BASS BUSTERS	PO BOX 6290	LAUREL	MS	39441	DAVID LAPAN	425-4554
BREWTON BASSMASTERS	200 1/2 HIGHWAY 31 S	BREWTON	AL	36426	PHILLIP HOOMES	867-5953
BRIDGEPORT BASS CLUB	PO BOX 654	BRIDGEPORT	AL	35740	COLIN C CHAPMAN	495-2842
BUDWEISER TOURNAMENT	400 N PERRY ST	MONTGOMERY	AL	36104	EDDIE WALKER	263-1681
CENTERCREST BAPTIST	122 12th COURT NW	BIRMINGHAM	AL	35215	GARY RUSH	854-7935
CHEAHA BASS CLUB	P O BOX 1083	ASHLAND	AL	36251	JEFF COLBURN	354-4899
CLAY COUNTY BASS BUSTERS	GRIFFIN AVENUE	LINEVILLE	AL	36266	KEITH FRYE	396-5484
CONFEDERATE BASS MASTERS	129 WARWICK DR	PRATTVILLE	AL	36066	SKIP BEAIRD	361-0459
DALLAS COUNTY BASS MASTERS	P O BOX 371	SELMA	AL	36701		872-5915
DIXIE BANDITS	P O BOX 761	ATMORE	AL	36504	JESSE WESTMEYER	368-5003
DIXIE BASS ANGLERS	1117 27 1/2 STREET	TUSCALOOSA	AL	35401	DAVID CARROLL	758-2626
FAB ARC BASSMASTERS	BOX 606	ANNISTON	AL	36201	BUDDY CARDEN	831-8770
FIVE FLAGS BASS CLUB	524 CHASEVILLE STREET	PENSACOLA	FL	32507	WAYNE LASSITTER	455-9084
FORT MOUNTAIN BASSMASTERS	917 MARY FRANCIS STREET	CHATSWORTH	GA	30705	LARRY DANIEL	695-2377
FRIENDSHIP BASS CLUB	3231 COVERED BRIDGE DRIVE	MONTGOMERY	AL	36116	SCOTT BEALL	272-6877
GILBERTOWN BASS CLUB	P O BOX 96	GILBERTOWN	AL	36908	JEFF DONALD	843-2219
GOODYEAR HUNTING AND FISHING CLUB	922 E MEIGHAN BLVD	GADSDEN	AL	35999	DAVID B STEPHENS	546-2798
GREENSBORO LIONS CLUB	803 FIRST STREET	GREENSBORO	AL	36744	ROB STRINGFELLOW	624-7812
GUNTERSVILLE BASSMASTERS	RT 3 BOX 170A	ATHENS	AL	35611	LES CUNNINGHAM	232-1470
GUYS AND DOLLS	P O BOX 816	PALMETTO	GA	30268	SANDRA COURSEY	463-4652

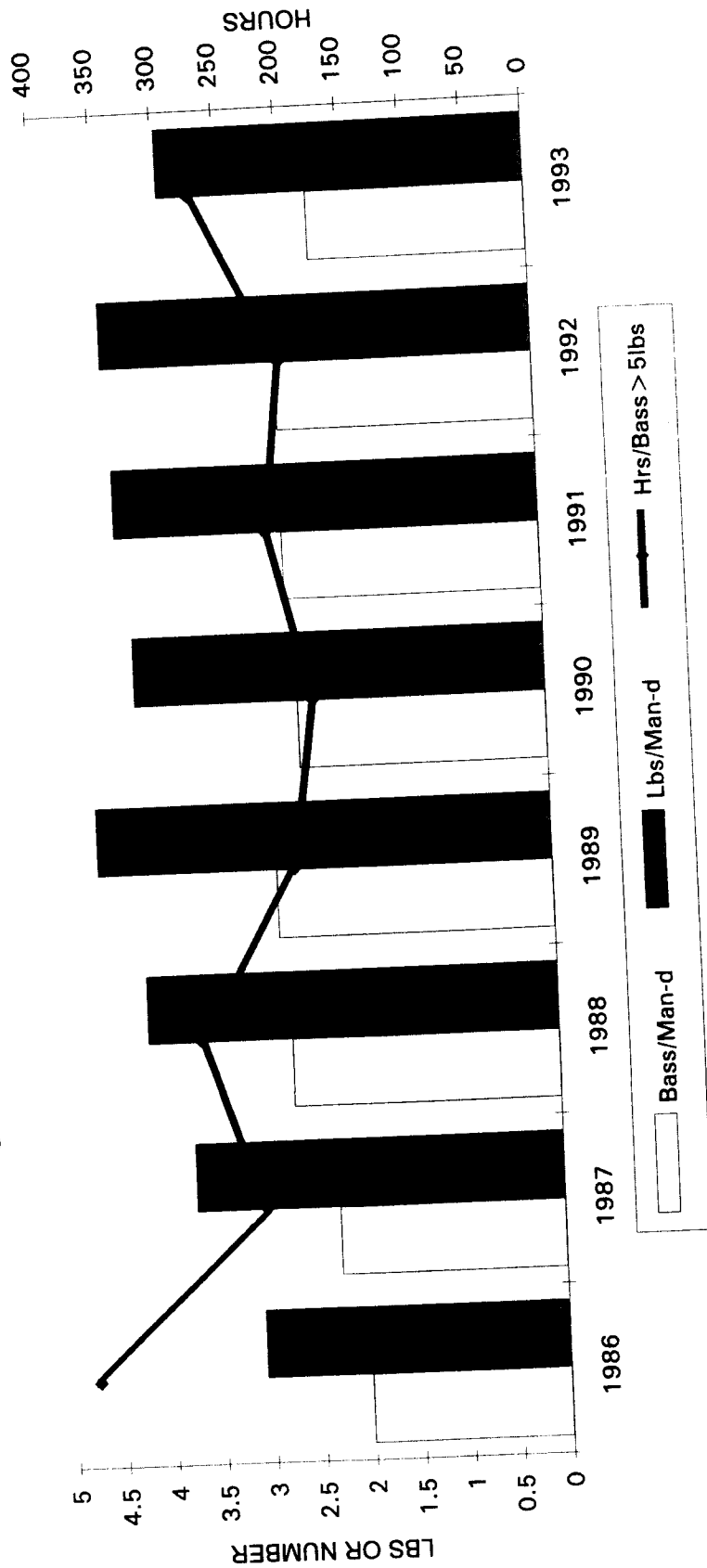
Table 4 (cont.). Clubs supporting the 1993 B.A.I.T. annual report.

CLUB NAME	ADDRESS	CITY	STATE	ZIP	CLUB REP	PHONE
HAMILTON BASSMASTERS	P O BOX 1201	HAMILTON	AL	35570	STEVE AVERY	921-4666
HAPPY HOOKERS	512 FREEMAN AVE	TALLASSEE	AL	36078	STEVE GROOMS	283-4743
HEART OF DIXIE BASS CLUB	ROUTE 2 BOX 234B	DECATUR	AL	35603	SPENCER GLASGOW	355-3073
HENRY OIL BASS CLASSIC	BOX 501	JASPER	AL	35501	MORRIS KNOTT	221-9427
HOLLOW STUMP HAWGERS	11500 AL HIGHWAY 21 NORTH	PIEDMONT	AL	36272	CHARLES IVEY	447-6882
KOPPERS INDUSTRIES INC	2134 KOPPERS DR	DOLOMITE	AL	35061	PAUL L WALKER	744-5653
KOWALIGA BASSMASTERS	26 RICHARD STREET	TALLASSEE	AL	36078	HANK GOLDEN	283-6555
LAFAYETTE BASS CLUB	1314 FERNWOOD DRIVE	LAFAYETTE	GA	30728	EDWARD SUDDETH	638-7201
LAVENDER WELDING	BOX 441	ALICEVILLE	AL	35442	LARRY ROBBINS	373-8387
LINCOLN BASS CLUB	424 MARY JO LANE	LINCOLN	AL	35096	DONNIE SIMS	763-2493
LITTLE DIXIE BASS	P O BOX 4172	ALBANY	GA	31706	OTHO SANDERS	888-2009
LOCK 5 FIRE DEPARTMENT	ROUTE 3 BOX 353D	GREENSBORO	AL	36744	MIKE BLUM	624-1927
LOGAN MARTIN BASSMASTERS	1235 LOGAN MARTIN DAM ROAD	VINCENT	AL	35178	CORNEL POCHE	672-0310
MOBILE BASS	BOX 9104	MOBILE	AL	36691	CHIPPER MATHIS	666-2820
NATIONAL MANAGEMENT ASSOC	P O BOX 1209	EUFULA	AL	36072	CRAIG HARRIS	687-3521
OPERATION BASS INC	RT 2 BOX 74 B	GILBERTSVILLE	KY	42044	CHARLIE EVANS	362-488
RIVER CITY BASSMASTERS	314 WEST PETTUS STREET	DEMOPOLIS	AL	36732	TOM ALLEN	289-4698
ROCKET CITY BASSMASTERS	RT 2 BOX 234 B	DECATUR	AL	35603	SPENCER GLASGOW JR	355-3073
SILVERHILL BASS ANGLERS	PO BOX 282	SILVERHILL	AL	36576	PAUL C HELTON	947-3446
SMITH LAKE BASS	RT 1 BOX 548	DOUBLE SPRINGS	AL	35553	RAY HOOD	489-5509
SOUTHERN BASS ANGLERS	510 GARY DRIVE	MOUNT OLIVE	AL	35117	ALAN K CARTER	325-3889
SPIDLE BASS CLUB	PO BOX 143	WHATLEY	AL	36482	BOB SPIDLE	275-8130
SYLACAUGA BASS ANGLERS	250 UPPER LAKE TATE ROAD	SYLACAUGA	AL	35150	TERRY PARNELL	245-5108
TAC ALLOY	RT 1 BOX 104	BRIDGEPORT	AL	35740	COLIN C CHAPMAN	495-2842
TELEDYNE BROWN BASS CLUB	112 ASHEVILLE DR	HUNTSVILLE	AL	35811	JOHN KRAMER	851-6688
TENNESSEE RIVER BASS CLUB	110 GRADY STREET	TUSCUMBIA	AL	35674	MIKE RACKLEY	381-5205
TENNESSEE VALLEY BASS ANGLERS	ROUTE 2 BOX 452-C	DECATUR	AL	35603	LARRY CLARK	353-4896
UNION CAMP EMPLOYEES	1984 SUNCREST DR	PRATTVILLE	AL	36067	WILLIE LEE	365-4718
UNIROYAL-GOODRICH	750 LEE ROAD 852	OPELIKA	AL	36801	DANA WATKINS	749-1663
UNIV ALABAMA BASS ASSOC	12269 VIEWPOINT ROAD	NORTHPORT	AL	35476	BILLY HOGGLE	348-8703
UPPER BEAR CREEK BASSMASTERS	RT 1 BOX 548	DOUBLE SPRINGS	AL	35553	RAY HOOD	489-2713
WEST AL BASS FISHERMENS ASSOC	12557 HAMNER ACRES ROAD	NORTHPORT	AL	35476	BILLY PERKINS	345-8336
WEST ALABAMA TOURNAMENT TRAIL	3877 BRENTWOOD STREET	NORTHPORT	AL	35476	BOB HALE	339-6273

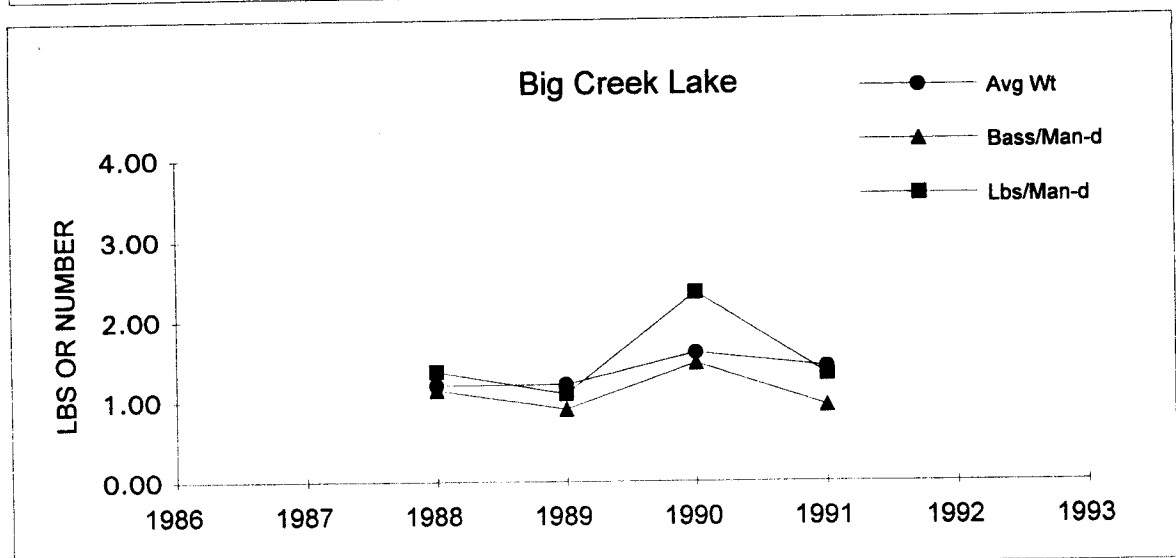
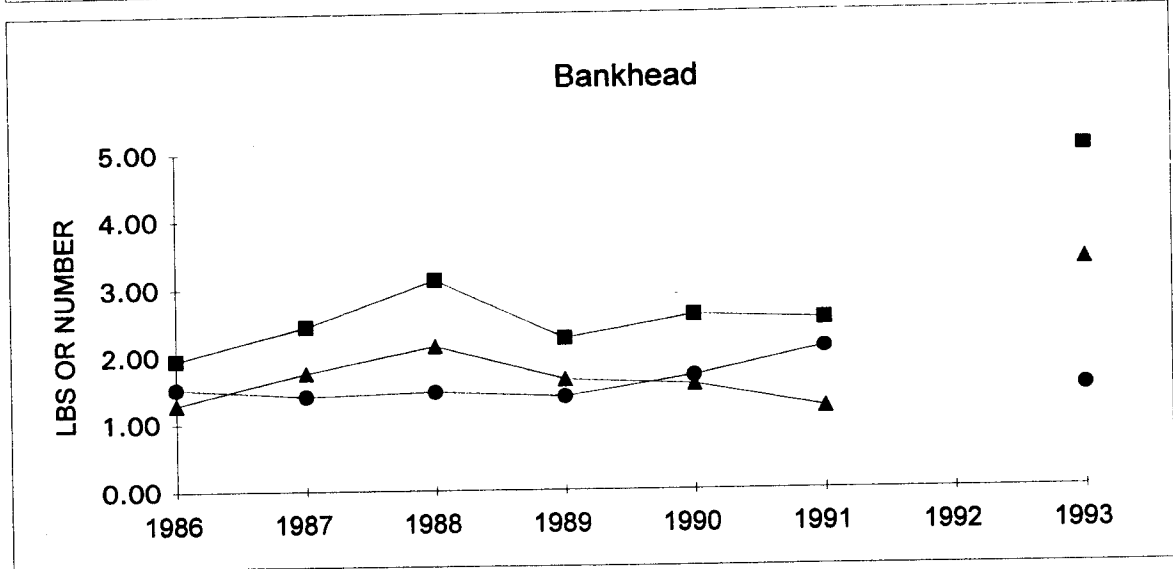
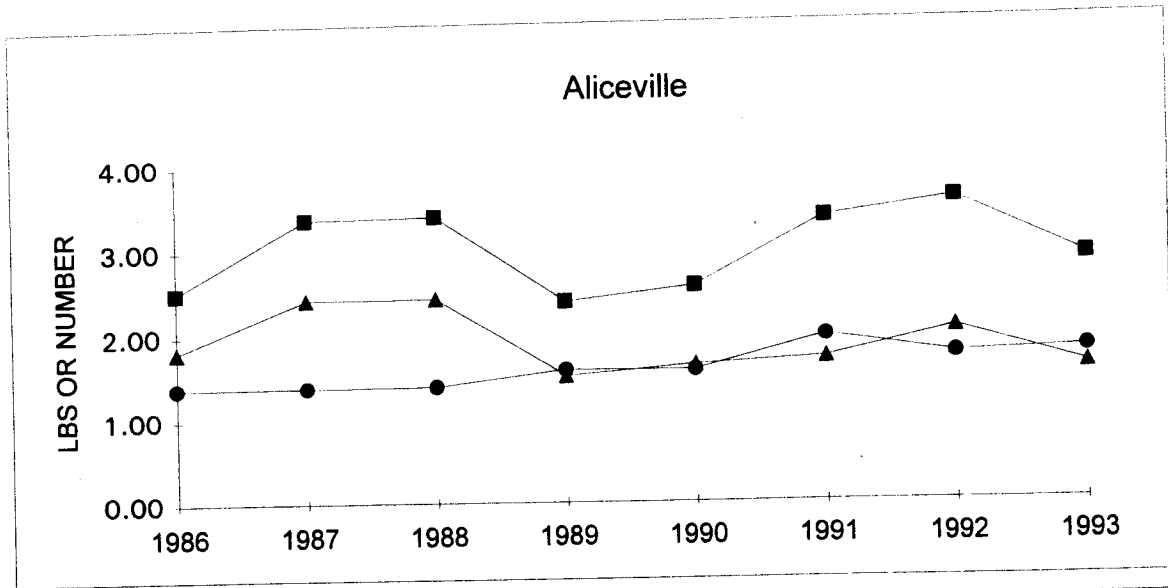
Table 5. Bass eight pounds and larger from 1993 B.A.I.T. tournament reports.

WEIGHT(LBS)	DATE	LOCATION	CLUB
9.75	17-Feb	Eufaula	B.A.S.S.
9.04	15-Feb	West Point	Uniroyal-Goodrich
9.00	1-May	Eufaula	National Management Association
9.00	24-Apr	Guntersville	Guys and Dolls
8.88	15-Aug	Guntersville	Tennessee Valley Bass Anglers
8.88	18-Apr	Harris	Georgia Bass Federation
8.81	12-Jan	Harris	Clay County Bass Busters
8.50	15-Feb	West Point	Uniroyal-Goodrich
8.50	6-Nov	Weiss	Georgia Bass Federation
8.44	24-Apr	Eufaula	Bluff City Bassmasters
8.44	4-Jan	Eufaula	Operation Bass Inc.
8.38	13-Nov	Eufaula	Georgia Bass Federation
8.31	20-Mar	Guntersville	Heart of Dixie Bass Club
8.31	2-May	Harris	Clay County Bass Busters
8.26	8-May	Eufaula	Alabama Bass Federation
8.25	13-Jun	Eufaula	Bass Hunters of Columbus
8.19	9-Apr	Wheeler	Uniroyal-Goodrich
8.00	16-Jan	Martin	Happy Hookers

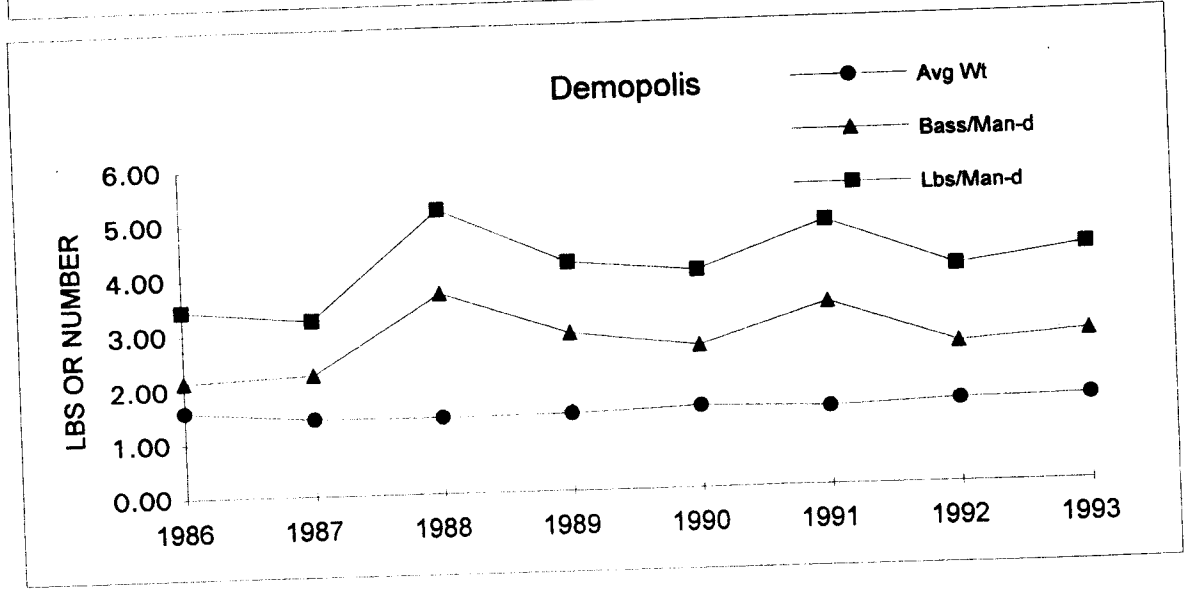
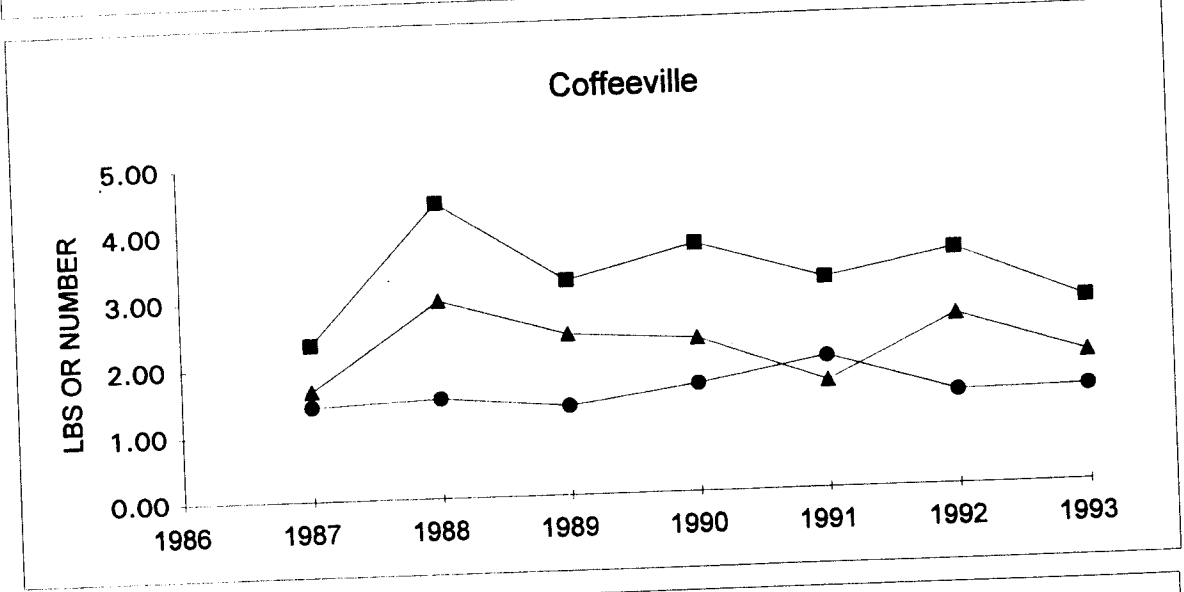
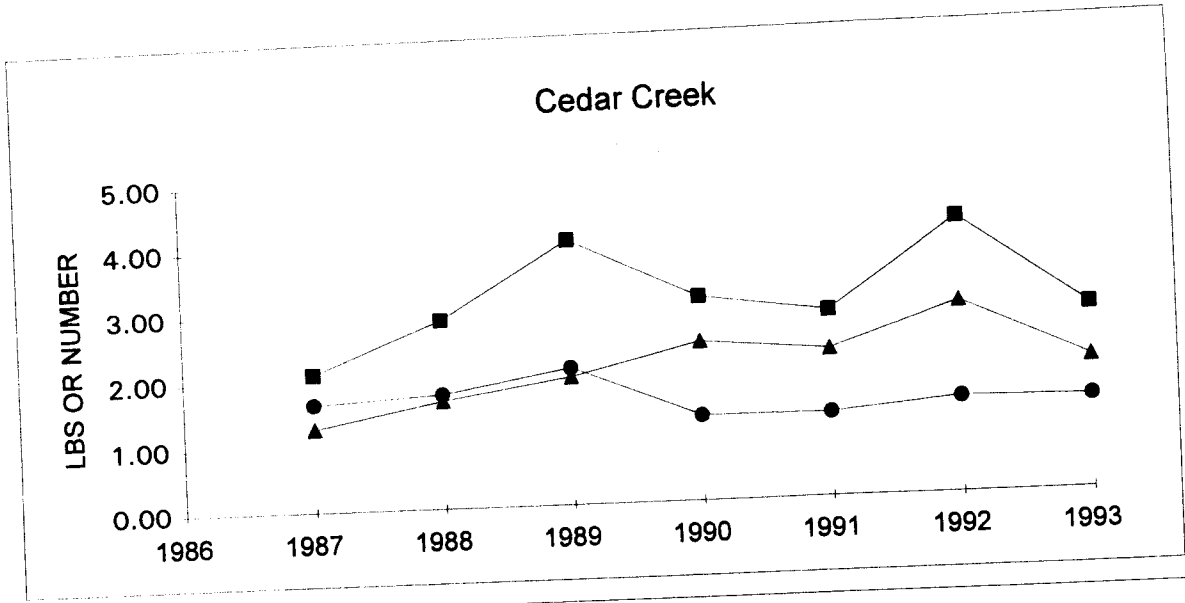
Figure 1. Annual catch for B.A.I.T. tournaments



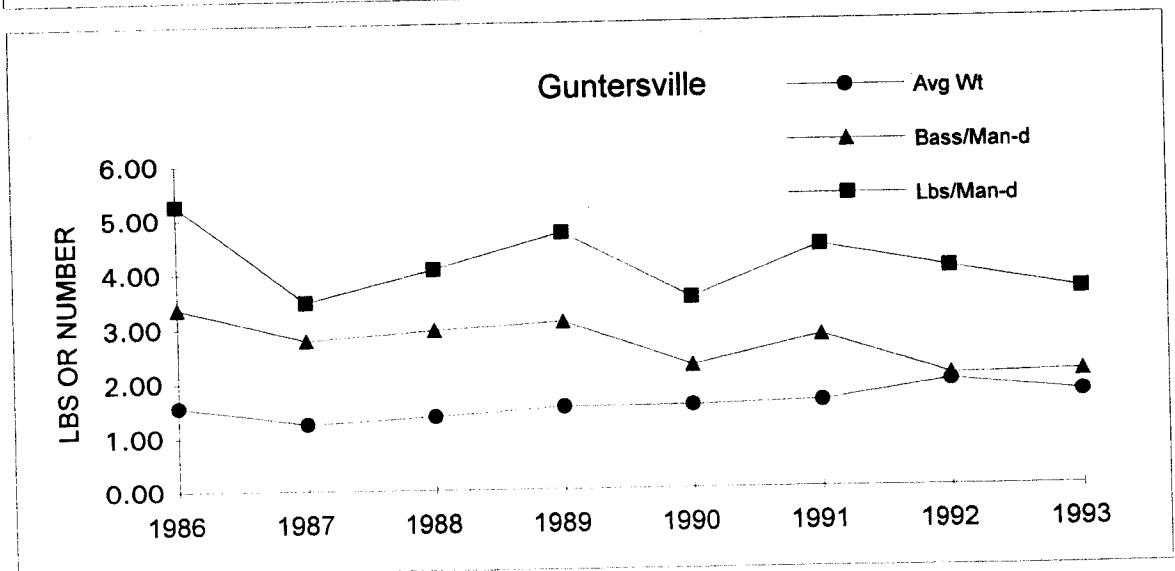
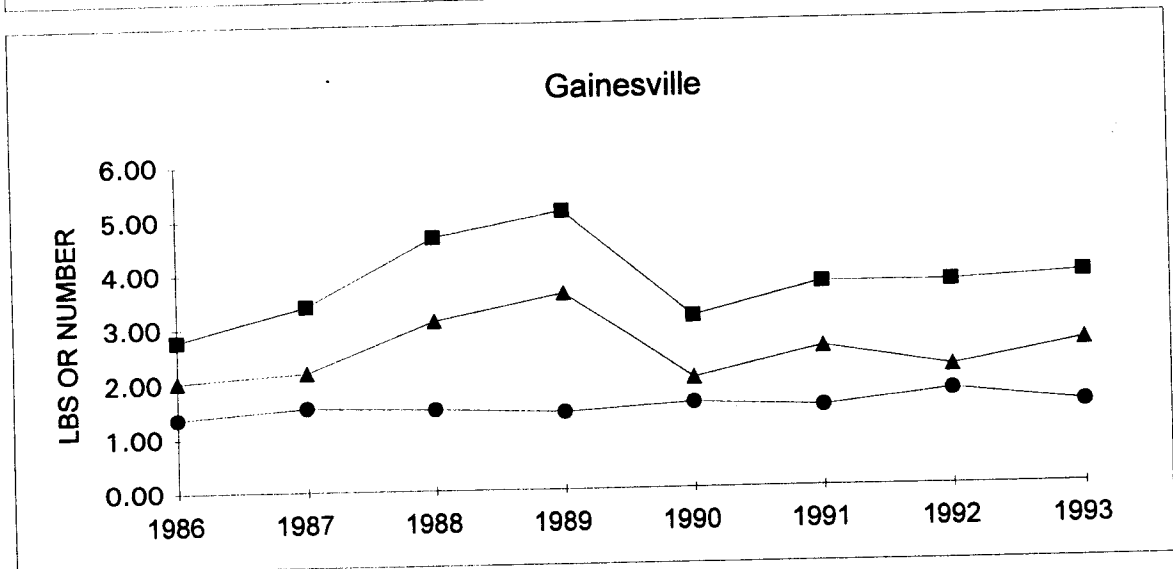
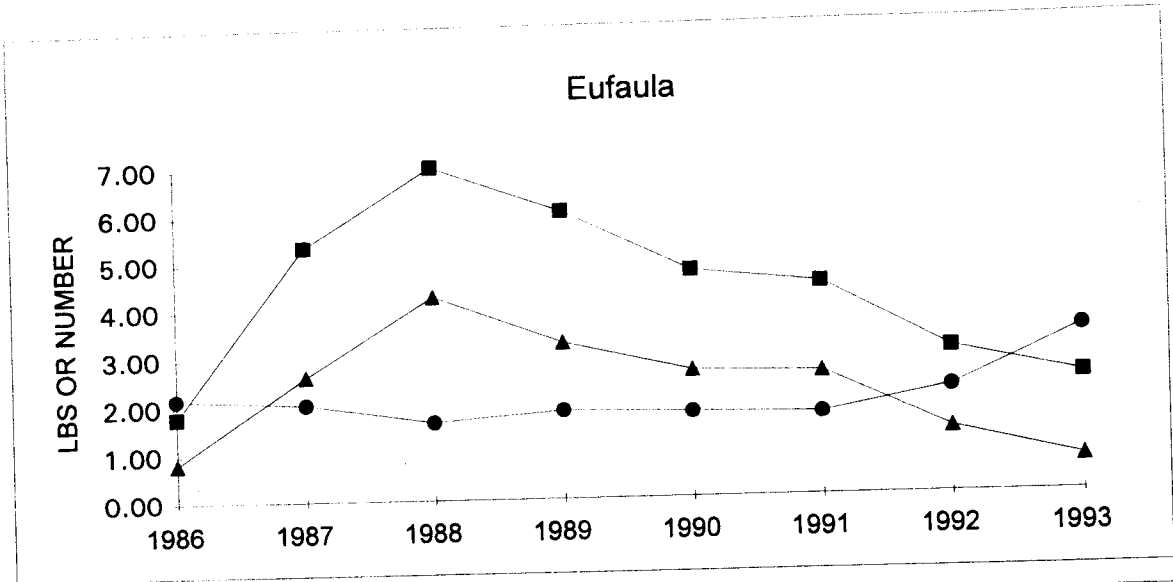
Appendix A



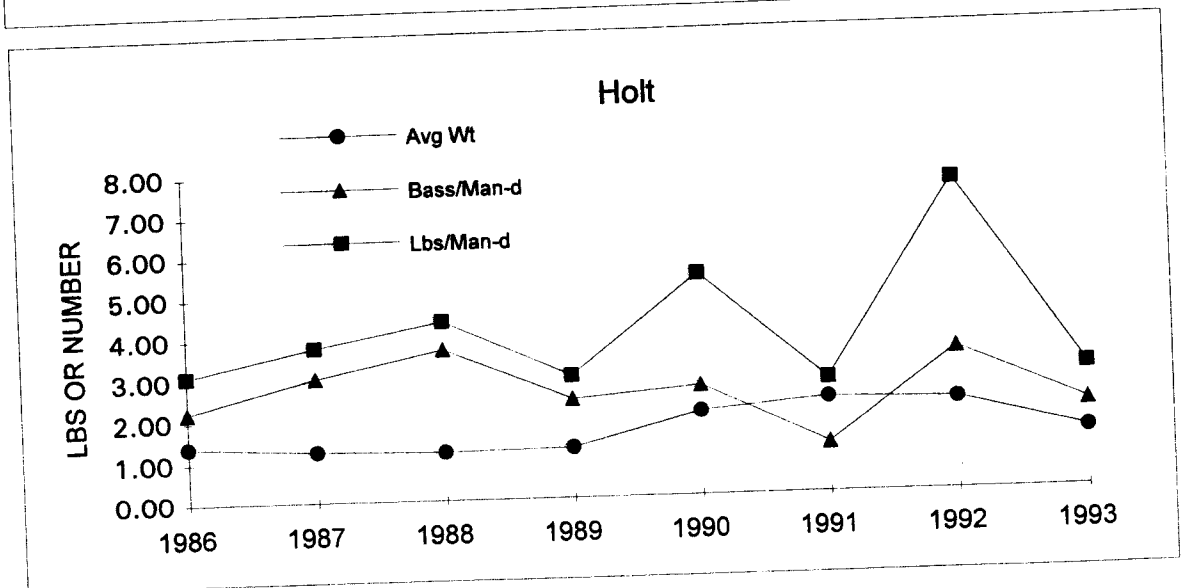
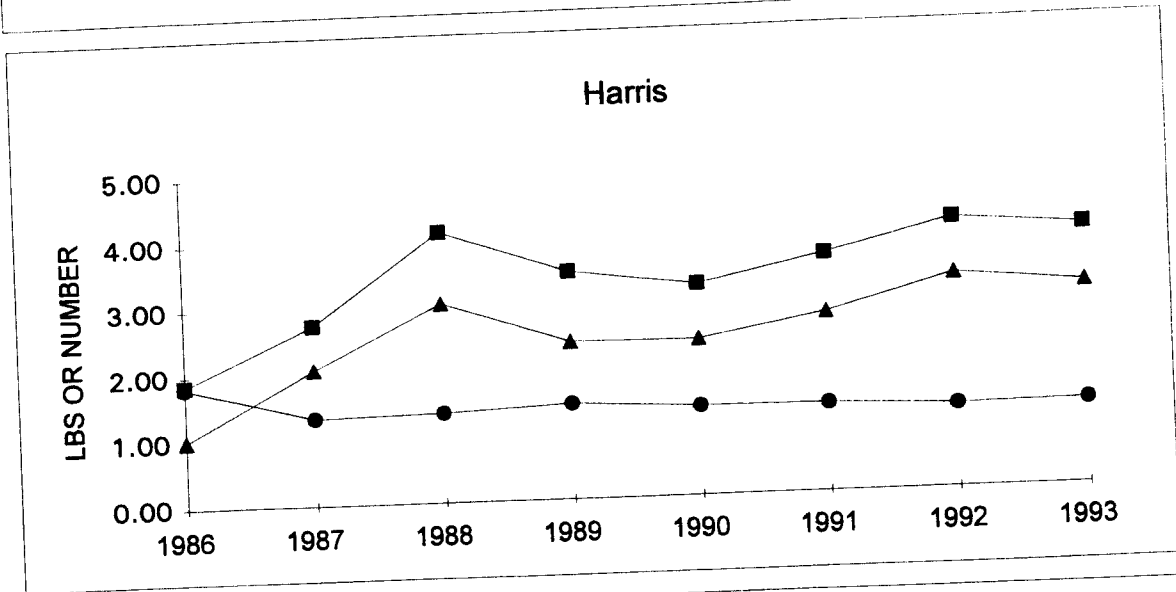
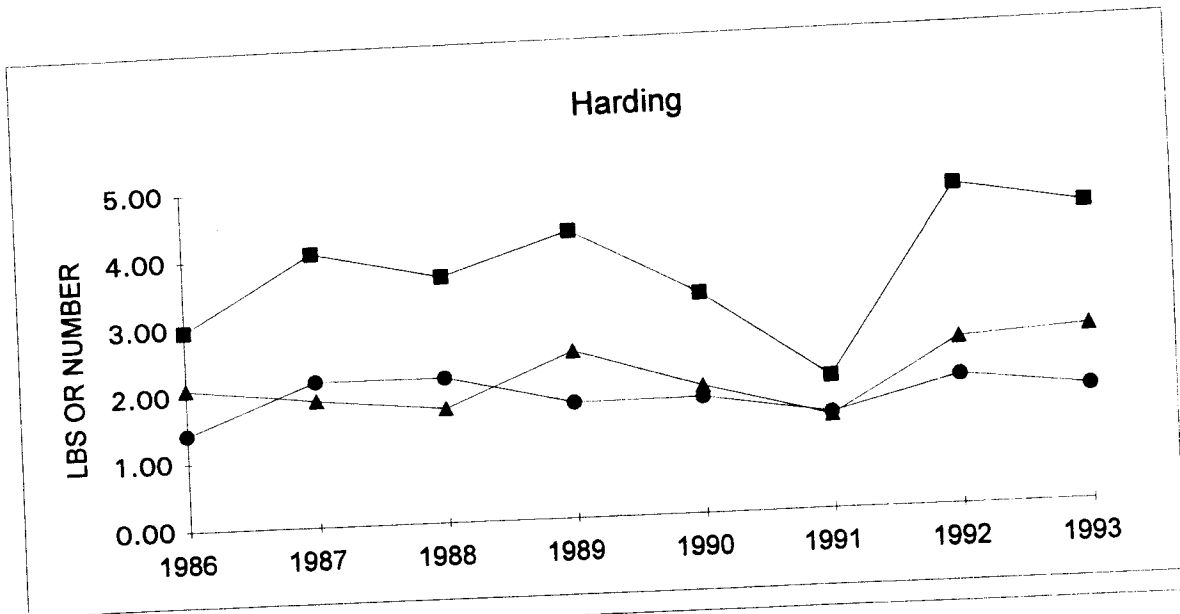
Appendix A



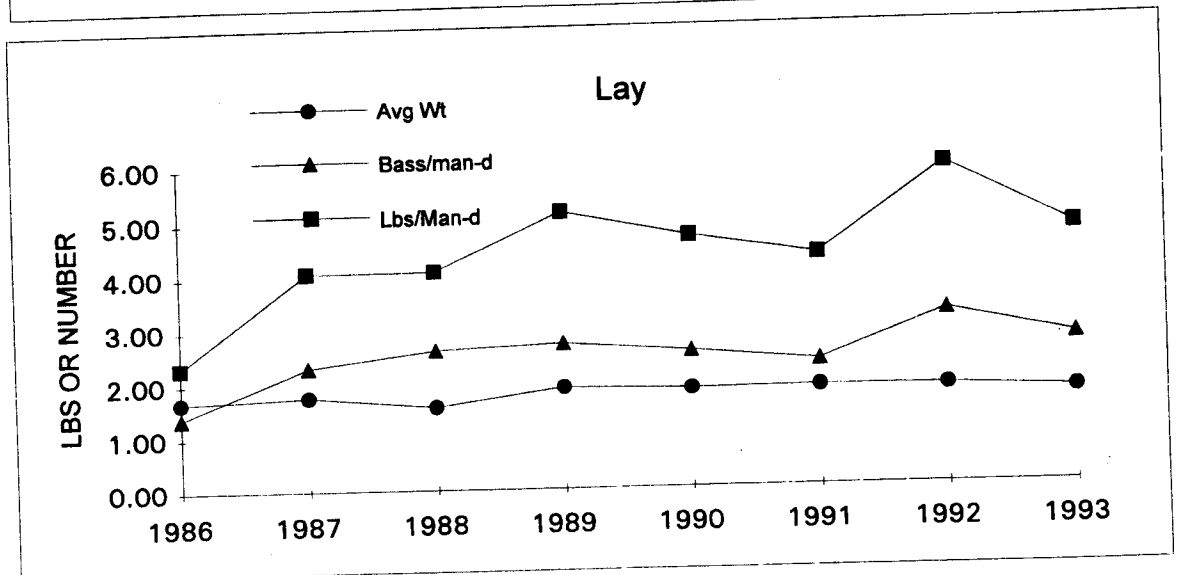
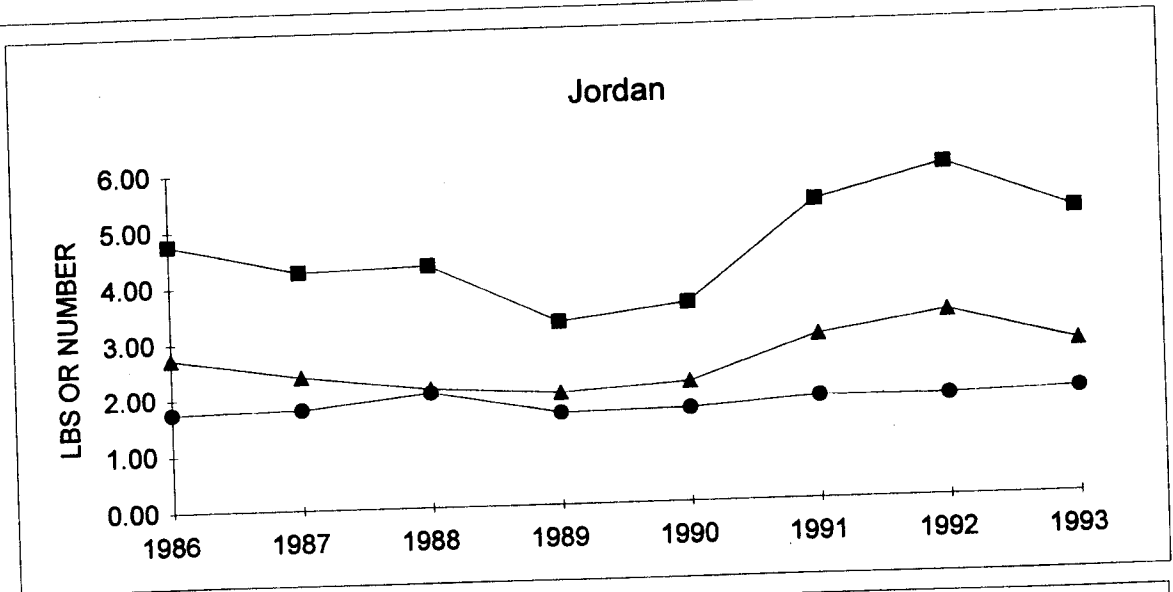
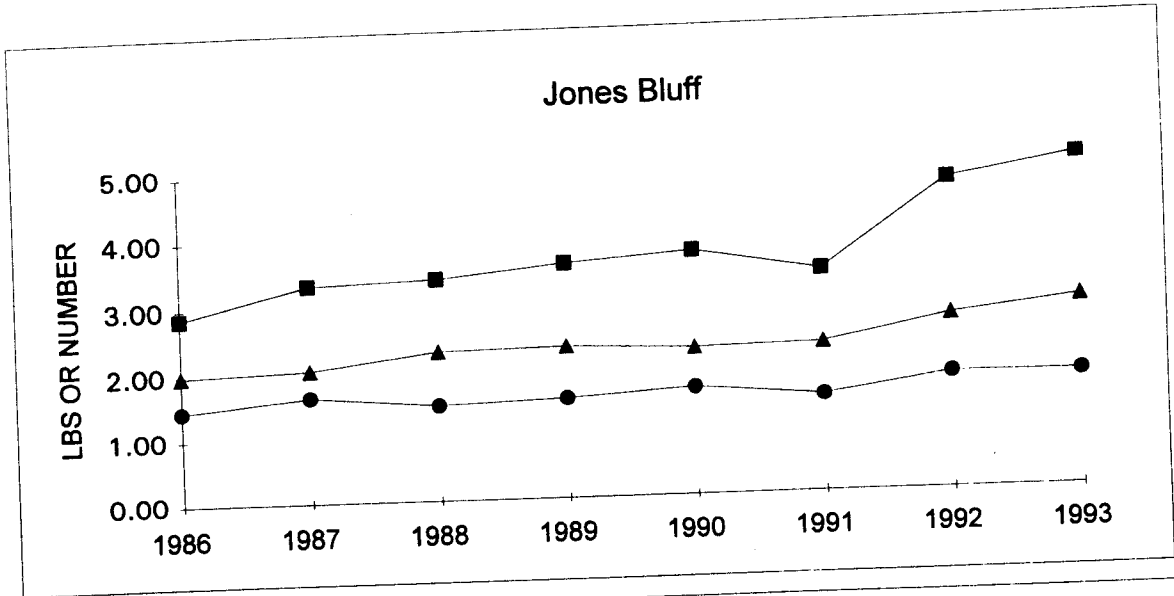
Appendix A



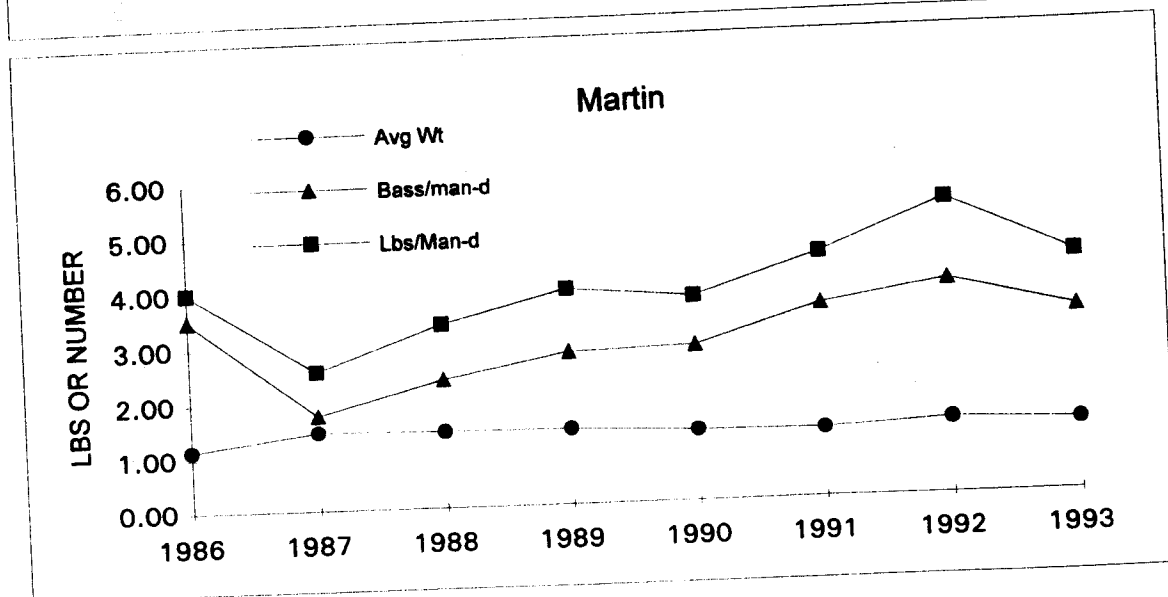
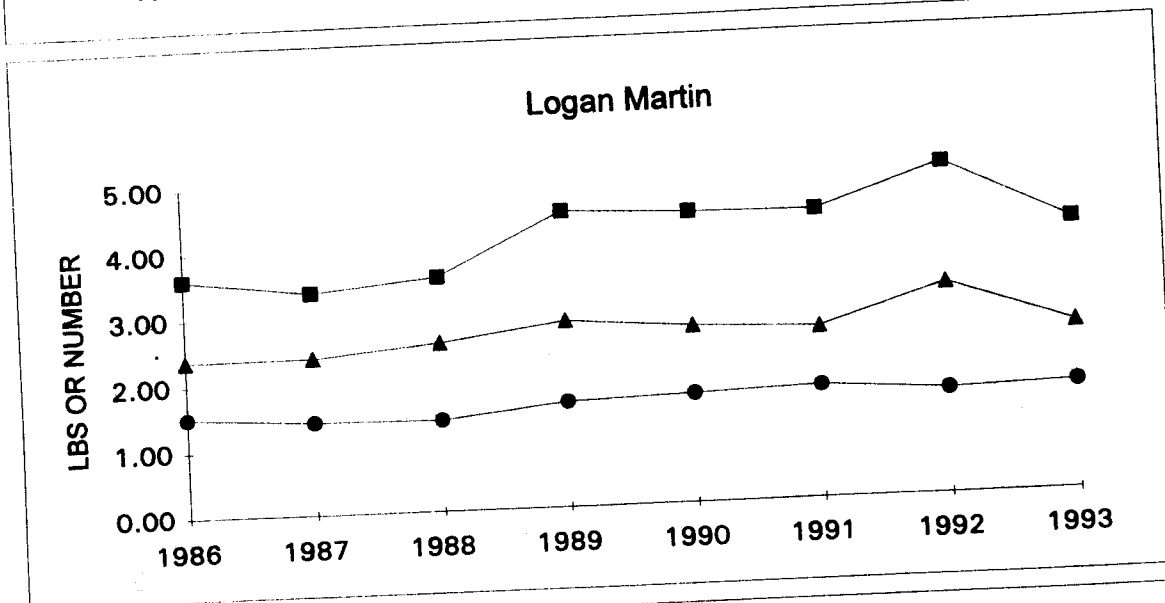
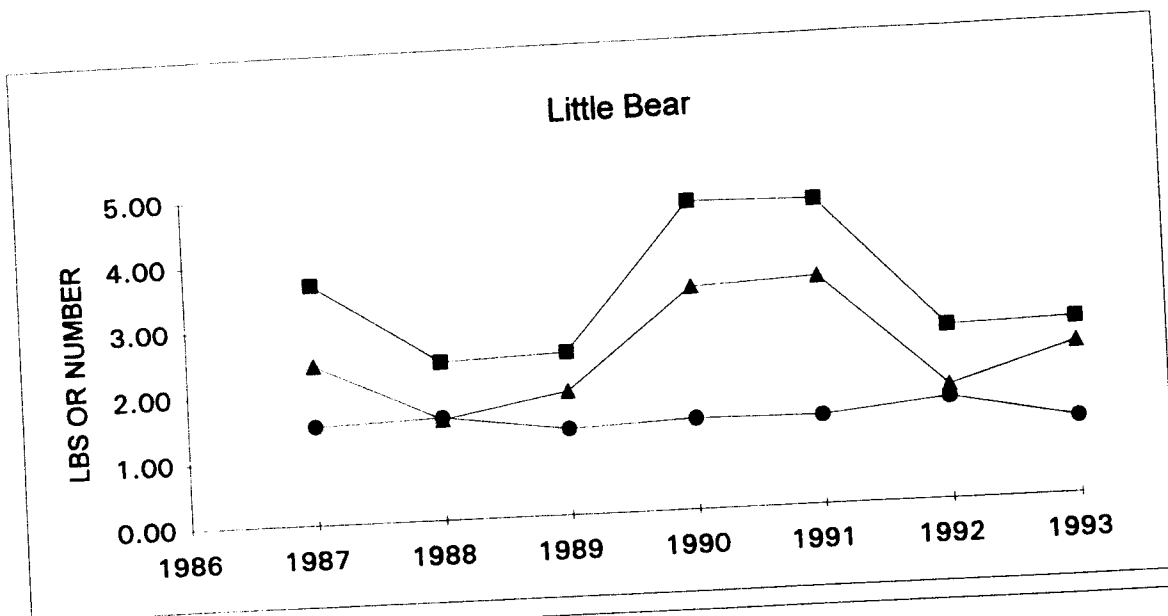
Appendix A



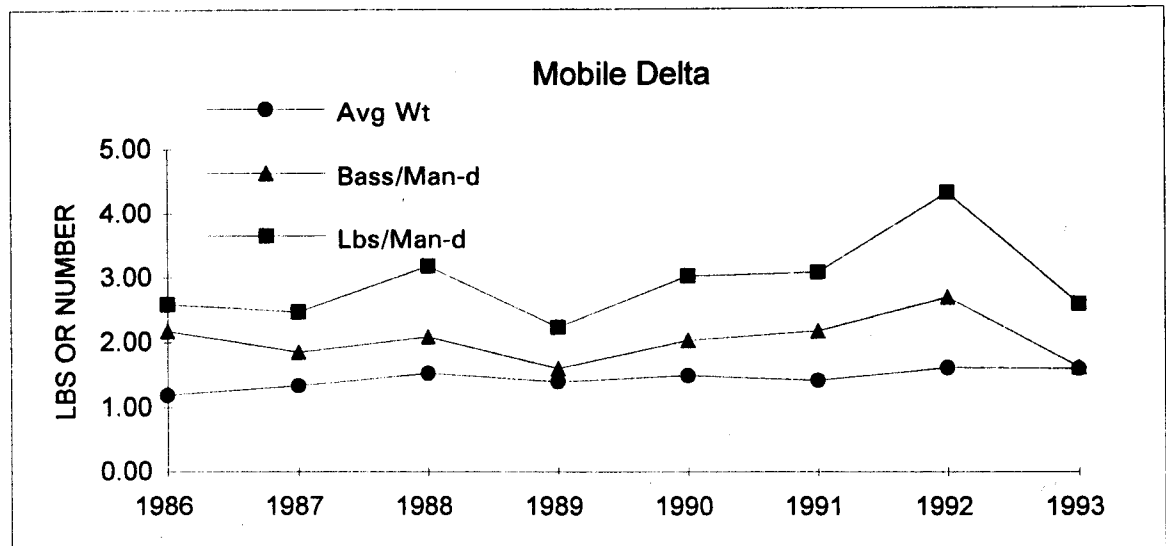
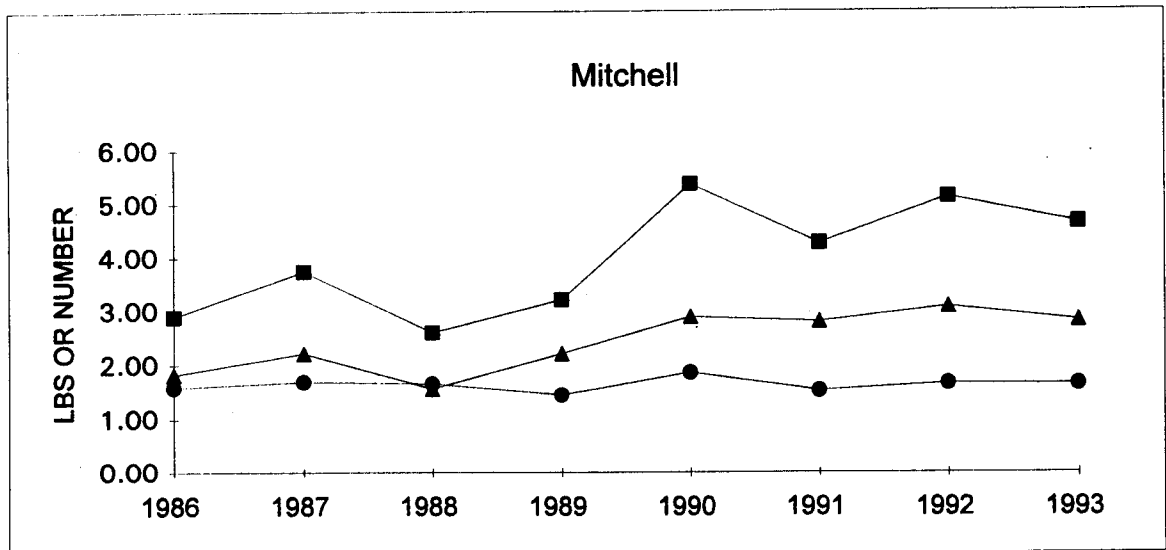
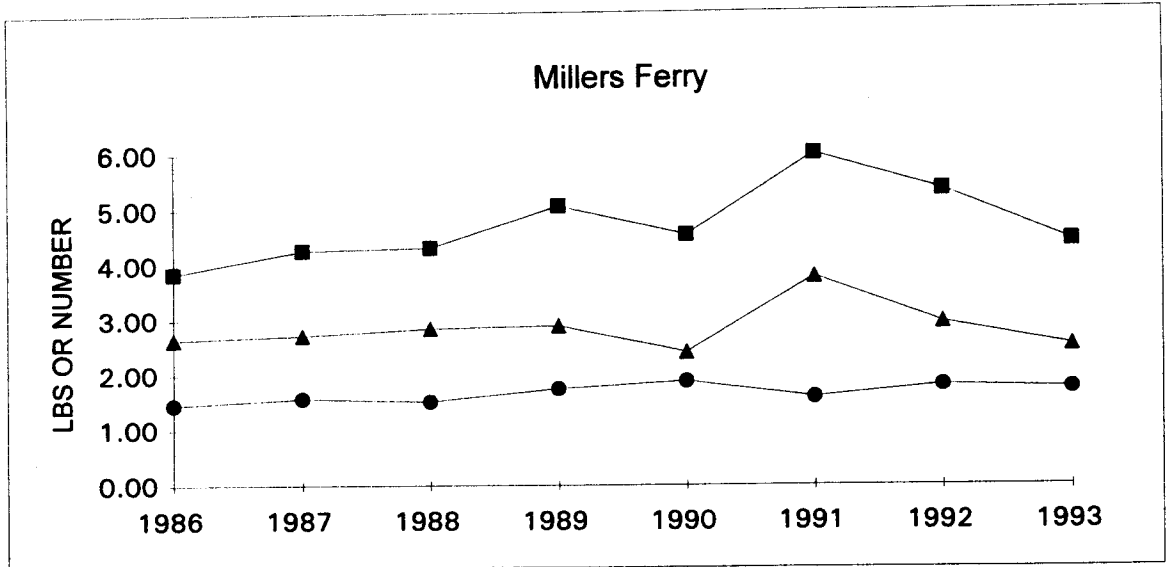
Appendix A



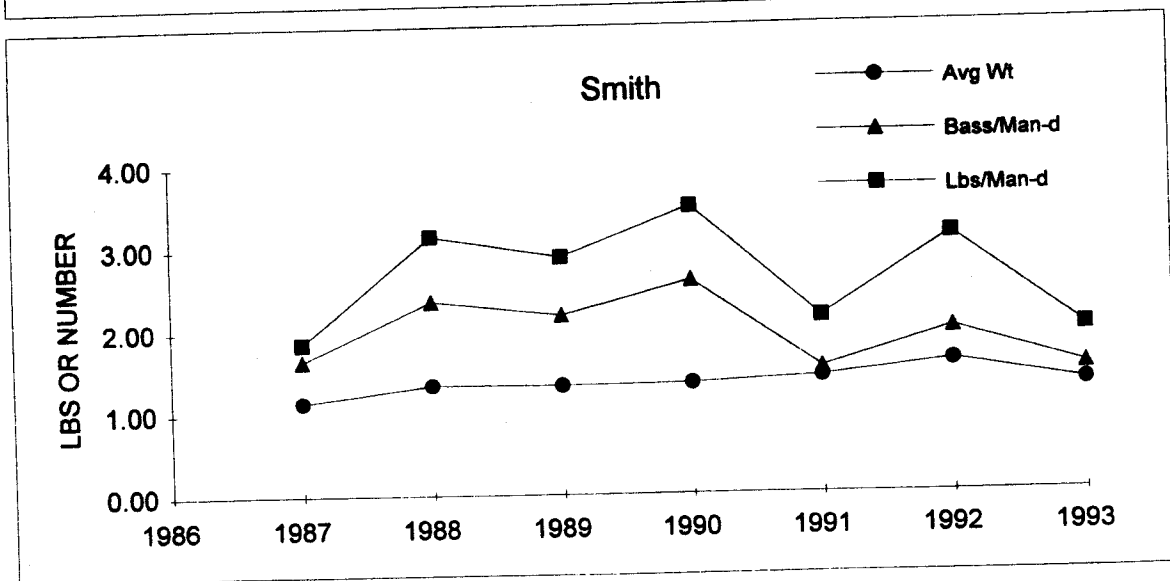
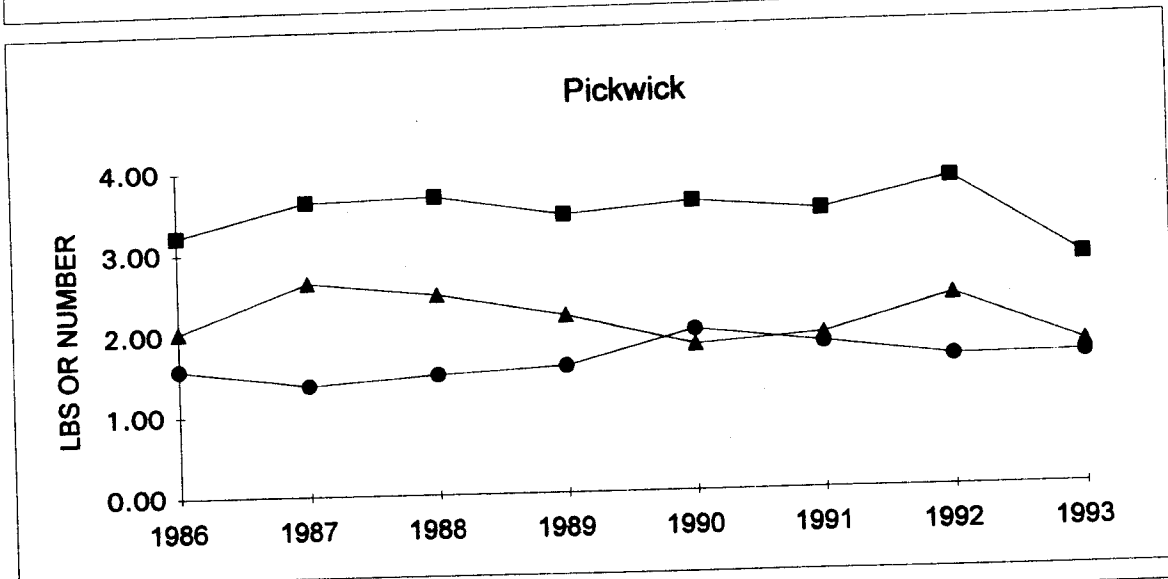
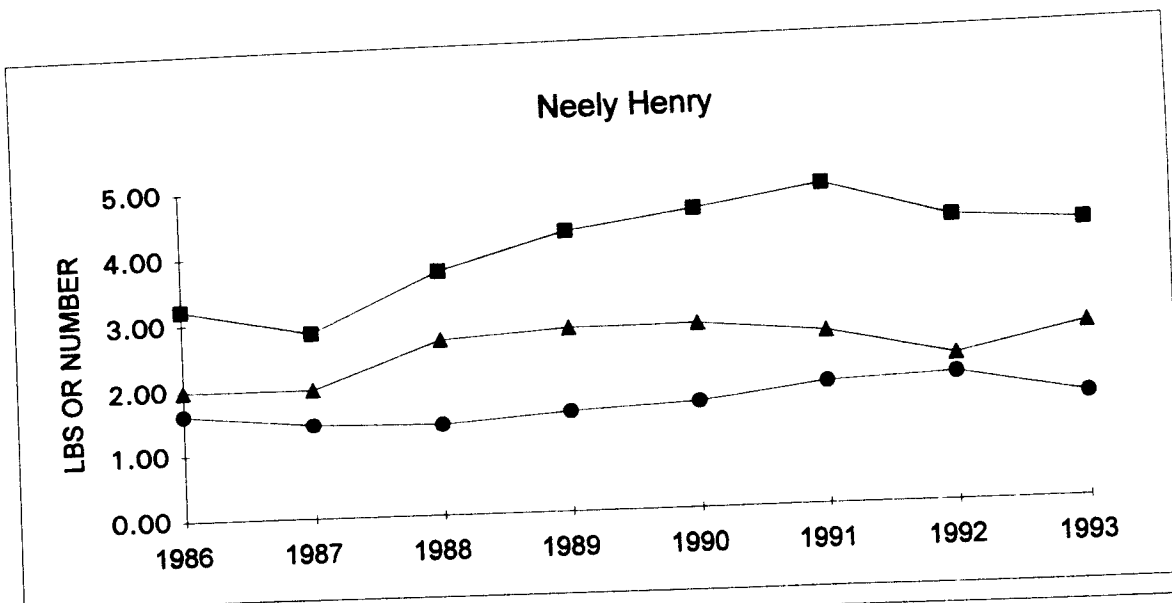
Appendix A



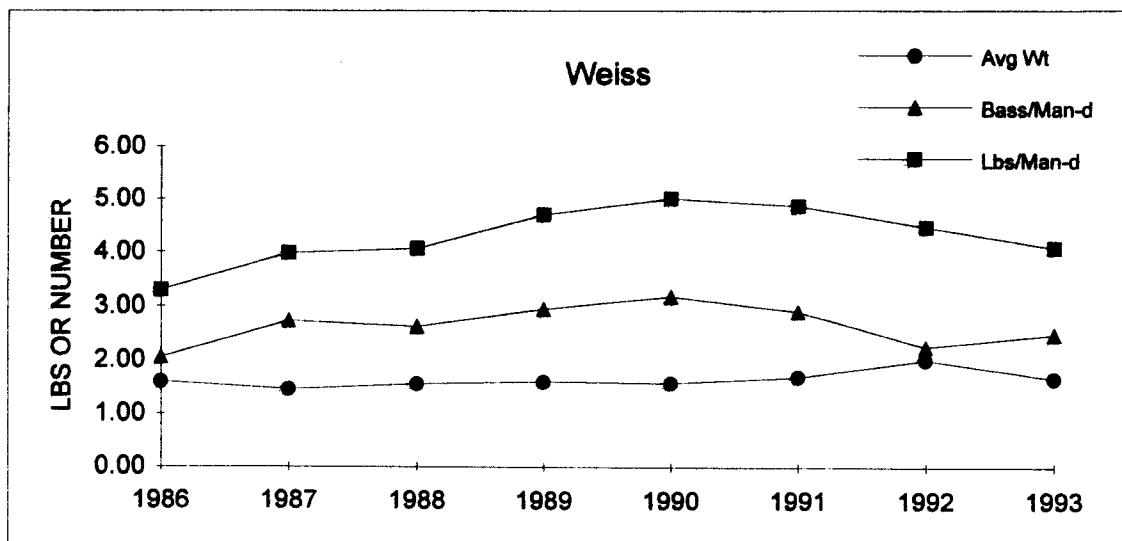
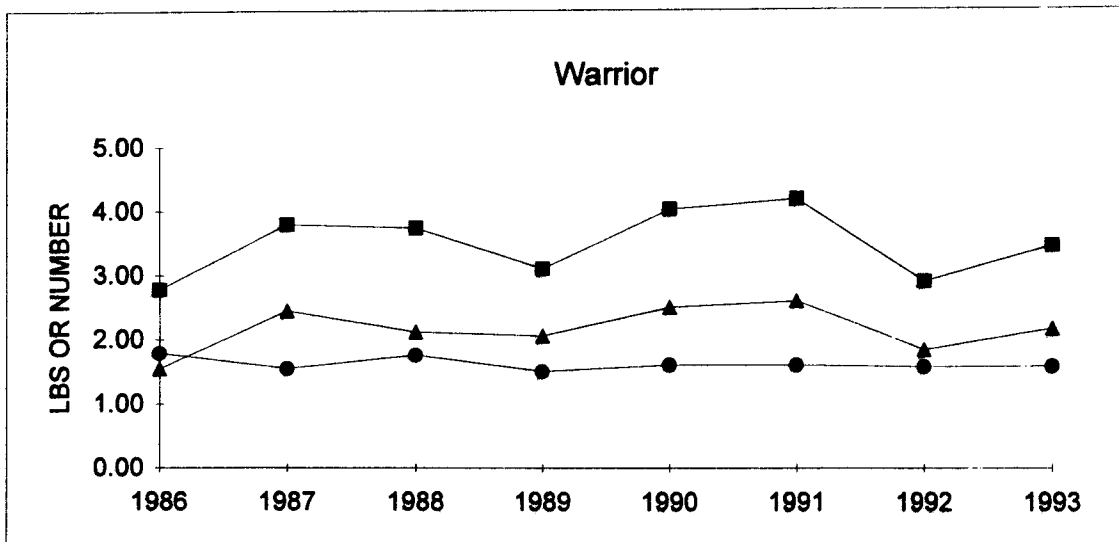
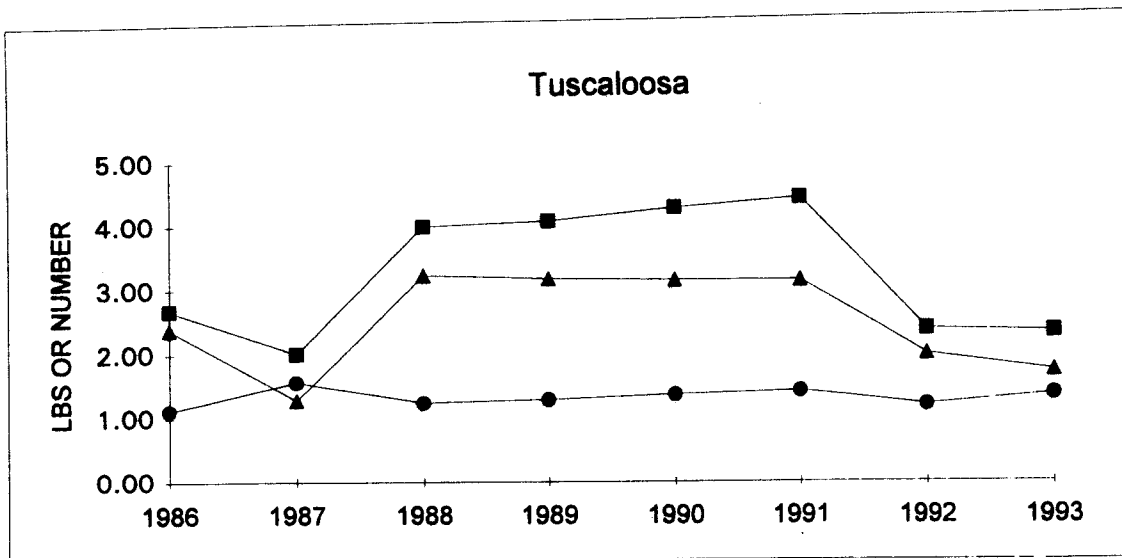
Appendix A



Appendix A



Appendix A



Appendix A

