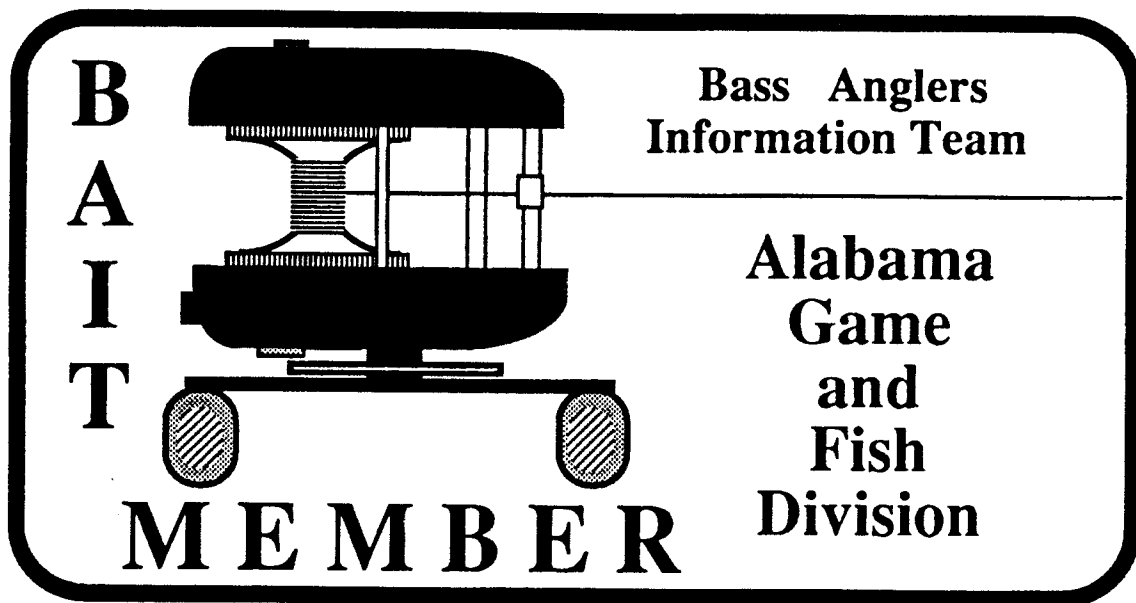


B.A.I.T.


Bass Anglers Information Team 1996



Department of Conservation and Natural Resources

Game and Fish Division
Fisheries Section

64 North Union Street, Montgomery, Alabama, 36130



**B.A.I.T.
Bass Anglers
Information Team
1996
Annual Report**

**by
Stanley F. Cook and James J. McHugh
Alabama Game and Fish Division
Department of Conservation and Natural Resources**

*Funded in part by the Federal Aid to Sport fish Restoration Program
Alabama DJ/WB Project F-38*

INTRODUCTION

The printing of the 1996 B.A.I.T. annual report marks the eleventh year of the B.A.I.T. program. The objective of the program since its inception has been to gather information on bass populations by combining the efforts of bass club members and state fisheries scientists. The B.A.I.T. program summarizes catch data already being collected by participating clubs on reservoir bass populations. These results are used by state fisheries scientists in combination with data from other sources as a basis for fisheries management decisions. Bass anglers use the report to establish future tournament sites or to locate a reservoir that provides a particular type of fishing action.

Through 1996, we have summarized 4,641 tournament reports. More than 150 clubs participated through the first eleven years of the program. B.A.I.T. team anglers have spent 1,178,078 hours collecting data for this program. They have contributed data from 282,171 bass that weighed 472,581 pounds.

METHODS

Every year we attempt to maintain the support of the previous year's clubs and to enlist the support of new clubs through news releases and letters. Participating club officers or tournament directors are sent the previous year's annual report, with tournament report postcards to be completed following each tournament. Clubs are assigned individual numbers to insure confidentiality. As tournament cards are received, they are checked for accuracy and entered into a computer database. Club officers are contacted when data are suspected to be erroneous. We compile and analyze the data following receipt of December tournament reports. Statewide tournament results are sorted by reservoir and by club.

To rank reservoirs, five "fishing quality" indicators were used: percent of successful anglers (percent of anglers with one or more bass at weigh-in), bass average weight, number of bass per angler-day, pounds of bass per angler-day, and hours required

to catch a bass five pounds or larger. Since the length of a fishing day varies between tournaments, an angler-day is defined as 10 hours of fishing effort. A minimum of five tournaments for an individual reservoir is considered necessary for minimum confidence in each reservoir dataset. Reservoirs with five or more tournament reports are ranked for each of the quality indicators. Values are assigned to each rank and an overall rank is determined for each reservoir by summing the values of the five quality indicators. This ranking system is intended to be a quick reference for club tournament site selection. It does not constitute a "best and worst" list of Alabama reservoirs and should not be interpreted that way.

RESULTS AND DISCUSSION

Bass clubs submitted 493 tournament reports during 1996, down slightly from last year's 530 reports. Club representatives did an excellent job filling out the cards and few reports were rejected due to incomplete or erroneous information. Fifty-eight clubs or tournament organizations provided data in 1996. One-hundred-and-eighty-one reports from Alabama waters were received from Dr. Carl Quertermus of West Georgia College, who summarizes tournament data from the Georgia B.A.S.S. Federation. Without his support and the support of the Georgia Federation, several northeast Alabama reservoirs would not have been well represented in the quality indicator rankings (Table 2). Once again we must stress that reports from more locations increase the capability of the summaries to reflect actual fish population conditions and not just a good or poor day's fishing by one or two clubs.

In 1996, tournament reports were received for 30 bodies of water that were fished 130,930 hours. B.A.I.T. anglers caught 29,477 bass (12 inches and larger) that weighed 52,079 pounds (Table 1). A total of 494 bass five pounds and larger were reported for an overall catch rate of one 5 pound or larger bass for every 265 hours of fishing (virtually unchanged from last year's 267 hours). The number of bass over 8.0 pounds declined from 18 in 1995 to 11 in 1996 (Table 5). The largest bass weighed 9.66 pounds and was caught in Bankhead Reservoir on the Warrior River. Although Bankhead usually is rated

in the middle of the group, as it was in 1996, it reported more bass (73) 5 pounds and larger to B.A.I.T. than any other reservoir. The Uniroyal Goodrich Bass Anglers of Opelika repeated their 1995 feat of placing two fish on our big bass list (Table 5). In 1995 their two big fish were caught in West Point, a reservoir well known for big bass. But in 1996 they decided to do it the hard way, catching one big bass in Harris and the other in Martin.

Statewide catch rates in 1996 for number and pounds of fish were similar to rates recorded since 1993 (Figure 1). Thirteen lakes improved in overall fishing success, eleven lakes recorded declines and six lakes remained about the same (Appendix A). Except for Demopolis Reservoir, declines were probably caused by natural fluctuations in bass abundance and size structure.

Of the fifty-eight clubs or tournament organizations that submitted data during 1996, 30 submitted five or more tournament reports, down from last year at 32. Thirteen clubs submitted 10 or more reports, down slightly from last year's 16 (Table 3). Every year, lack of full reporting by some clubs remains a limiting factor in this program. Nineteen contributors submitted only one report. All club representatives should understand that every tournament report is important if this program is to continue to be successful. A list of clubs contributing tournament results for the 1996 B.A.I.T. report is presented in Table 4.

More tournament reports were received from West Point (50) than from any other location. Guntersville (41) and Weiss (38) followed in second and third. Bankhead, Eufaula, Harris, Lay, Logan Martin, Martin, Millers Ferry and Neely Henry each had 20 or more tournament reports (Table 1). Distribution of tournament reports across reservoirs improved in 1996. Eleven lakes were represented by 20 or more reports in 1996, whereas, only 10 were represented in 1995. A good distribution of reports provides more representative catch statistics from which meaningful summaries can be prepared.

Of the 30 reservoirs from which reports were received, 23 (77%) had five or more tournament reports (Table 1). The following comments deal with these 23 reservoirs,

which are ranked by quality indicators in Table 2. The percent of successful anglers (those with one or more fish) ranged from 41 at Eufaula to 90 at Weiss. The average weight of bass caught ranged from 1.27 at Harris (13-16 inch slot limit) to 3.02 at Eufaula (16-inch size limit). The statewide average weight was 1.81 pounds; approximately the same since 1989. Catch rates expressed as bass per angler-day ranged from 0.94 at Eufaula to 3.50 at Millers Ferry. Catch rate as pounds per angler-day ranged from 2.76 at Warrior to 6.10 at Jordan.

Overall, Weiss accumulated more quality-indicator points than any other reservoir in Alabama, replacing Jones Bluff from last year. Millers Ferry placed second and Jordan came in third. Readers should note that the primary intent of Table 2 is not to determine the overall "best" reservoir, but to characterize the fishery of each reservoir. For example, look at the rankings for Bankhead. It produces high numbers of large bass but relatively low pounds per angler-day. Pounds per angler-day is the most important quality indicator at tournament weigh-ins. Is Bankhead a lake to consider fishing in 1997? It depends on your point of view. If you seek big fish, you should certainly consider Bankhead near the top of your list. However, it may not be the lake to fish if you seek good numbers of fish or a high percent success.

As more bass populations are managed with length limits in our state, the effects of these restrictions on harvest are expressed in the results of the B.A.I.T. report. Length limits are imposed to increase the number of fish below a minimum length or within a specified length range (slot limit). Because all minimum lengths and length ranges will be above the 12-inch limit fished in most tournaments, they will reduce the total harvest in numbers and pounds. However, those fish weighed in will be larger (longer) by virtue of the minimum length or slot limit. In the B.A.I.T report, length limit lakes will always rank high for average weight and near the bottom for percent success, bass per angler-day, and pounds per angler-day. For instance, bass per angler-day averages 2.25 statewide but is roughly half of that at West Point, Guntersville and Eufaula. Average weight, statewide in 1996 was 1.77 pounds for all 30 reservoirs but at Wilson, Demopolis, Guntersville, West Point and Eufaula average weight was well over 2.0

pounds. The average weight of bass 12 inches and longer has not increased in these populations. The average weights are higher only because the fish weighed in are longer.

Length limits remained in effect during 1996 on Eufaula and West Point (16-inch minimum), Wilson and Guntersville (15-inch minimum), Demopolis (14-inch minimum) Pickwick (14-inch minimum on smallmouth), and Harris and Smith (13 to 16-inch slot). All quality indicators were relatively stable at Guntersville during the third year of the 15-inch minimum length limit. Quality indicators have stabilized at Eufaula following the installation of the 16-inch limit. Wilson showed a positive response to the length limit, in that bass and pounds per angler-day improved in 1996. Demopolis revealed characteristic signs after the first year of a 14-inch length limit. Bass per angler-day declined, average weight increased and pounds per angler-day remained stable. Quality indicators improved at Harris during the third year of the slot, this is the first year indicators have shown a positive response. Smith's bass population showed improvements in bass and pounds per angler-day while average weight decreased. This is expected during the early years of a slot limit.

Graphs in Appendix A provide you with a historical record of how your favorite waters have performed in the B.A.I.T. program since 1986. A few words of caution, these graphs are not restricted to bodies of water with five or more tournaments. Data points for some years may be represented by only one tournament or completely absent in some cases. However, those situations are restricted to those water bodies that generally have not been included in the quality indicator rankings. Secondly, when comparing water bodies, be aware that the scale on the vertical axes have maximum ranges that vary. You can use these graphs to predict 1997 fishing by looking for trends. For instance, Bankhead, Harris, Jordan, Logan Martin, Pickwick, Smith, Weiss and Wilson showed improvements in fishing quality indicators in 1996. Noticeable declines in fishing quality were seen at Harding, Little Bear, Tuscaloosa and Warrior.

Table 1. Statewide summary of tournaments for bass clubs participating in the 1996 B.A.I.T. Program.

Reservoir	Tourn. Number		Bass Anglers		Bass Success		Bass Number		Bass Weight		Bass > 5LB		Total Hours		Percent Success		Average Weight		Bass per Angler-day		Pounds per Angler-day		Hours per Bass > 5LB	
Aliceville	5	259	164	437	704.0	7	2429	63.32	1.61	1.80	2.90	347												
Bankhead	27	1537	1073	2856	4534.0	73	12687	69.81	1.59	2.25	3.57	174												
Bear Creek	1	18	12	21	43.1	3	162	66.67	2.05	1.30	2.66	54												
Cedar Creek	4	63	44	114	131.0	2	600	69.84	1.15	1.90	2.18	300												
Coffeeville	4	52	46	138	169.0	0	424	88.46	1.22	3.25	3.98	217												
Demopolis	13	593	381	999	2327.0	26	5649	64.25	2.33	1.77	4.12	175												
Eufaula	36	1112	459	1068	3220.3	65	11349	41.28	3.02	0.94	2.84	175												
Gainesville	2	59	48	112	162.3	1	542	81.36	1.45	2.07	2.99	542												
Guntersville	41	1174	578	1112	2770.1	54	8493	49.23	2.49	1.31	3.26	157												
Harding	6	117	91	221	342.2	1	1096	77.78	1.55	2.02	3.12	1096												
Harris	22	346	261	725	923.0	6	3180	75.43	1.27	2.28	2.90	530												
Holt	6	198	160	550	760.1	6	1829	80.81	1.38	3.01	4.16	305												
Jones Bluff	5	206	180	549	926.6	5	1910	87.38	1.69	2.88	4.85	382												
Jordan	17	405	315	1232	2273.9	7	3729	77.78	1.85	3.30	6.10	533												
Lay	22	975	695	2342	4310.1	26	8846	71.28	1.84	2.65	4.87	340												
Little Bear	4	54	36	97	120.8	1	528	66.67	1.24	1.84	2.29	528												
Logan Martin	29	798	675	2152	3540.6	12	8198	84.59	1.65	2.63	4.32	683												
Martin	35	1123	885	2928	4044.3	27	10207	78.81	1.38	2.87	3.96	378												
Millers Ferry	23	797	679	2665	4436.6	34	7621	85.19	1.66	3.50	5.82	224												
Mitchell	10	242	142	468	804.0	2	2187	58.68	1.72	2.14	3.68	1094												
Mobile Delta	10	176	152	392	599.6	0	1693	86.36	1.53	2.32	3.54	374												
Neely Henry	25	759	616	1907	3289.4	20	7478	81.16	1.72	2.55	4.40	251												
Pickwick	19	440	355	908	1520.3	16	4018	80.68	1.67	2.26	3.78	251												
Smith	3	39	31	127	114.1	0	350	79.49	0.90	3.63	3.26	994												
Tuscaloosa	4	114	60	143	210.2	1	994	52.63	1.47	1.44	2.11	184												
Warrior	5	86	49	115	203.4	4	737	56.98	1.77	1.56	2.76	184												
Weiss	38	715	642	2487	4297.5	32	7684	89.79	1.73	3.24	5.59	240												
West Point	50	958	547	1202	2473.6	27	8868	57.10	2.06	1.36	2.79	328												
Wheeler	14	337	257	806	1305.7	15	3499	76.26	1.62	2.30	3.73	233												
Wilson	13	447	255	604	1522.2	21	3981	57.05	2.52	1.52	3.82	190												
Grand Total	493	14199	9888	29477	52078.8	494	130963	69.64	1.77	2.25	3.98	265												

Table 2. Ranking by quality indicators for all reservoirs with five or more tournament reports in the 1996 B.A.I.T. program.

Rank	Percent Success	Average Weight	Bass per Angler-day	Pounds per Angler-day	Hours per Bass > 5LB	Overall	Value
1	Weiss	Eufaula	Millers Ferry	Jordan	Guntersville	Weiss	95
2	Jones Bluff	Wilson	Jordan	Millers Ferry	Bankhead	Millers Ferry	92
3	Mobile Delta	Guntersville	Weiss	Weiss	Eufaula	Jordan	81
4	Millers Ferry	Demopolis	Holt	Lay	Warrior	Jones Bluff	79
5	Logan Martin	West Point	Jones Bluff	Jones Bluff	Wilson	Lay	75
6	Neely Henry	Jordan	Martin	Neely Henry	Demopolis	Neely Henry	74
7	Holt	Lay	Lay	Logan Martin	Millers Ferry	Holt	69
8	Pickwick	Warrior	Logan Martin	Holt	Wheeler	Demopolis	67
9	Martin	Weiss	Neely Henry	Demopolis	Weiss	Logan Martin	65
10	Harding	Neely Henry	Mobile Delta	Martin	Pickwick	Pickwick	64
11	Jordan	Mitchell	Wheeler	Wilson	Holt	Wilson	62
12	Wheeler	Jones Bluff	Harris	Pickwick	West Point	Wheeler	60
13	Harris	Pickwick	Pickwick	Wheeler	Lay	Martin	57
14	Lay	Millers Ferry	Bankhead	Mitchell	Aliceville	Bankhead	56
15	Bankhead	Logan Martin	Mitchell	Bankhead	Neely Henry	Guntersville	55
16	Demopolis	Wheeler	Harding	Mobile Delta	Martin	Eufaula	49
17	Aliceville	Aliceville	Aliceville	Guntersville	Jones Bluff	Mobile Delta	48
18	Mitchell	Bankhead	Demopolis	Harding	Harris	Warrior	45
19	West Point	Harding	Warrior	Harris	Jordan	Mitchell	41
20	Wilson	Mobile Delta	Wilson	Aliceville	Logan Martin	West Point	41
21	Warrior	Holt	West Point	Eufaula	Mitchell	Aliceville	35
22	Guntersville	Martin	Guntersville	West Point	Harding	Harding	35
23	Eufaula	Harris	Eufaula	Warrior	Mobile Delta	Harris	35

Table 3. Tournament summary for all bass clubs participating in the 1996 B.A.I.T. program.

Tourn. Club Number	Bass Anglers	Bass Success	Bass Number	Bass Weight	Bass >5LB	Total Hours	Percent Success	Average Weight	Bass per Angler-day	Pounds per Angler-day	Hours per Bass>5LB
1	7	224	164	295	581.6	9	73.21	1.97	1.61	3.18	203
2	1	38	32	76	86.8	0	84.21	1.14	2.22	2.54	
3	12	243	182	740	1280.7	12	74.90	1.73	2.76	4.77	224
4	12	196	129	371	813.8	17	65.82	2.19	2.01	4.42	108
5	1	16	6	30	68.0	3	37.50	2.27	2.08	4.72	48
6	9	207	143	435	772.1	4	69.08	1.77	2.10	3.73	518
7	1	14	8	17	47.3	1	57.14	2.78	1.43	3.97	119
8	1	74	72	179	433.7	6	97.30	2.42	2.42	5.86	123
9	1	44	44	96	144.1	2	100.00	1.50	2.42	3.64	198
10	9	236	171	602	988.8	12	72.46	1.64	2.03	3.33	247
11	2	39	25	36	64.3	1	64.10	1.79	1.03	1.83	351
12	3	166	131	392	645.8	19	78.92	1.65	2.55	4.20	81
13	7	105	98	492	811.2	4	93.33	1.65	4.67	7.70	263
14	12	174	115	307	550.2	12	66.09	1.79	1.84	3.29	139
15	13	706	538	2054	3947.9	32	76.20	1.92	3.20	6.15	200
16	10	181	127	354	564.3	2	70.17	1.59	2.28	3.63	778
17	7	1376	1072	3377	5822.3	35	77.91	1.72	2.74	4.72	352
18	1	36	36	77	162.0	3	100.00	2.10	2.38	5.00	108
19	10	139	106	368	652.0	2	76.26	1.77	3.16	5.59	583
20	9	454	371	814	1307.0	17	81.72	1.61	2.29	3.67	209
21	5	43	28	59	102.6	1	65.12	1.74	1.58	2.74	374
22	1	40	14	87	230.2	3	35.00	2.65	2.42	6.39	120
23	7	140	96	229	418.5	9	68.57	1.83	1.75	3.19	146
24	13	286	221	655	1055.5	2	77.27	1.61	2.59	4.18	1262
25	1	56	56	147	285.8	9	100.00	1.94	2.92	5.67	56
26	1	90	33	208	340.0	3	36.67	1.63	3.30	5.40	210
27	1	410	110	355	1157.7	37	26.83	3.26	0.96	3.14	100
28	3	108	66	246	497.5	1	61.11	2.02	2.00	4.05	1228
29	1	28	17	57	64.3	0	60.71	1.13	2.26	2.55	
30	1	142	86	212	545.5	7	60.56	2.57	1.66	4.27	183
31	1	73	42	135	222.4	5	57.53	1.65	2.31	3.81	117
32	6	292	195	569	820.7	12	66.78	1.44	2.26	3.25	210

Table 3 (cont.). Tournament summary for bass clubs participating in the 1996 B.A.I.T. program.

Club	Tourn. Number	Bass Anglers		Bass Success	Bass Number	Bass Weight	Bass >5LB	Total Hours	Percent Success	Average Weight	Bass per Angler-day	Pounds per Angler-day	Hours per Bass >5LB
		Anglers	Success										
33	2	42	11	16	41.7	1	354	26.19	2.61	0.45	1.18	354	
34	1	8	8	30	59.3	1	60	100.00	1.98	5.00	9.88	60	
35	4	69	50	141	215.4	1	632	72.46	1.53	2.23	3.41	632	
36	1	86	40	116	283.0	6	731	46.51	2.44	1.59	3.87	122	
37	1	24	20	37	58.1	0	228	83.33	1.57	1.62	2.55		
38	3	49	45	157	184.6	0	392	91.84	1.18	4.01	4.71		
39	9	155	137	315	480.9	1	1476	88.39	1.53	2.13	3.26	1476	
40	5	290	245	1105	1565.8	10	2770	84.48	1.42	3.99	5.65	277	
41	14	401	324	987	1652.7	10	3543	80.80	1.67	2.79	4.67	354	
42	4	82	75	260	339.5	0	909	91.46	1.31	2.86	3.74		
43	3	59	52	176	163.1	3	472	88.14	0.93	3.73	3.45	157	
44	12	418	310	883	1365.2	9	3753	74.16	1.55	2.35	3.64	417	
45	1	178	104	290	484.8	4	1691	58.43	1.67	1.71	2.87	423	
46	2	119	93	190	275.4	1	786	78.15	1.45	2.42	3.50	786	
47	17	433	168	271	708.5	21	1595	38.80	2.61	1.70	4.44	76	
48	10	277	119	389	813.0	5	2569	42.96	2.09	1.51	3.16	514	
49	12	181	149	583	867.5	2	1701	82.32	1.49	3.43	5.10	851	
50	8	94	67	219	214.7	0	920	71.28	0.98	2.38	2.33		
51	6	211	118	223	604.1	11	1614	55.92	2.71	1.38	3.74	147	
52	6	1134	730	1464	3136.1	37	9072	64.37	2.14	1.61	3.46	245	
53	8	130	112	374	547.0	5	1386	86.15	1.46	2.70	3.95	277	
54	12	267	183	513	909.6	10	2838	68.54	1.77	1.81	3.20	284	
55	1	170	49	169	259.9	1	1445	28.82	1.54	1.17	1.80	1445	
57	1	24	13	51	148.7	5	216	54.17	2.92	2.36	6.88	43	
58	181	2922	2132	6447	11215.8	68	31456	72.96	1.74	2.05	3.57	463	

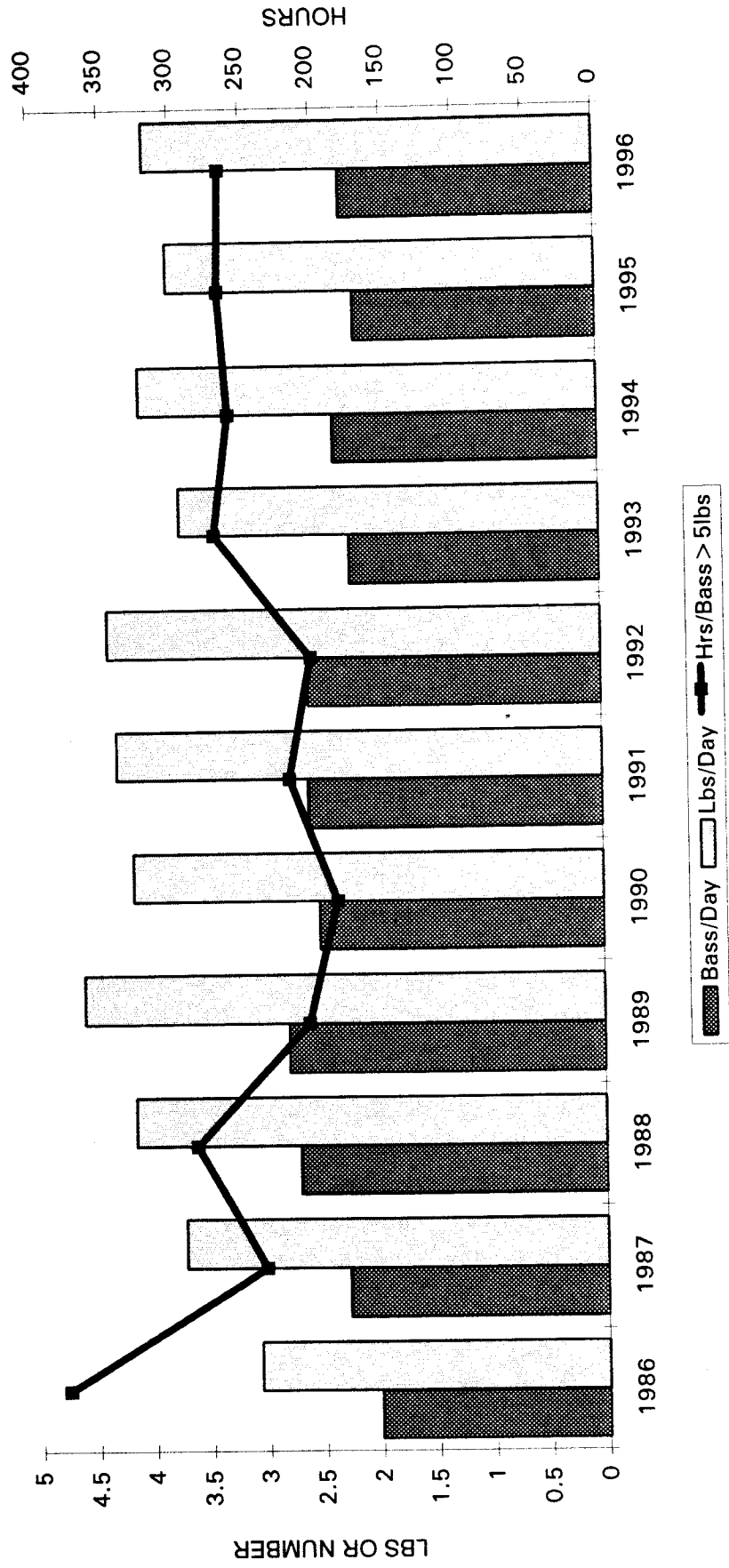
Table 4. Clubs supporting the 1996 B.A.I.T. annual report.

CLUB NAME	ADDRESS	CITY	STATE	ZIP	CLUB REP	PHONE
100 MILE BASS CLUB	LOT 2 HOUSTON DR	COLUMBIA	TN	38401	MIKE KELLEY	615-381-1770
AL-TN BASS CLUB	521 CARRIE LN	LORETTO	TN	38469	BARRY GILLESPIE	615-853-4481
ALABAMA BASS ASSOCIATION	P O BOX 30098	ENTERPRISE	AL	36330	JOHN WALL	393-4666
ALABAMA BASS FEDERATION	P O BOX 190	NOTASULGA	AL	36866	AL REDDING	257-3170
ALABAMA POWER COMPANY LDA	915 QUEEN CITY AVENUE	TUSCALOOSA	AL	35401	PAIGE LAKE	205-349-6787
ALBANY HERALD	P O BOX 890	ALBANY	GA	31702	OTHO SANDERS	912-888-2009
ARLINGTON BASS CLUB	P O BOX 546	LAWRENCEBURG	TN	38464	ALON WHITE	615-762-1033
BAMA BASSMASTERS	2913 1/2 MAIN AVE	NORTHPORT	AL	35476	WALTER KARR	339-5727
BASS BUSTER	P O BOX 70878	TUSCALOOSA	AL	35407	MIKE LANGFORD	759-4411
BASS CHAMPIONS	4001 ASHBURTON LANE	NORTHPORT	AL	35476	NEAL PARKER	333-0575
BIOLOGY DEPARTMENT	UNIV OF WEST GEORGIA	CARROLLTON	GA	30118	DR CARL QUERTERMUS	655-7738
BIRMINGHAM BASSMASTERS	5706 BLANFORD ST	BIRMINGHAM	AL	35210	PAT COMPTON	553-2919
BLACK WARRIOR BASS TRACKERS	5514 SUMMERFIELD DR E	TUSCALOOSA	AL	35404	CHARLIE TIDMORE	601-425-4852
BLACK WATER BASS CASTERS	322 SOUTH MAGNOLIA	LAUREL	MS	39440	VERNON McCREE	423-8674
BOEING BASS CLUB	26555 LAMBERT RD	ELKMONT	AL	35620	JONATHAN MANTEUFFEL	867-9852
BREWTON BASSMASTERS	P O BOX 2222	BREWTON	AL	36427	ALLEN COUCH	495-2842
BRIDGEPORT BASS CLUB	49625 HWY 72	BRIDGEPORT	AL	36740	COLIN CHAPMAN	396-5918
CLAY COUNTY BASS BUSTERS	249 COUNTY ROAD 8021	LINEVILLE	AL	36266	GORDON BUTLER	297-9184
COLUMBUS BASS TRACKERS	1805 TIMBERLAND DR	PHENIX CITY	AL	36867	RAY CLARK	671-2925
CONFEDERATE BASS	2103 ROCKSPRING RD	DOTHAN	AL	36303	CHUCK PARRISH	491-4631
CREEK HUNTING CLUB	604 POPE DR	HUEYTOWN	AL	35023	JOE KNIGHT	205-221-7437
DRUMMOND	2200 CHARTER RD	JASPER	AL	35501	DAN JACKSON	436-4720
FAIRFIELD ELKS 1821	350-26 PINE RIDGE RD	BESSEMER	AL	35023	TERRY BARRON	932-3495
FAYETTE BASS CLUB	5564 COUNTY RD 67	BANKSTON	AL	35542	R S COTTEN	264-2927
FRIENDSHIP BASS CLUB	P O BOX 802	MONTGOMERY	AL	36101	KELLY CRIPPEN	205-436-3209
GLAZE CREEK BASS CLUB	9100 FORD ROAD	BESSEMER	AL	35023	STEVE CORVIN	491-6469
GRAPHIC ARTS	6292 WARRIOR RIVER RD	HUEYTOWN	AL	35023	HUBERT PAYNE	800-838-2332
GREENSBORO LIONS CLUB	P O BOX 155	GREENSBORO	GA	30268	BILL HEMSTREET	770-463-4652
GUY'S AND DOLLS COUPLES TOUR	P O BOX 816	PALMETTO	AL	35564	MIKE WATTS	205-935-8715
HAMILTON BASSMASTERS	8861 STATE HWY 172	HACKLEBURG	AL	36078	STEVE GROOMS	283-4743
HAPPY HOOKERS	512 FREEMAN AVE	TALLASSEE	AL	36078	STEVE GROOMS	436-4366
HOWTONS CAMP	350 PINE RIDGE RD	BESSEMER	AL	35023	TOM DAILEY	289-8885
KIWANIS CLUB	P O BOX 1237	DEMOPOLIS	AL	36732	BOYD DUCKETT	283-6117
KOPPERS	350 PINE RIDGE RD	BESSEMER	AL	35023	HANK GOLDEN	706-638-4351
KOWALIGA	26 RICHARD STREET	TALLASSEE	AL	36078	ROBERT E FULTON	666-2820
LAFAYETTE	292 MILSAP RD	LAFAYETTE	GA	30728	LARRY ROBBINS	383-8850
LAVENDER INC	P O BOX 141	ALICEVILLE	AL	35442	KYLE BLACKSTONE	652-2692
LINCOLN BASS CLUB	2911 ENGLAND ROAD	LINCOLN	AL	35096	CHIPPER MATHIS	289-5341
MASTERS BASS CLUB	P O BOX 9104	MOBILE	AL	36691	ROBERT HARKINS	495-2842
MUSCLE SHOALS KIWANIS	P O BOX 2823	MUSCLE SHOALS	AL	35661	JEFF BOUTWELL	345-5335
NAHEOLA BASSMASTERS	P O BOX 873	LIVINGSTON	AL	36732	COLIN CHAPMAN	615-433-1990
RIVER CITY BASSMASTERS	P O BOX 775	DEMOPOLIS	AL	35740	MARK BATES	381-1110
RIVER RATS	49625 HWY 72	BRIDGEPORT	AL	35403	WINDELL W HEATH	208-4242
SOUTHERN HEAT	P O BOX 030008	TUSCALOOSA	TN	37334	SHEILA PHILLIPS	381-6669
STONE BRIDGE BASSMASTERS	25 ORCHARD HILL RD	FAYETTEVILLE	AL	35661	NEAL E HARRIS	491-6651
SUNSHINE MILLS BASS CLASSIC	1450 E AVON AVE	MUSCLE SHOALS	AL	35150	TOMMY DIXON	391-6284
SYLACAUGA BASS ANGLERS	1492 FAIRMONT RD	SYLACAUGA	AL	35674	JERRY BURTON	749-1041
TENNESSEE RIVER BASS CLUB	555 LOCUST LANE	HUEYTOWN	AL	35023	STEVE DIAL	339-3620
TRI COUNTY BASS	142 AVON AVE	TUSCALOOSA	AL	35601	WAYNE SKINNER	489-5509
UGTM	5101 21st STREET	OPELIKA	AL	36804	GARY TEMPLETON	576-6041
UNIROYAL GOODRICH BASS ANGLERS	1754 LEE RD 112	BUHL	AL	35446	RAY HOOD	372-4800
UNIVERSITY OF ALABAMA BASS ASSOC	12165 SIPSEY VALLEY RD	DOUBLE SPRINGS	AL	35553	COURTNEY HENDERSON	744-9553
UPPER BEARCREEK BASSMASTERS	RT 1 BOX 548	LANETT	AL	36863	JOHN MIZE	357-4700
VALLEY BASS CLUB	3930 34th ST SW	EUTAW	AL	35217	MIKE BURCHFIELD	357-4700
WABFA	528 WOODFIELD AVE	PLEASANT GROVE	AL	35462	SHEILA SMITH	357-4700
WARRIOR RIVER BASSMASTERS	1233 11th PLACE	WEDOWEE	AL	36278		
WEDOWEE BASSMASTERS	P O BOX 478	WEDOWEE	AL	36278		

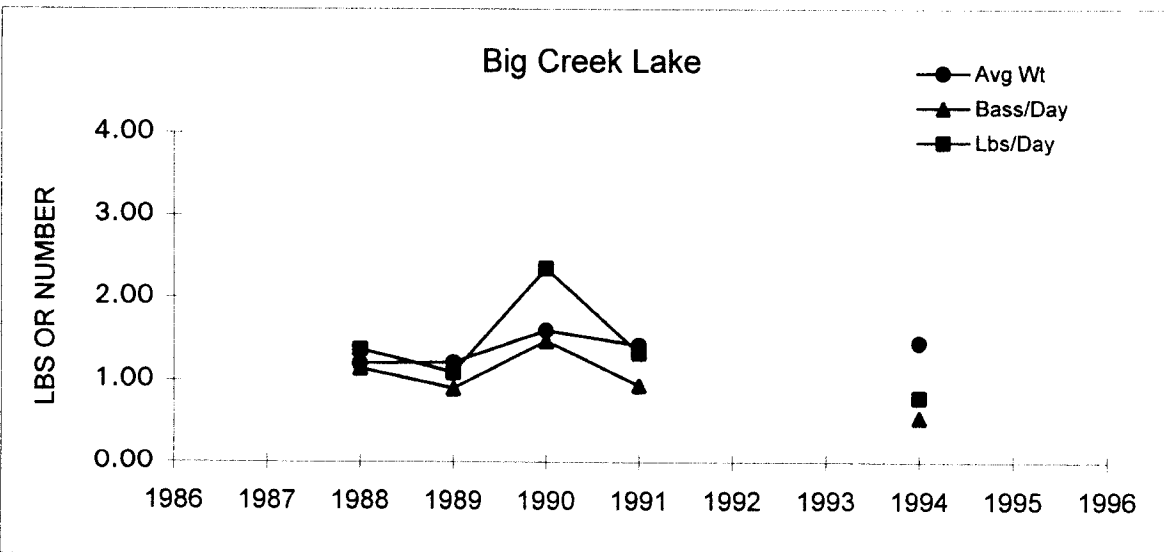
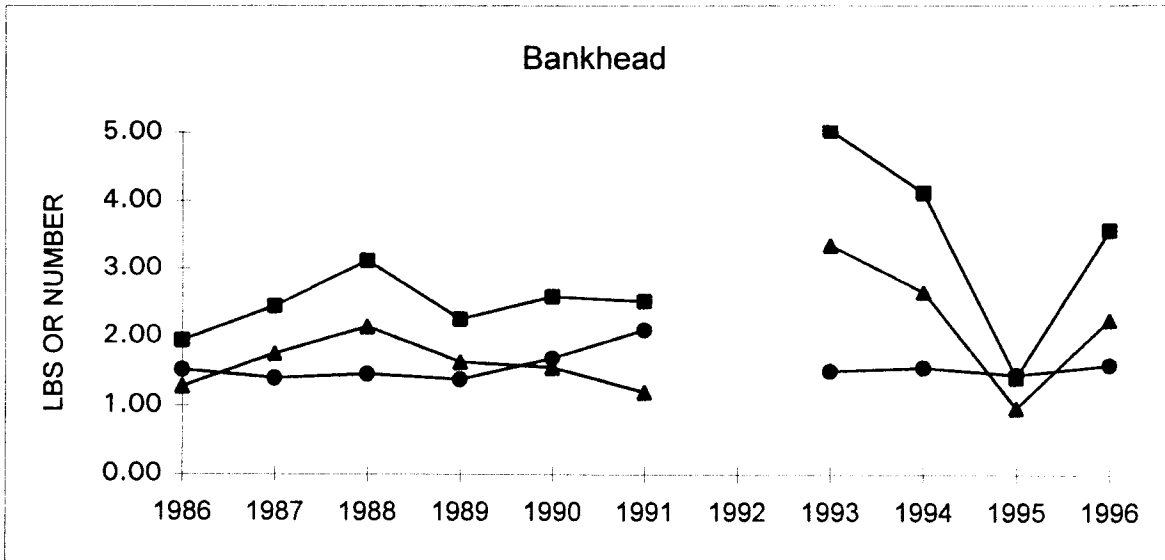
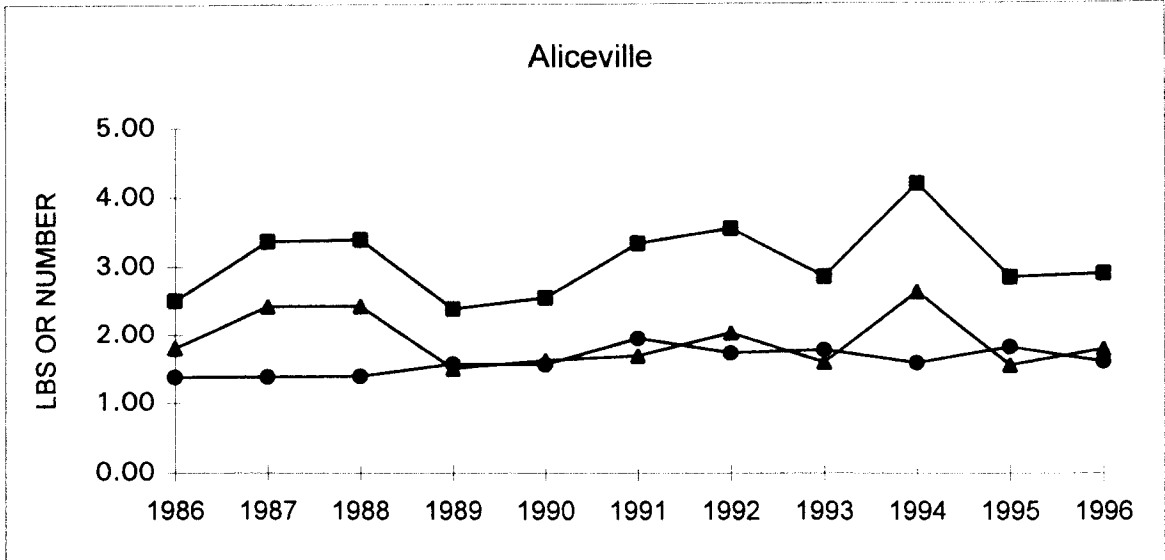
Table 5. Bass eight pounds and larger from 1996 B.A.I.T. tournament reports.

WEIGHT(LBS)	DATE	LOCATION	CLUB
9.66	20-Apr	Bankhead	Howtons Camp
9.19	13-Jul	Eufaula	Albany Herald
9.13	24-Aug	Harris	Clay County Bass Busters
8.97	10-Feb	Martin	Uniroyal Goodrich Bass Anglers
8.63	21-Jan	Martin	Georgia Bass Federation
8.48	20-Apr	West Point	Guys and Dolls
8.40	9-Mar	West Point	Georgia Bass Federation
8.39	8-Jun	Aliceville	Lavender Inc
8.18	4-May	Weiss	Birmingham Bassmasters
8.12	31-Mar	Weiss	Georgia Bass Federation
8.03	14-Dec	Harris	Uniroyal Goodrich Bass Anglers

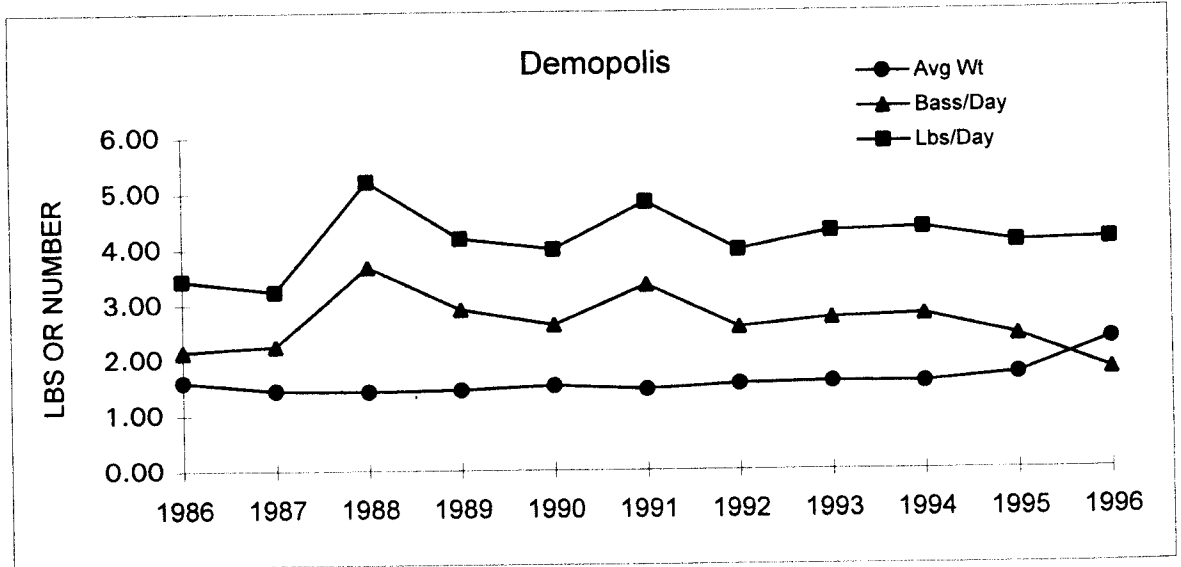
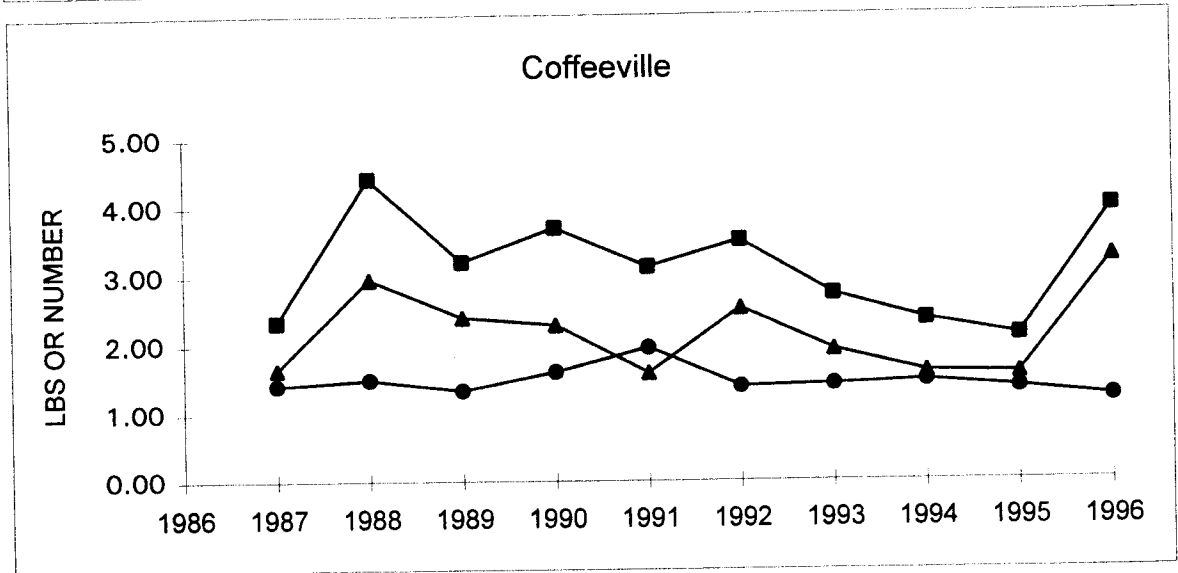
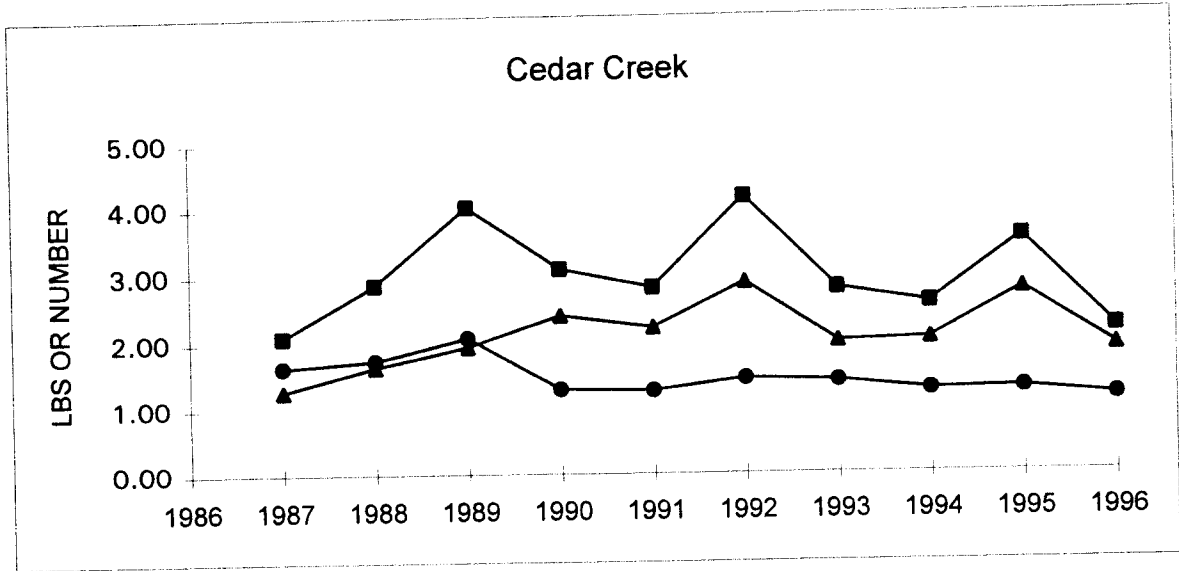
Figure 1. Annual catch for B.A.I.T. tournaments



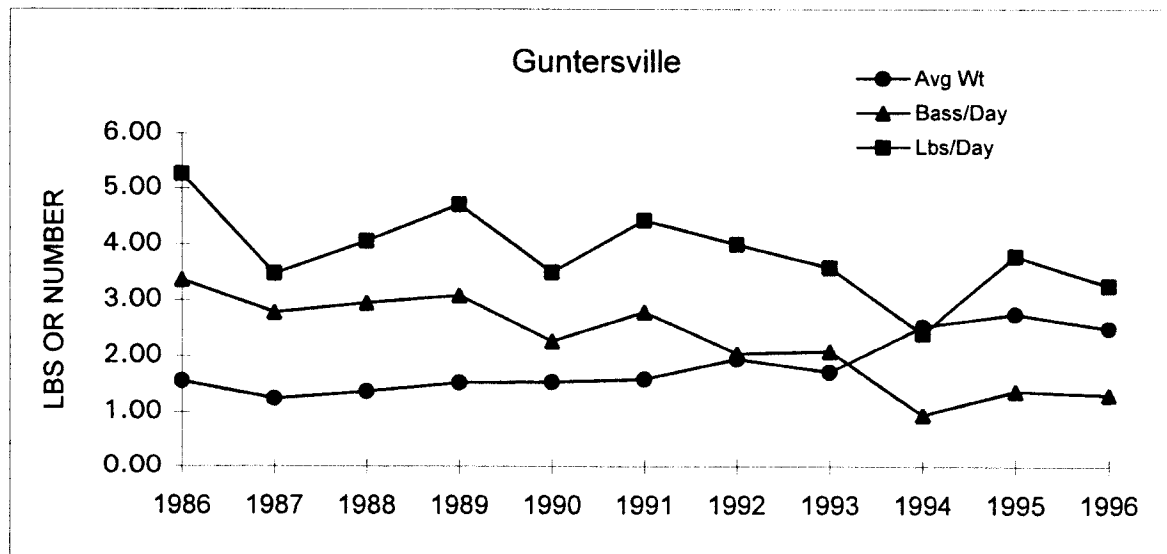
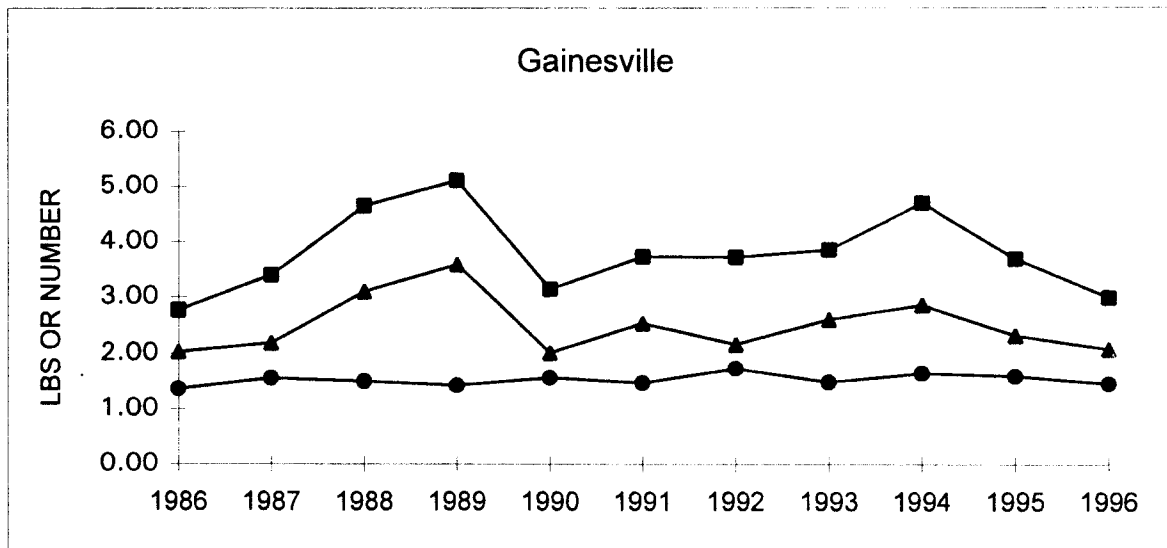
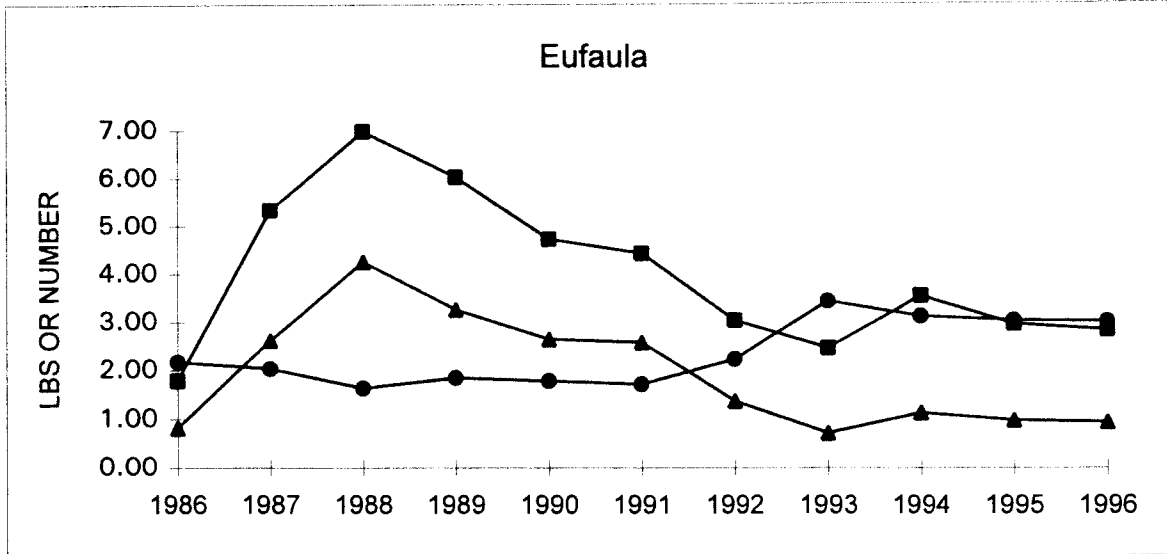
Appendix A



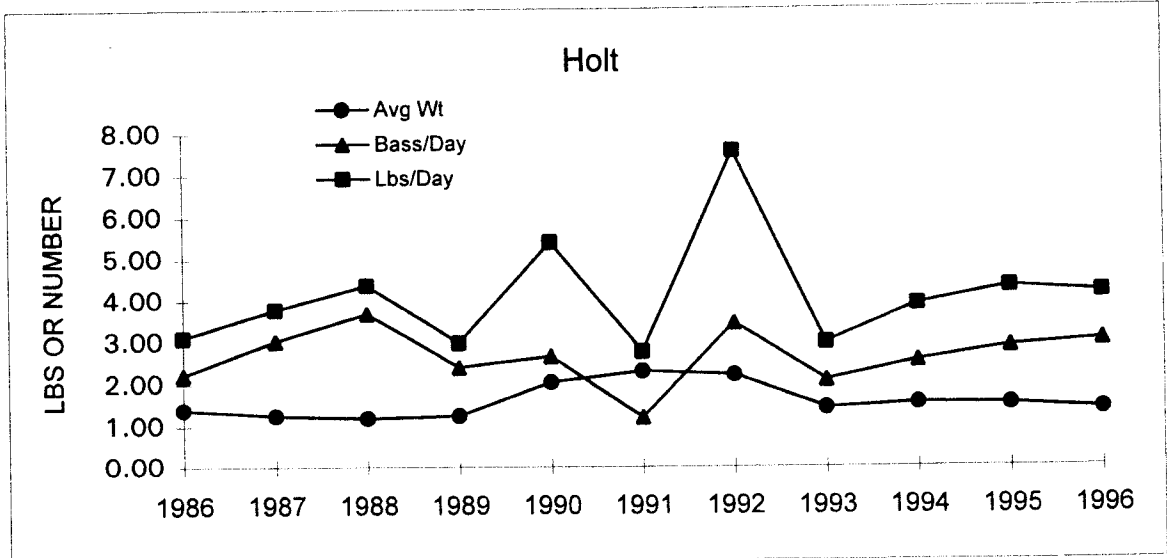
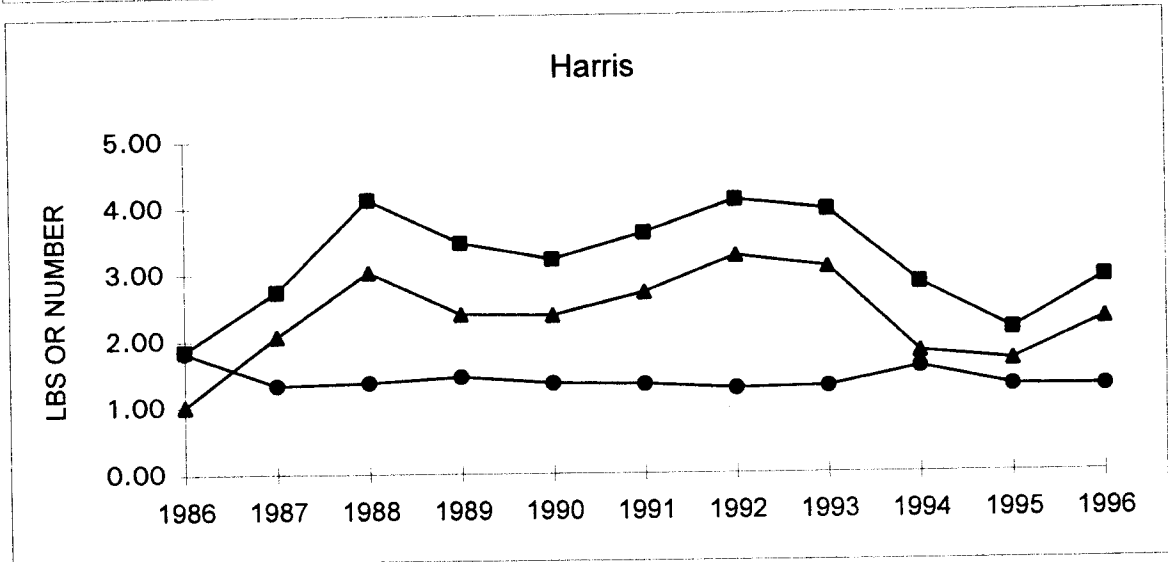
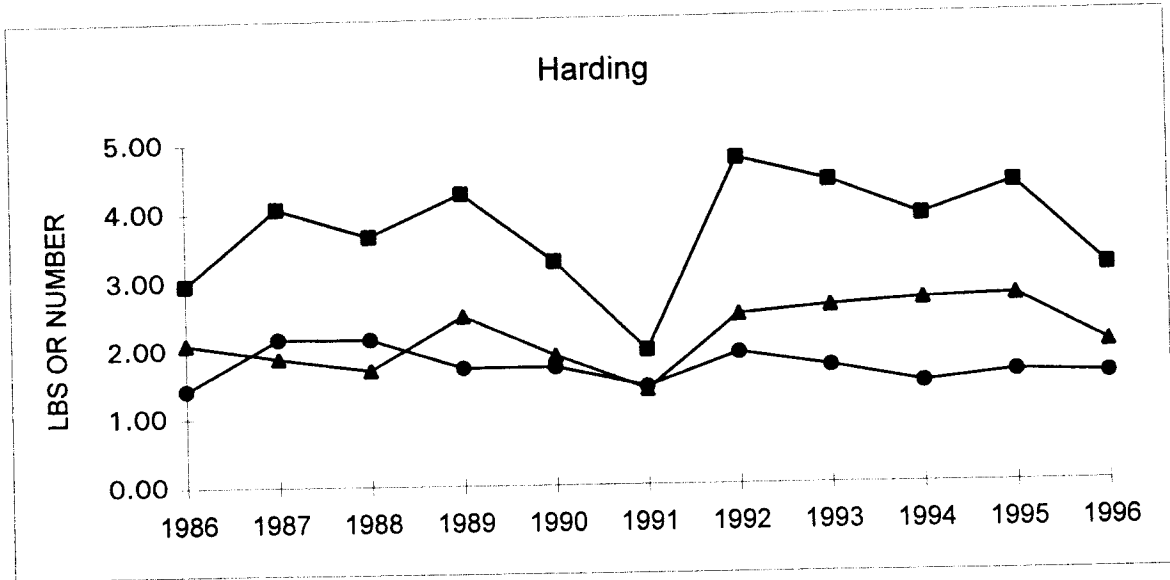
Appendix A



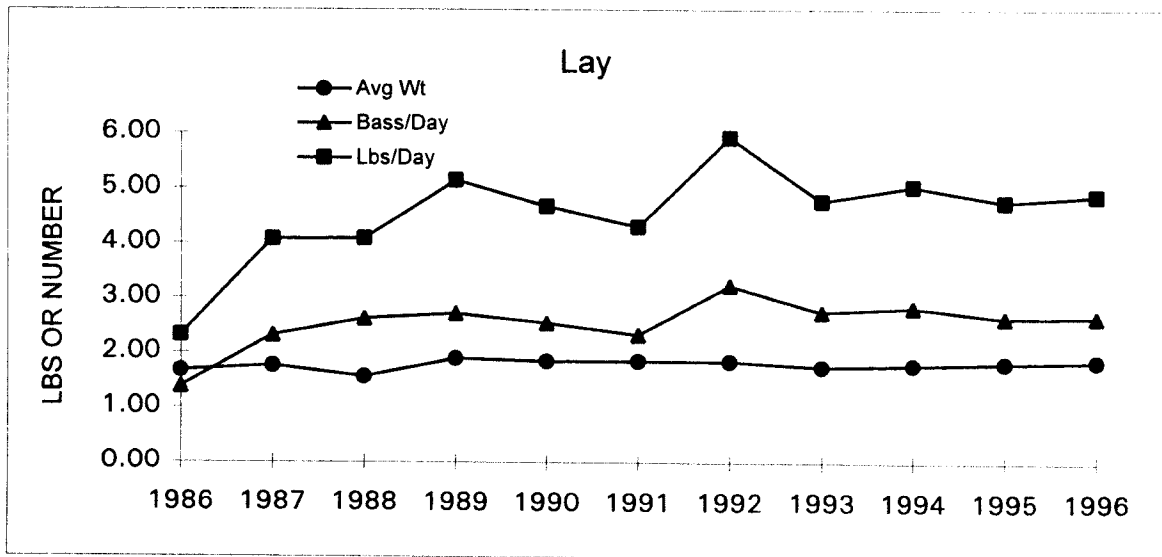
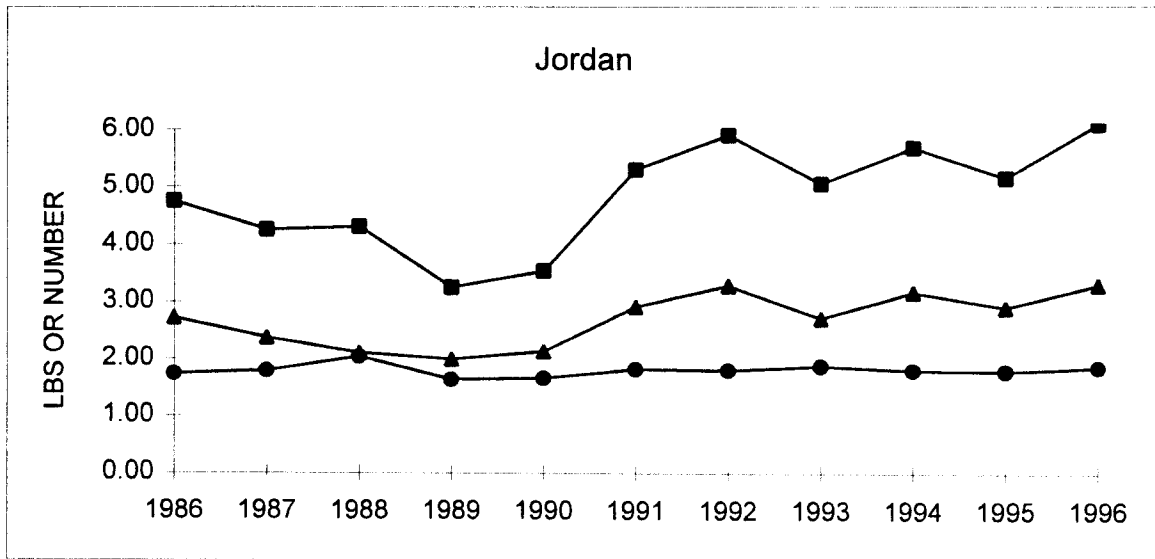
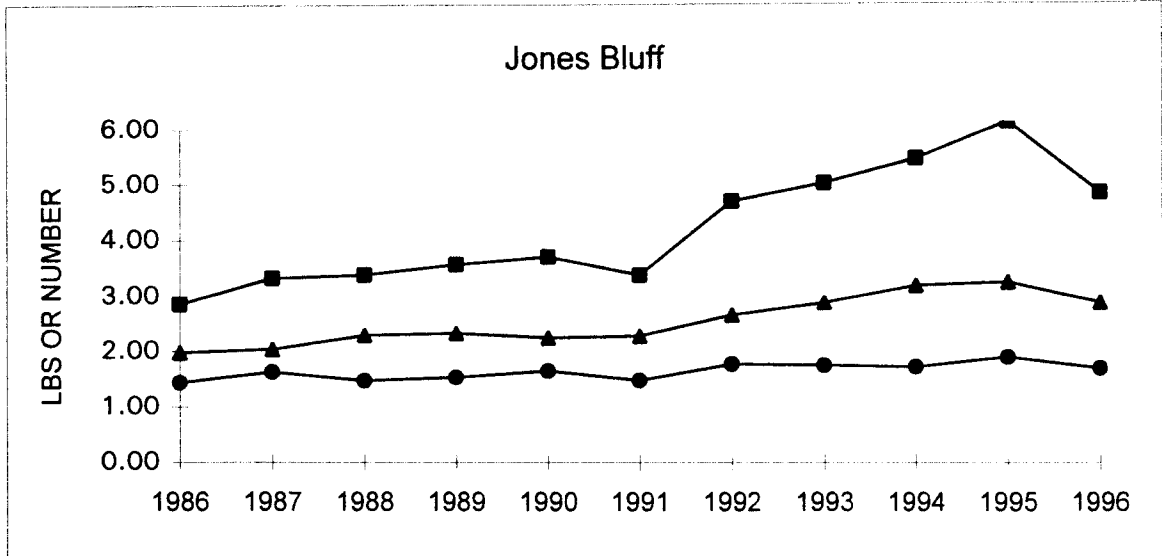
Appendix A



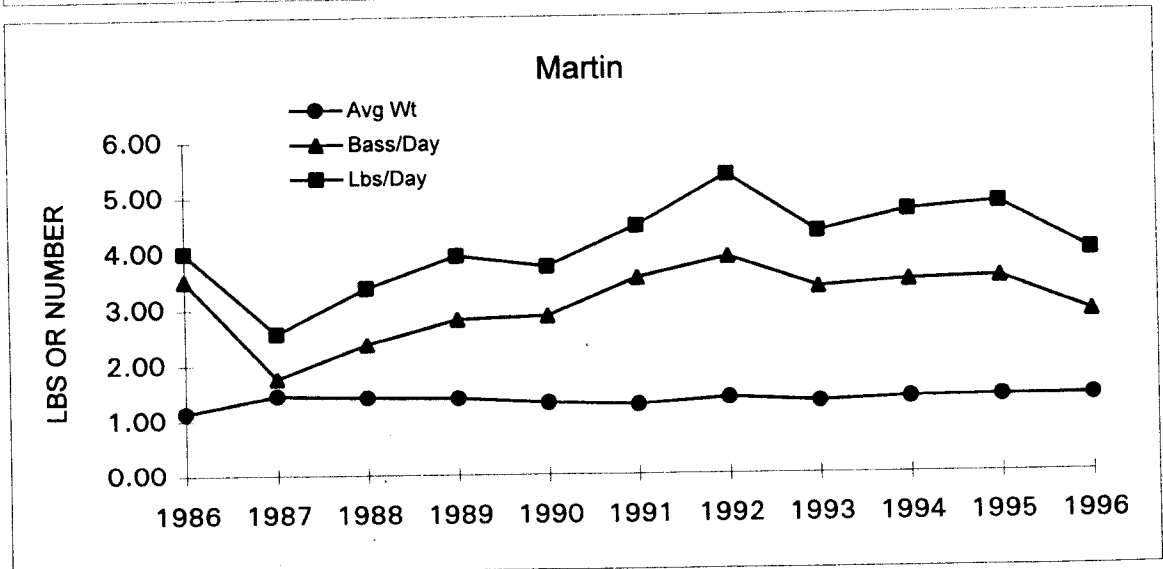
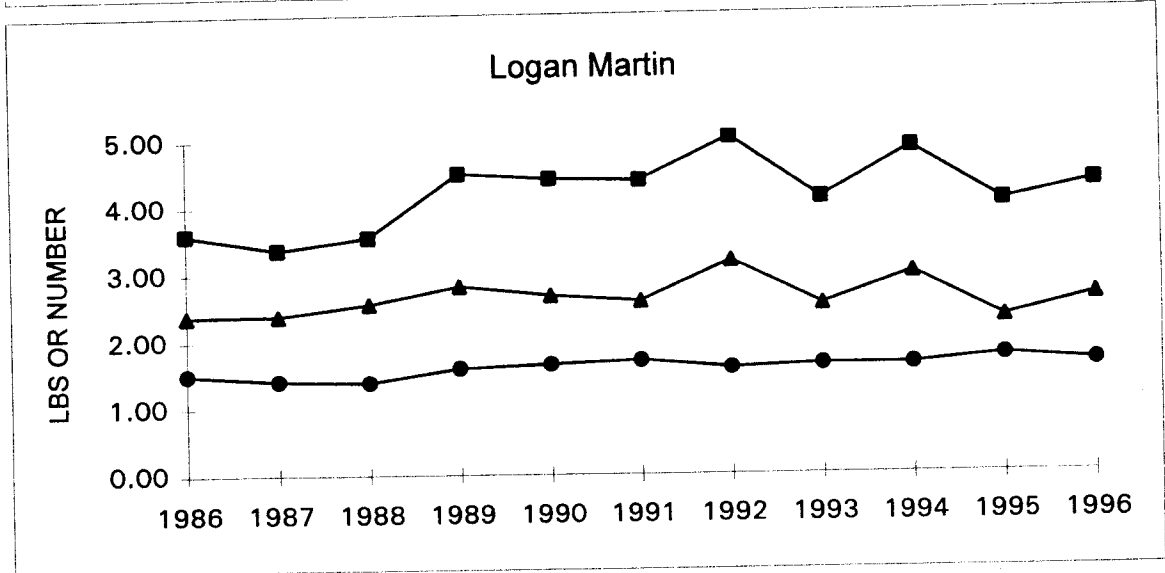
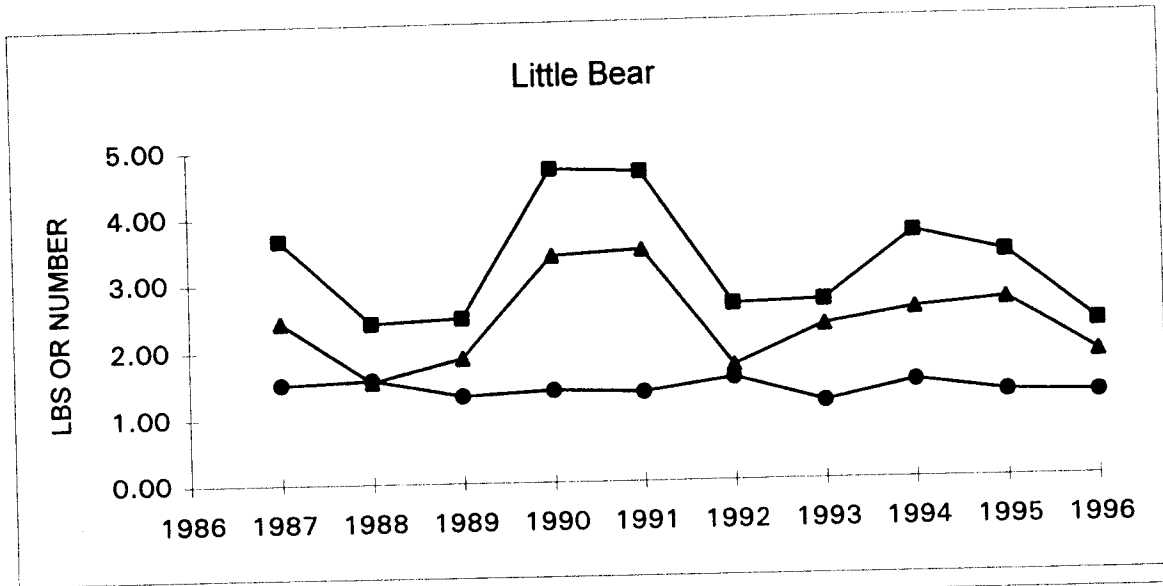
Appendix A



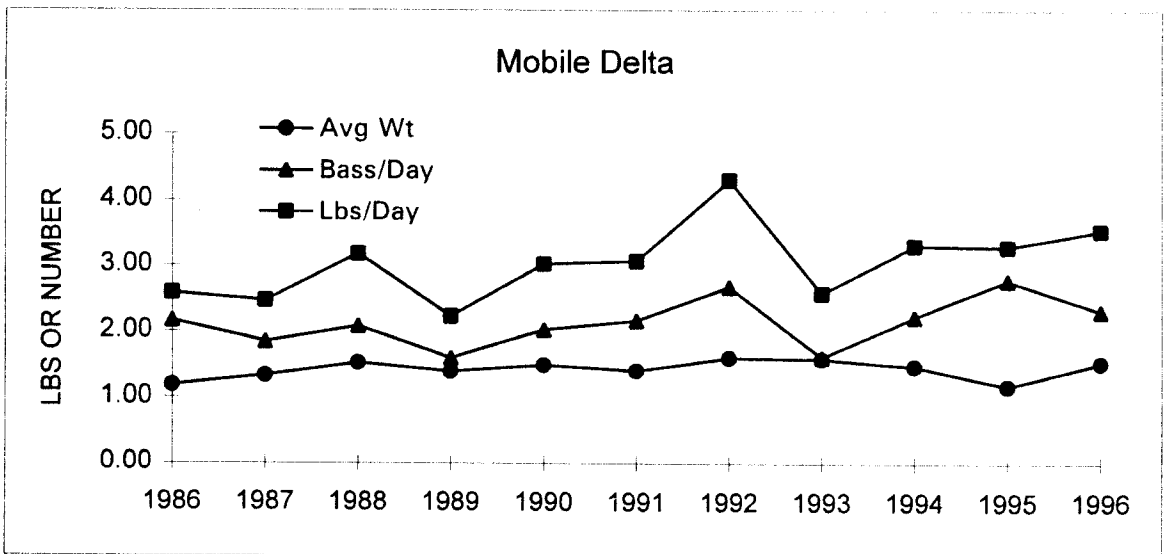
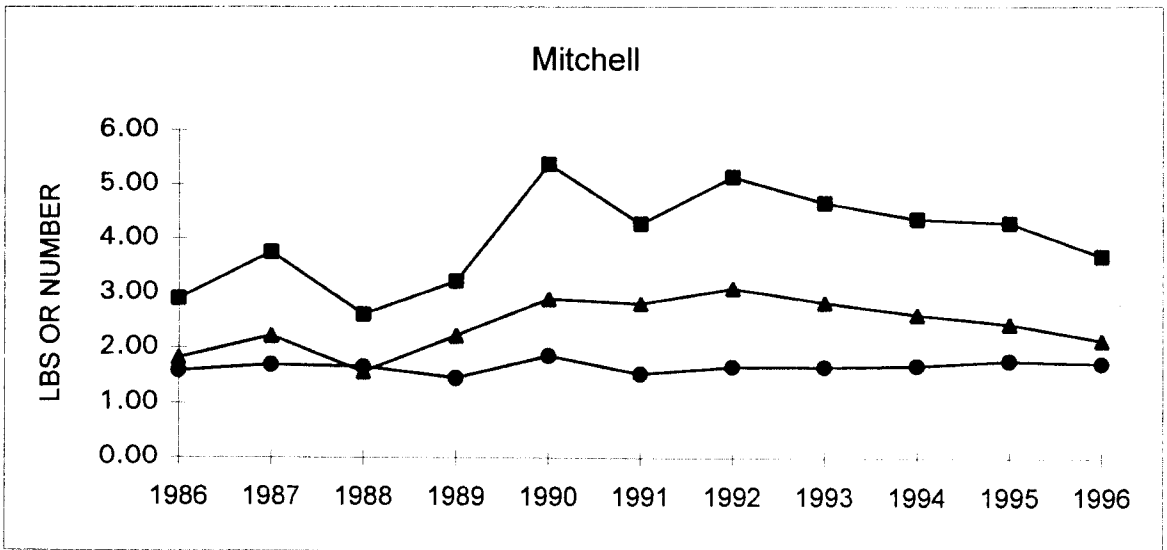
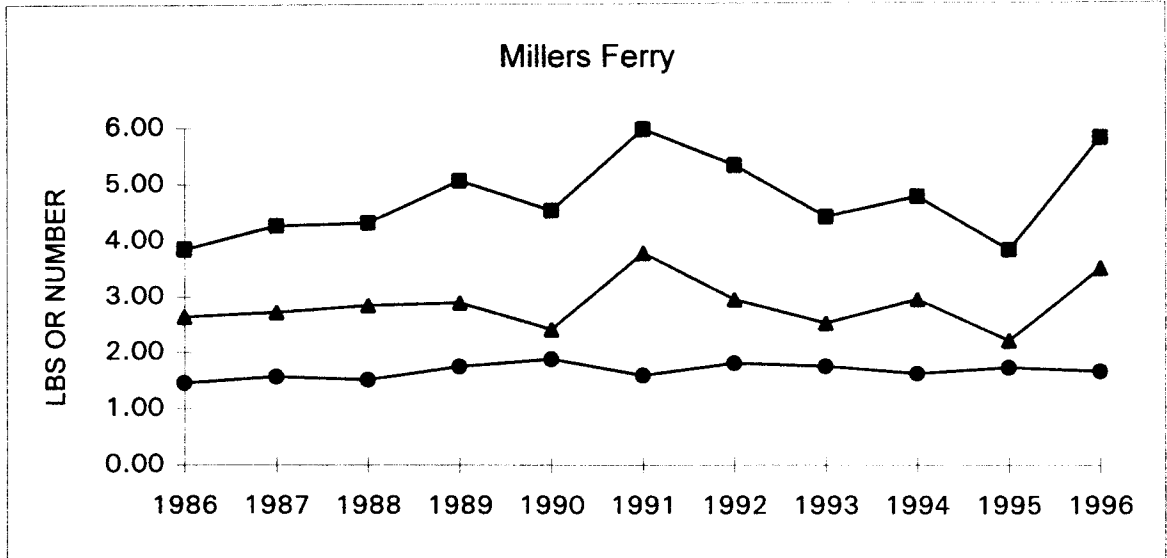
Appendix A



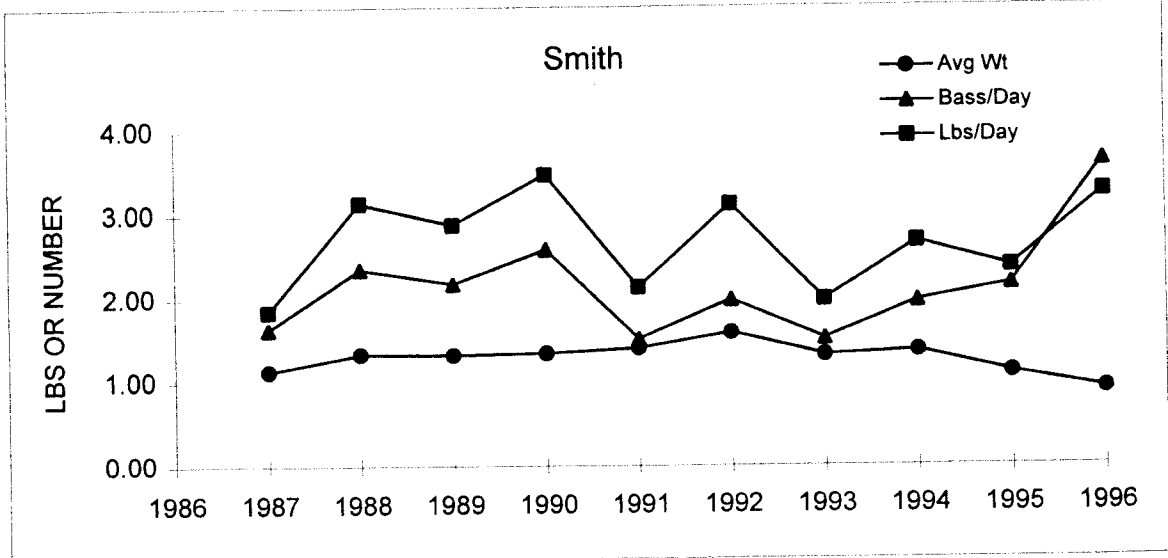
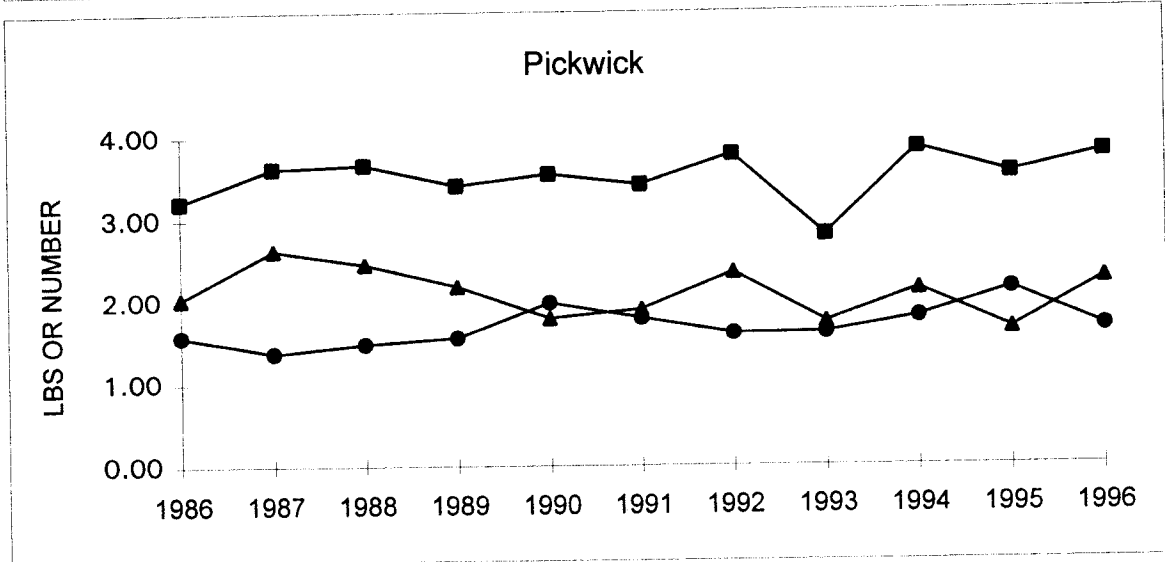
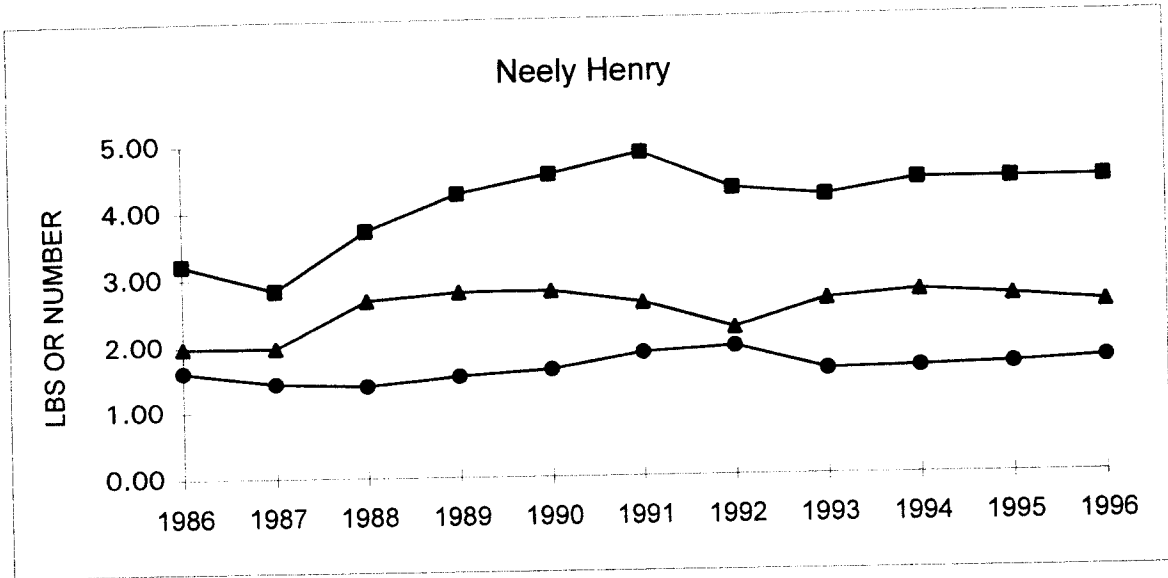
Appendix A



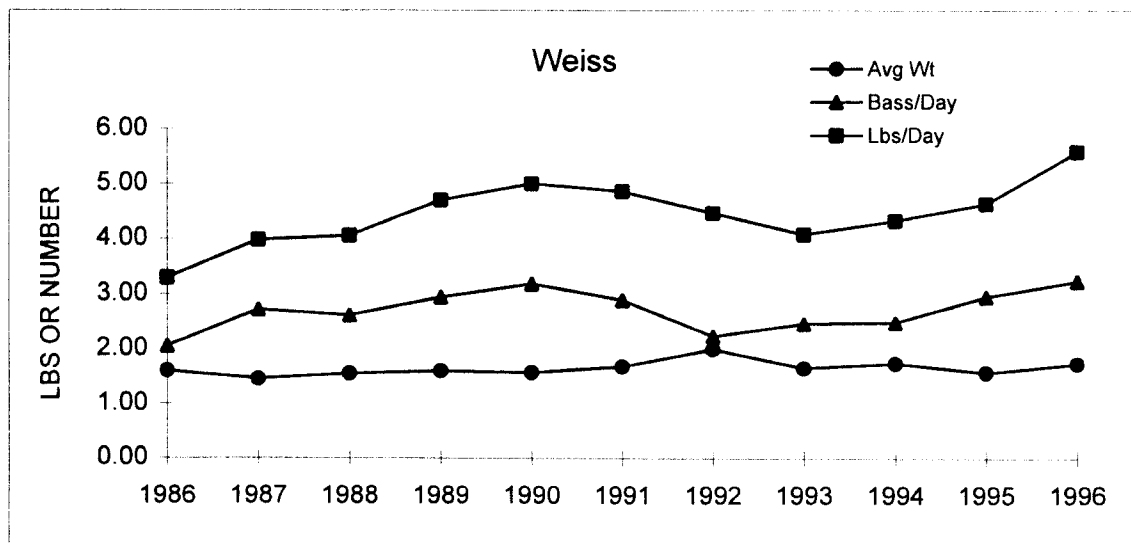
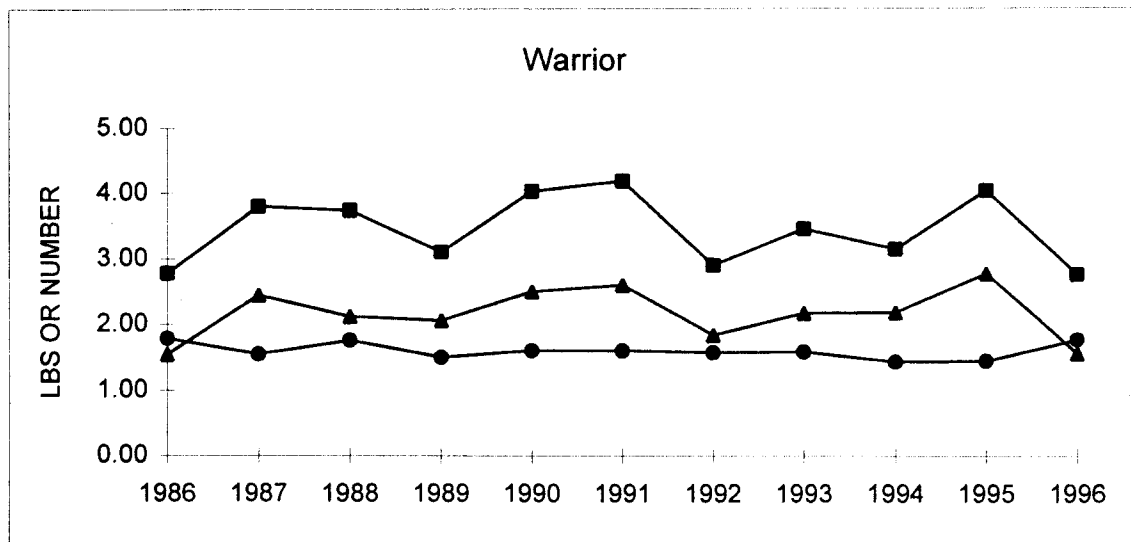
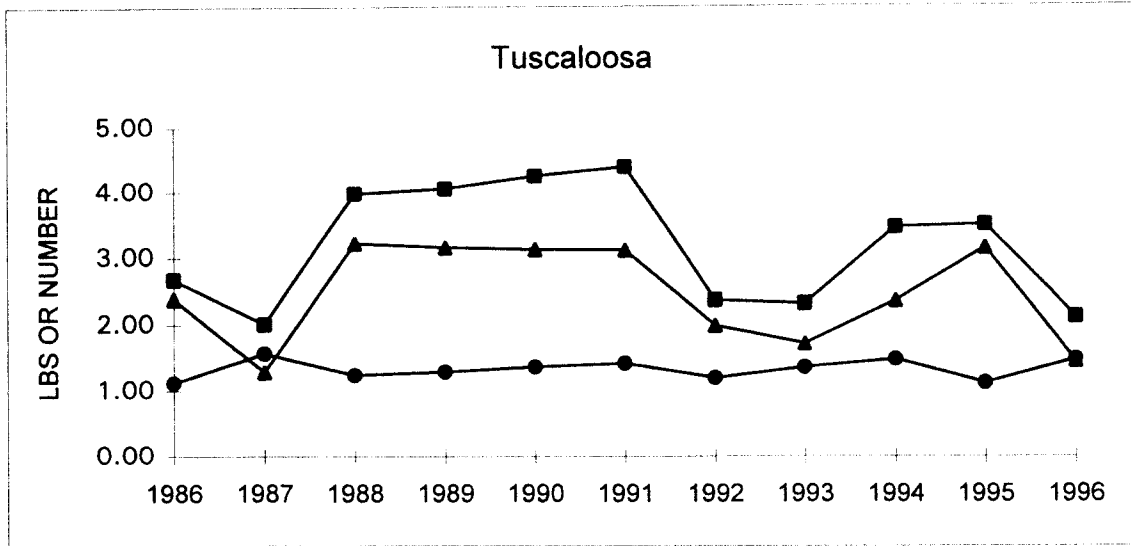
Appendix A



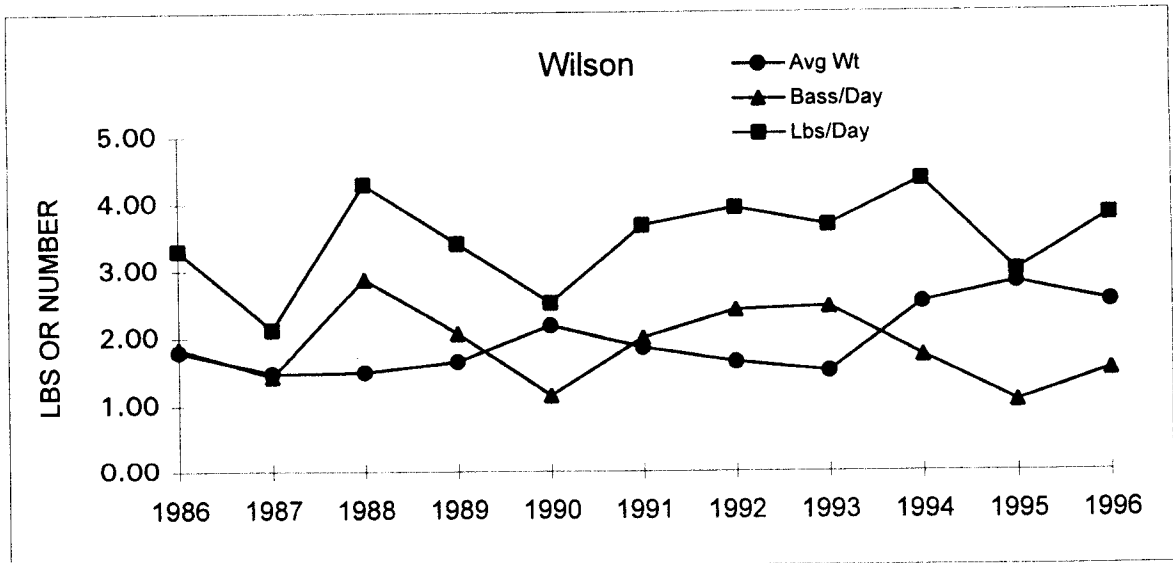
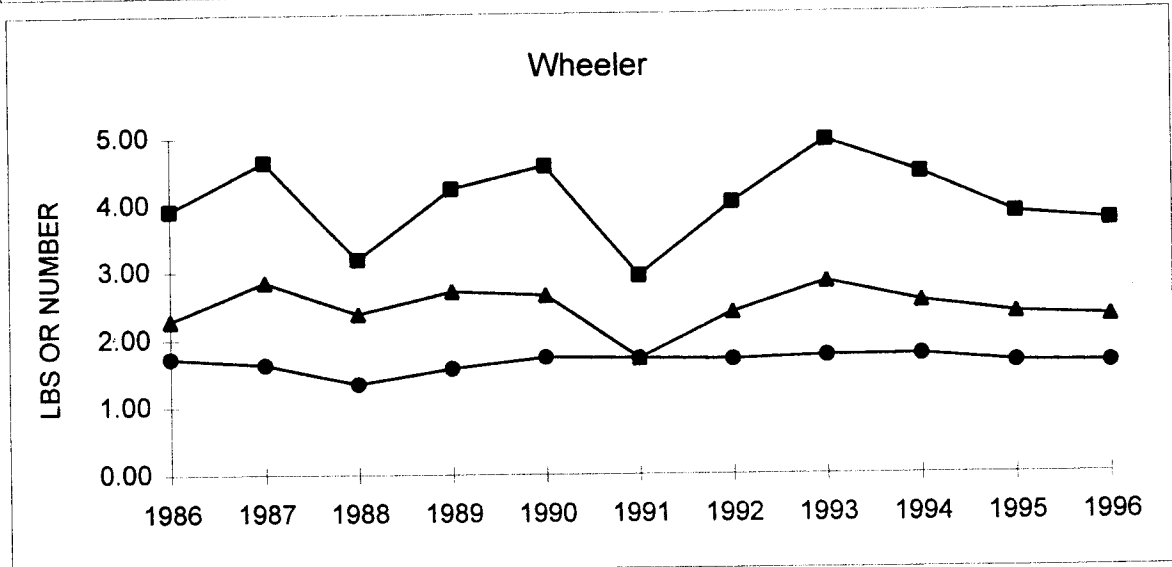
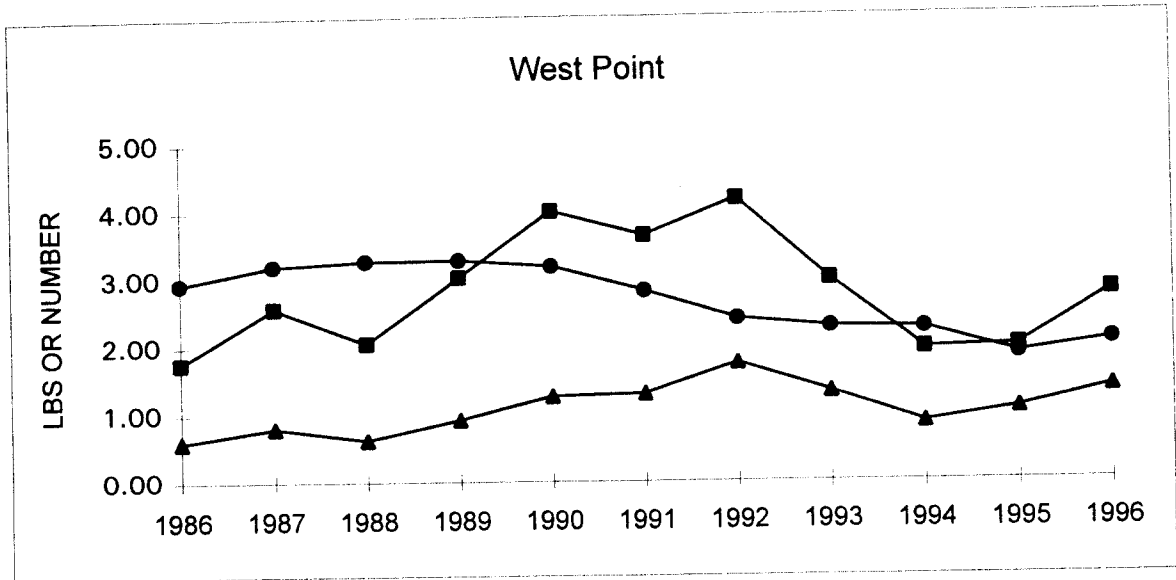
Appendix A



Appendix A



Appendix A



The Department of Conservation and Natural Resources does not discriminate on the basis of race, color, religion, age, gender, national origin, or disability in its hiring or employment practices nor in admission to, or operations of its programs, services, or activities. This publication is available in alternative formats.

