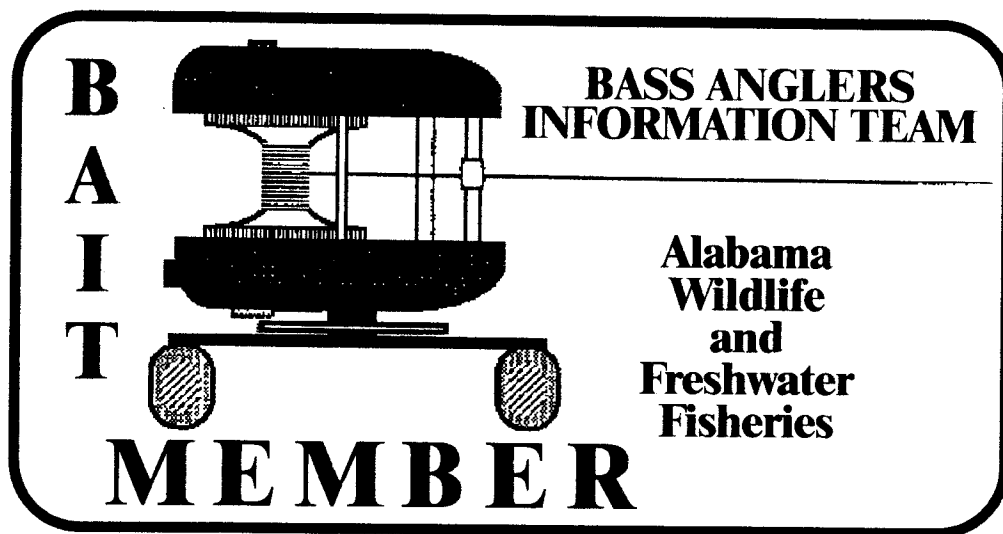


B.A.I.T.

Bass Anglers Information Team 2003



Department of Conservation and Natural Resources

Division of Wildlife and Freshwater Fisheries

Fisheries Section

64 North Union Street
Montgomery, Alabama 36130

B.A.I.T.
Bass Anglers
Information Team
2003
Annual Report

by
William C. Nichols, James J. McHugh and Jay B. Haffner
Division of Wildlife and Freshwater Fisheries
Department of Conservation and Natural Resources

*Funded in part by the Federal Aid to Sport Fish Restoration Program
Alabama DJ/WB Project F-38*

INTRODUCTION

The printing of the 2003 B.A.I.T. annual report marks the eighteenth year of the B.A.I.T. program. The objective of the program since its inception has been to gather information on bass populations by combining the efforts of bass club members and state fisheries scientists. The B.A.I.T. program summarizes catch data on reservoir bass populations that are collected and provided to us by participating clubs. This information is used by state fisheries scientists in combination with data from other sources as a basis for fisheries management decisions. Bass anglers use the report to establish future tournament sites or to locate a reservoir that provides a particular type of fishing action.

Through 2003, we have summarized 8,940 tournament reports. B.A.I.T. team anglers have spent 2,100,376 hours collecting data for this program. They have contributed data from 480,407 bass that weighed 809,239 pounds.

METHODS

Every year we attempt to maintain the support of the previous year's clubs and to enlist the support of new clubs through public meetings, news releases and letters. Participating club officers or tournament directors are sent the previous year's annual report, with tournament report postcards to be completed following each tournament. Clubs are assigned individual numbers to insure confidentiality. As tournament cards are received, they are checked for accuracy and entered into a computer database. Club officers are contacted when data are suspected to be erroneous. We compile and analyze the data following receipt of December tournament reports. Statewide tournament results are sorted by reservoir and by club.

To rank reservoirs, five "fishing quality" indicators were used: percent of successful anglers (percent of anglers with one or more bass at weigh-in), bass average weight, number of bass per angler-day, pounds of bass per angler-day, and hours required to catch a bass five pounds or larger. Since the length of a fishing day varies between

tournaments, an angler-day is defined as 10 hours of fishing effort. A minimum of five tournaments for an individual reservoir is considered necessary for minimum confidence in each reservoir dataset. Reservoirs with five or more tournament reports are ranked for each of the quality indicators. Values are assigned to each rank and an overall rank is determined for each reservoir by summing the values of the five quality indicators. This ranking system is intended to be a quick reference for club tournament site selection. It does not constitute a "best and worst" list of Alabama reservoirs and should not be interpreted that way.

RESULTS AND DISCUSSION

Bass clubs submitted 564 tournament reports during 2003. As has been seen in many of the past years, Club representatives did an excellent job filling out the cards and few reports were rejected due to incomplete or erroneous information. We want to again, thank all of the participants of the B.A.I.T. program and urge them to keep up the good work! Forty-one clubs or tournament organizations provided data in 2003. Two hundred and ninety reports from Alabama waters were received from Dr. Carl Quertermus of the University of West Georgia, who summarizes tournament data from the Georgia B.A.S.S. Federation and 30 reports from the Tennessee Wildlife Resource Agency that Tennessee clubs provided from Alabama reservoirs. Without their support, several Alabama reservoirs would not have been well represented in the quality indicator rankings (Table 2). Once again we must stress that reports from more locations increase the capability of the summaries to reflect actual fish population conditions and not just a good or poor day's fishing by one or two clubs.

In 2003, tournament reports were received for 31 bodies of water that were fished 99,258 hours. B.A.I.T. anglers caught 23,426 bass that weighed 42,927 pounds (Table 1). A total of 212 bass five pounds and larger were reported for an overall catch rate of one bass five pounds or larger for every 468 hours of fishing. The number of bass reported with weights of over eight pounds had declined from 17 in 1997, to 4 in 2001 and 4 again in 2002. During 2003 the number of bass reported that were eight pounds or

larger increased to 7 (Table 5). The largest bass weighed 10.25 pounds and was caught in Harris. With 48 bass weighing five pounds or larger, Eufaula led this category, followed by Guntersville with 32.

In 2003, the overall average catch rates for both number (2.36) and pounds (4.32) of bass per day were better than in 2002 and also the best reported since 1992 (Figure 1). Compared to the 2002 report, eleven lakes improved in overall fishing success, eight lakes declined and four lakes remained about the same (Appendix A).

Of the 43 clubs or tournament organizations that submitted data during 2003, 24 submitted five or more tournament reports; twelve clubs submitted 10 or more reports. Six contributors submitted one report as compared to nine contributors last year. All club representatives should understand that every tournament report is important if this program is to continue to be successful. A list of clubs contributing tournament results for the 2003 B.A.I.T. report is presented in Table 4.

More tournament reports were received from the Eufaula (72) than from any other location. West Point (61) was second and Logan Martin (55) was third. Weiss, Guntersville, Lay, Martin, Mobile Delta, Neely Henry, Pickwick, each had 20 or more tournament reports (Table 1). Ten lakes were represented by 20 or more reports in 2003, which was down from twelve in the 2002 report. A good distribution of reports provides more representative catch statistics from which meaningful summaries can be prepared.

Of the 31 reservoirs from which reports were received, 21 had five or more tournament reports (Table 1). The following comments deal with these 21 reservoirs, which are ranked by quality indicators in Table 2. The percent of successful anglers (those with one or more fish) ranged from just under 53% at Coffeenville to over 88% at Jones Bluff. The average weight of bass caught ranged from 1.27 pounds at Martin to 2.58 pounds at Guntersville. (Table 1). Catch rates expressed as bass per angler-day ranged from 1.54 at Wilson and Guntersville to 3.39 at Jones Bluff. Catch rates as pounds per angler-day ranged from 3.51 at Martin to 6.98 at Jones Bluff. The statewide average weight for bass caught on all 31 reservoirs was 1.83 pounds.

Overall, Jones Bluff reservoir accumulated more quality indicator points (100) than any other reservoir in Alabama, replacing Weiss from last year. Logan Martin (77) placed second and Lay (75) came in third. It should be stressed that it has been very unusual in the history of this program for one reservoir to be ranked as number one in as many quality indicators as Jones Bluff has in 2003. Readers should note that the primary intent of Table 2 was not to determine the overall "best" reservoir, but to characterize the fishery of each reservoir. Anglers should first review the quality indicator that is most important to them. The overall rating would be used to narrow choices. For example, if an angler felt that the average weight of bass being caught was the most important indicator, then Guntersville would be the first choice. However, Eufaula that ranked second in this category has a better overall ranking and should provide large bass combined with other higher ranked qualities.

Bass data as expressed in the B.A.I.T. report from reservoirs with harvest restrictions or length limits will be biased since the data is a function of the restrictions. Length limits are imposed to increase the number of fish below a minimum length or within a specified length range (slot limit) which should eventually result in a greater supply of bass above the limit. Because all minimum lengths and length ranges will be above the 12-inch limit fished in most tournaments, the restrictions will reduce the total harvest in numbers and possibly pounds. However, those fish weighed in will be larger (longer) by virtue of the minimum length or slot limit when the restriction has become fully functional within the bass community. In the B.A.I.T. report, length limit lakes should rank high for average weight and near the bottom for percent success and bass per angler-day. For instance, bass per angler-day averaged 2.36 statewide in 2003 but for Wilson it was low at 1.54. Statewide average weight was 1.83 pounds for all 31 reservoirs but at Wilson, Guntersville, and Eufaula average weight was over 2.0 pounds. These average weights were higher primarily because the fish weighed in are larger due to the imposed length limits.

Length limits remained in effect during 2003 on West Point (14-inch minimum on largemouth bass), Wilson and Guntersville (15-inch minimum on black bass), Eufaula

(14-inch minimum on largemouth bass) and Demopolis (14-inch minimum on black bass), Pickwick (14-inch minimum on smallmouth bass), and Harris and Smith (13 to 16-inch slot on black bass). The quality indicator of pounds of bass per angler have continued to increase in the reports from Demopolis and the average individual fish weight and the number of bass caught per angler which had remained somewhat flat, seem to be beginning to trend upwards. The reports from Wilson have shown a flat to declining trend for average weight since 1996, but compared to 2002, the quality indicators of pounds per angler and number of bass per angler have increased markedly. Additional sampling and more B.A.I.T. information will be needed to determine if the length limits at these two reservoirs will be effective. Guntersville did appear to reflect a positive response in the bass population in 1999 from the implementation of a length limit but there were not any remarkable additional increases in 2000 and 2001, with data continuing to remain at about the 1999 levels. Beginning with the 2002 reports though, there seems to have been a change at Guntersville with higher values for pounds per angler and average weight. In 2003 though, the values for pounds per angler and bass per angler dropped somewhat. Fishing as measured by the quality indicators at West Point during 2003 has continued to improve since 1999 in terms of bass per angler and pounds per angler but average weight continues to remain relatively flat. Fisheries biologists have noted a marked decrease in the fertility of West Point and an increase in the proportion of spotted bass to largemouth bass in this reservoir. Eufaula has shown an increase in pounds per angler and bass per angler since 2000 but has continued to show a flat trend in average weight. Prior to 2001 all three quality indicators for Eufaula had remained flat to slowly declining since 1997. Standardized sampling of bass populations on Eufaula have indicated that there had been an increase in the number of all sizes of bass but that they are in poorer condition and were exhibiting slower growth. Georgia and Alabama biologists discussed various management options and it was determined that the length limit would be reduced from 16 inches to 14 inches to allow increased bass harvest. This change in length limit took effect in November 2000. Lewis Smith's bass population has continued to improve since 1999 but it's performance in the BAIT Report has been erratic. Pounds per angler and bass per angler were both up from 2002 and but average

weight declined slightly. It is very important that anglers continue to harvest largemouth and spotted bass smaller than 13 inches from Smith and Harris Lakes. Slight improvement was demonstrated in 2003 for Harris Lake with pounds per angler and average weight somewhat higher than was reported in 2001 and 2002. The length limit on smallmouth bass in Pickwick is continuing to help sustain an excellent fishery for this species, however slight declines in average weight, pounds per angler and bass per angler for all black bass were reported in 2003.

A trend that first appeared in the 1998 B.A.I.T. data that has been a major concern ever since is the dramatic decrease in the catch rate of bass over five pounds from reservoirs throughout the State. The average number of hours (effort) needed to catch a five-pound or larger bass has increased from 265 in 1996 and 291 in 1997 to 594 in 1998 and 837 in 1999. In 2000 this amount of effort decreased to 685 hours and then to 659 hours in 2001. In 2002 this value fell to 565 hours and in 2003 it fell further to 468 hours but these amounts of effort are still much higher than those seen in 1996 and 1997. It appears now that this trend is continuing to show slow improvement. The decrease in large fish in Alabama occurred regardless of the river system, reservoir size, reservoir location, or type of management. Regionally this phenomenon was also documented in Tennessee, Georgia and Oklahoma. It is now generally accepted among regional fisheries biologists and researchers that this decrease in the number of larger fish being caught by anglers can be attributed largely to the impact on bass populations of the Largemouth Bass Virus Disease (LMBV). LMBV was first identified in the Santee-Cooper Reservoir of South Carolina in 1995, however further investigations have demonstrated that this disease organism was present in Florida waters even earlier. LMBV has been found in bass populations throughout the southeast and as far north as Illinois and Michigan. LMBV has been attributed to largemouth bass mortalities in Alabama, Florida, Mississippi, Georgia, South Carolina, Texas and Louisiana. Adult bass two pounds and larger seem to be the most susceptible. We are continuing to cooperate with researchers at Auburn University and the U.S. Fish and Wildlife Service, Warm Springs Fish Health Center, to assess the presence of this virus in Alabama bass populations and to monitor

any further fish mortalities caused by this pathogen. The decreasing amount of effort required to catch large bass in Alabama since 1999 is a hopeful trend and this has been interpreted by many of the researchers monitoring this disease as an indication that our bass populations are beginning to adapt to this new pathogen. There are still indications that this disease is continuing to impact our bass populations by elevating natural mortality rates above what was observed prior to its introduction but it is hoped that in time our bass populations will develop a greater resistance to this disease. In addition, fisheries management biologists and fisheries pathologists from across the country are now working together to learn more about this disease as quickly as possible in hopes of determining strategies to minimize its impact on our largemouth bass fisheries. To aid us in this effort please report any unusual bass die-offs to your district fisheries office.

Graphs in Appendix A provide you with a historical record of how your favorite waters have performed in the B.A.I.T. program. A few words of caution, these graphs are not restricted to bodies of water with five or more tournaments. Data points for some years may be represented by only a few tournaments. However, those situations are restricted to those water bodies that generally have not been included in the quality indicator rankings in Table 2. Secondly, when comparing water bodies, be aware that the scale on the vertical axes have maximum ranges that vary. You can use these graphs to predict future fishing by looking for trends.

Good luck fishing and don't forget to take a child with you and introduce him or her to your sport. Our children are our future anglers and stewards of Alabama's resources!

To obtain more information on Alabama's fisheries resources visit the Alabama

Department of Conservation and Natural Resources Internet Homepage:

www.outdooralabama.com

Table 1. Statewide summary of tournaments for bass clubs participating in the 2003 B.A.I.T. Program.

Reservoir	Tourn. Number		Bass Anglers		Bass Success		Bass Number		Bass Weight		Bass > 5LB		Total Hours		Percent Success		Average Weight		Bass per Angler-day		Pounds per Angler-day		Hours per Bass > 5LB	
Aliceville	1	34	24	56	98.9	1	272	70.59	1.77	2.06	3.64	272												
Claiborne	3	48	47	251	429.9	1	594	97.92	1.71	4.23	7.24	594												
Coffeeville	6	207	109	397	655.8	2	1863	52.66	1.65	2.13	3.52	932												
Demopolis	12	493	243	1066	2276.0	9	4423	49.29	2.14	2.41	5.15	491												
Eufaula	72	1048	779	2182	5091.6	48	12523	74.33	2.33	1.74	4.07	261												
Gainesville	3	59	50	178	275.0	0	541	84.75	1.55	3.29	5.09													
Gantt	1	17	15	68	97.0	0	170	88.24	1.43	4.00	5.71													
Guntersville	53	905	630	1668	4296.0	32	10838	69.61	2.58	1.54	3.96	339												
Harding	19	324	255	644	1016.6	0	2726	78.70	1.58	2.36	3.73	694												
Harris	14	256	158	504	699.6	3	2081	61.72	1.39	2.42	3.36													
Holt	3	74	41	93	149.4	1	661	55.41	1.61	1.41	2.26	661												
Jones Bluff	6	70	62	226	464.8	4	666	88.57	2.06	3.39	6.98	167												
Jordan	17	320	231	769	1599.6	1	3202	72.19	2.08	2.40	5.00	3202												
Lay	32	556	405	1623	2782.6	16	5450	72.84	1.71	2.98	5.11	341												
Little Bear	3	40	36	128	219.1	0	356	90.00	1.71	3.60	6.16													
Logan Martin	55	997	854	3089	5211.1	10	10100	85.66	1.69	3.06	5.16	1010												
Martin	25	409	323	1264	1601.2	4	4557	78.97	1.27	2.77	3.51	1139												
Millers Ferry	14	308	180	570	1083.8	9	2854	58.44	1.90	2.00	3.80	317												
Mitchell	8	203	142	595	982.3	0	2101	69.95	1.65	2.83	4.68													
Mobile Delta	27	376	256	707	1052.1	0	3498	68.09	1.49	2.02	3.01													
Neely Henry	27	424	324	1044	1942.7	8	4035	76.42	1.86	2.59	4.82	504												
Pickwick	24	315	263	618	1008.0	3	2667	83.49	1.63	2.32	3.78	889												
Smith	1	34	22	94	121.9	2	340	64.71	1.30	2.76	3.59	170												
Tuscaloosa	1	32	31	87	110.5	0	288	96.88	1.27	3.02	3.84													
Upper Bear	1	13	13	33	46.8	0	130	100.00	1.42	2.54	3.60													
Warrior	5	174	134	366	605.9	4	1655	77.01	1.66	2.21	3.66	414												
Weiss	44	804	594	1840	3556.7	21	7328	73.88	1.93	2.51	4.85	349												
West Point	61	923	693	2194	3629.7	25	9081	75.08	1.65	2.42	4.00	363												
Wheeler	19	313	257	915	1493.2	4	3263	82.11	1.63	2.80	4.58	816												
Wilson	6	104	56	133	295.8	3	864	53.85	2.22	1.54	3.42	288												
Yates	1	17	15	24	33.1	1	136	88.24	1.38	1.76	2.44	136												
Grand Total	564	9897	7242	23426	42927.0	212	99258	73.17	1.83	2.36	4.32	468												

Table 2. Ranking by quality indicators for all reservoirs with five or more tournament reports in the 2003 B.A.I.T. program.

Rank	Percent Success	Average Weight	Bass per Angler-day	Pounds per Angler-day	Hours per Bass>5LB	Overall	Value
1	Jones Bluff	Guntersville	Jones Bluff	Jones Bluff	Jones Bluff	Jones Bluff	100
2	Logan Martin	Eufaula	Logan Martin	Logan Martin	Eufaula	Logan Martin	77
3	Pickwick	Wilson	Lay	Demopolis	Wilson	Lay	75
4	Wheeler	Demopolis	Mitchell	Lay	Millers Ferry	Weiss	71
5	Martin	Jordan	Wheeler	Jordan	Guntersville	Neely Henry	68
6	Harding	Jones Bluff	Martin	Weiss	Lay	Eufaula	67
7	Warrior	Weiss	Neely Henry	Neely Henry	Weiss	Wheeler	63
8	Neely Henry	Millers Ferry	Weiss	Mitchell	West Point	Demopolis	61
9	West Point	Neely Henry	Harris	Wheeler	Warrior	West Point	59
10	Eufaula	Lay	West Point	Eufaula	Demopolis	Jordan	57
11	Weiss	Logan Martin	Demopolis	West Point	Neely Henry	Guntersville	56
12	Lay	Warrior	Jordan	Guntersville	Harris	Warrior	51
13	Jordan	West Point	Harding	Millers Ferry	Wheeler	Mitchell	49
14	Mitchell	Coffeeville	Pickwick	Pickwick	Pickwick	Millers Ferry	49
15	Guntersville	Mitchell	Warrior	Harding	Coffeeville	Pickwick	48
16	Mobile Delta	Wheeler	Coffeeville	Warrior	Logan Martin	Wilson	46
17	Harris	Pickwick	Mobile Delta	Coffeeville	Martin	Martin	43
18	Millers Ferry	Harding	Millers Ferry	Martin	Jordan	Harding	39
19	Wilson	Mobile Delta	Eufaula	Wilson	Harding	Harris	32
20	Coffeeville	Harris	Wilson	Harris	Mitchell	Coffeeville	28
21	Demopolis	Martin	Guntersville	Mobile Delta	Mobile Delta	Mobile Delta	16

Table 3. Tournament summary for all bass clubs participating in the 2003 B.A.I.T. program.

Club Number	Tourn. Number	Bass Anglers		Bass Number		Bass Weight		Bass >5LB		Total Hours	Percent Success	Average Weight		Bass per Angler-day		Pounds per Angler-day		Hours per Bass >5LB
		Success	Number	Success	Number	Weight	Weight	Weight	Weight			Weight	Weight	Weight	Weight	Weight	Weight	
1	1	18	10	18	18	30.5	0	0	162	55.56	1.69	1.11	1.88					
2	2	24	13	33	33	64.7	0	0	203	54.17	1.96	1.63	3.19					
3	6	326	122	457	457	868.7	3	3008	3742	37.42	1.90	1.52	2.89					
4	7	190	62	241	241	495.9	2	1781	32.63	2.06	1.35	2.78						
5	12	210	184	815	815	1376.9	2	2271	87.62	1.69	3.59	6.06						
6	12	123	77	185	185	368.0	3	1071	62.60	1.99	1.73	3.44						
7	10	290	152	916	916	1372.9	4	2875	52.41	1.50	3.19	4.78						
8	1	10	8	14	14	30.9	0	100	80.00	2.21	1.40	3.09						
9	5	58	45	112	112	206.7	3	488	77.59	1.85	2.30	4.24						
10	1	31	20	65	65	136.8	1	279	64.52	2.10	2.33	4.90						
11	2	21	8	34	34	58.8	0	189	38.10	1.73	1.80	3.11						
12	5	233	101	539	539	1175.6	6	2097	43.35	2.18	2.57	5.61						
13	8	234	165	333	333	684.6	5	1851	70.51	2.06	1.80	3.70						
14	9	267	181	718	718	1293.2	9	2601	67.79	1.80	2.76	4.97						
15	9	153	122	334	334	571.2	3	1341	79.74	1.71	2.49	4.26						
16	9	132	90	203	203	355.4	0	1056	68.18	1.75	1.92	3.37						
17	2	24	20	61	61	110.8	1	235	83.33	1.82	2.60	4.72						
18	3	87	63	224	224	397.6	2	783	72.41	1.78	2.86	5.08						
19	8	143	117	356	356	752.4	3	1384	81.82	2.11	2.57	5.44						
20	4	45	38	117	117	149.6	0	426	84.44	1.28	2.75	3.51						
21	2	73	54	218	218	483.6	1	643	73.97	2.22	3.39	7.52						
22	2	40	29	79	79	119.3	0	380	72.50	1.51	2.08	3.14						
23	1	32	10	44	44	86.6	0	256	31.25	1.97	1.72	3.38						
24	3	83	39	104	104	171.4	0	664	46.99	1.65	1.57	2.58						
25	1	100	38	177	177	433.4	6	900	38.00	2.45	1.97	4.82						
26	2	64	38	93	93	165.9	2	617	59.38	1.78	1.51	2.69						
27	4	51	47	126	126	227.9	0	594	92.16	1.81	2.12	3.84						
28	13	182	161	636	636	1181.5	7	2076	88.46	1.86	3.06	5.69						
29	3	33	31	97	97	111.9	0	316	93.94	1.15	3.07	3.55						
30	2	76	54	134	134	224.3	2	722	71.05	1.67	1.86	3.11						
31	1	41	25	133	133	283.9	2	349	60.98	2.13	3.82	8.15						
32	8	108	78	220	220	332.5	3	989	72.22	1.51	2.23	3.36						

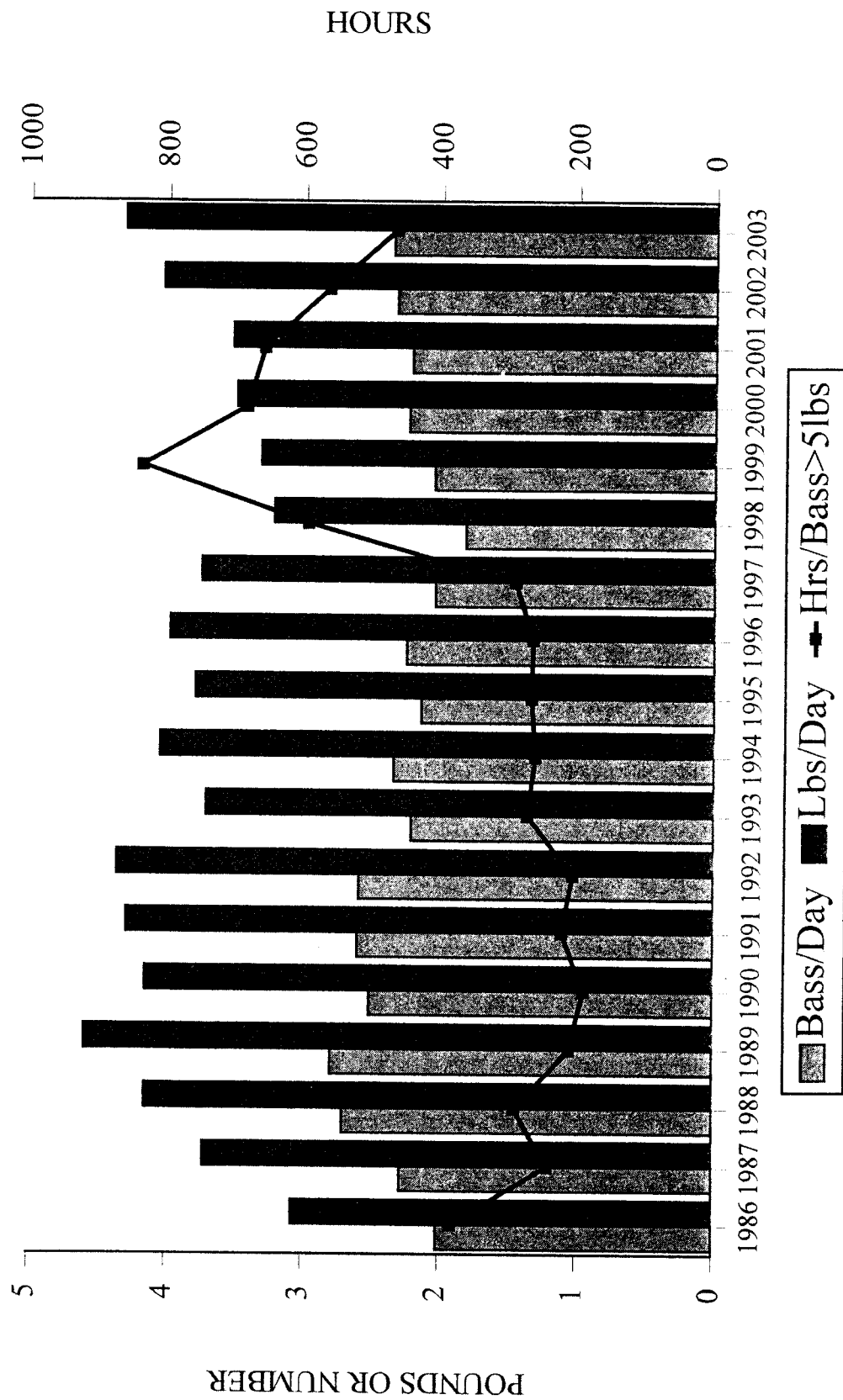
Table 4. Clubs supporting the 2003 B.A.I.T. annual report.

CLUB NAME	ADDRESS	CITY	STATE	ZIP	CLUB REP	PHONE
A&M BASSMASTERS	128 JEFF McMICHAEL	WAYNESBORO	MS	39367	DALE McMICHAEL	601-735-1011
AMERICAN BASS FISHING CLUB, INC.	1687 CO ROAD 471	KILLEN	AL	35645	MIKE RANEY	256-757-0695
BALDWIN COUNTY BASSMASTERS	13411 CO. RD. 3	FAIRHOPE	AL	36532	LARRY YOUNG	251-928-1052
BAY AREA BASSMASTERS	20635 LOWRY DR	FAIRHOPE	AL	36532	FRANK GRIFFETH	251-990-0861
BLACK WARRIOR BASS TRACKERS	5514 SUMMERFIELD DR E	TUSCALOOSA	AL	35404	CHARLIE TIDMORE	205-553-2919
BLUFF CITY BASSMASTERS	119 LINDSEY LANE	EUFULA	AL	36027	RAY DUNCAN	334-750-4594
BOEING BASS CLUB	26555 LAMBERT ROAD	ELKMONT	AL	36520	JOANTHAN MANTEUFFEL	256-423-8674
BREWTON BASSMASTERS	P.O. BOX 2222	E BREWTON	AL	36427	ALLEN COUCH	251-867-9852
CLAY COUNTY BASS BUSTERS	62 COUNTY ROAD 8021	LINEVILLE	AL	36266	BRIAN BUTLER	256-396-6100
CONFEDERATE	107 MICHIGAN DRIVE	DOTHAN	AL	36301	ROBERT FOLEY	334-671-7020
COOSA LODGE 622	P.O. BOX 534	COOSA	GA	30129	CELL RAMEY	706-766-5458
DALLAS COUNTY BASSMASTERS	112 PARK PLACE WAY	ALABASTER	AL	35007	BRIAN L. NICHOLS	205-685-1168
FIVE FLAGS BASS CLUB	4871 RANDEE CIR	PENSACOLA	FL	32526	JIM REEVES	850-453-2203
GEORGIA BASS FEDERATION					DR CARL QUERTERMUS	
GILBERTOWN BASS CLUB	P.O. BOX 183	GILBERTOWN	AL	36908	MIKE THORN	251-843-2668
HAMILTON BASSMASTERS	P.O. BOX 1201	JAMILTON	AL	35570	JAMES BEASLEY	205-921-0911
HILLCREST BASS CLUB	630 ROXIE AVE	OXFORD	AL	36203	CLYDE ABERNATHY	256-835-9412
KOWALIGA	26 RICHARD ST	TALLASSEE	AL	36078	HANK GOLDEN	334-283-6117
L A BASSMASTERS	48440 LONG LANE	BAY MINETTE	AL	36507	RAY LONG	251-937-4048
L.A. HOOKSETTERS	8285 COTTAGE HILL RD	MOBILE	AL	36695	JAMES D. MILES	251-633-6228
LAKE DEMOPOLIS OPEN TRAIL	277 BARLEY ST	HARTSELLE	AL	35640	PHIL EKEMA	256-751-3656
LAKE GUNTERSVILLE BASSMASTERS	3480 LITTLE DR SW	JACKSONVILLE	AL	35151	NEAL GOZA	256-245-2550
LAKE WEDOWEE BASSMASTERS	P.O. BOX 933	SYLACAUGA	AL	35620	GERALD E. RICKRODE JR.	256-233-8943
LAY LAKE BASSMASTERS	888 MACEDONIA LOOP	ELKMONT	AL	39307	JIM STEPHENS	601-482-2371
LIMESTONE LUNKERS	21889 DAVID DR	MERIDIAN	MS	36387	ROBBIE JACKSON	251-649-4721
MAGNOLIA BASS CLUB	5035 37th ST	WILMER	AL	36695	BOB STEELE	251-661-5251
MASTERS BASS CLUB	5040 WILMER RD	MOBILE	AL	36784	JAMES MORGAN	334-636-5322
MOBILE BASSMASTERS	3470 ROYALTY CT	THOMASVILLE	AL	35976	SEAN P. BUNTIN	256-961-4178
NAHEOLA BASSMASTERS	37 WHITE OAK DRIVE	GUNTERSVILLE	AL	36742	JOHN McALPINE	334-289-5892
NORTH ALABAMA TOURNAMENT ANGLERS	380 BEARD ROAD	GALLION	AL	35115	JOHN E. SIPPOLA	205-663-8994
P.A.C.E. BASSMASTERS	2875 CO RD 1	MONTEVALLO	AL	35180	BILLY J. LAWSON	205-647-2871
PEMCO BASS CLUB	9 MONTE BELLO LANE	WARRIOR	AL	36274	DAVID BROWN	256-357-2669
PIPEMILL BASSMASTERS	350 SPRING TRAIL	ROANOKE	AL	35750	RANDY HARBIN	256-829-0943
ROANOKE BASS HUNTERS	91 CO RD 6911	HAZEL GREEN	AL	30129	CELL RAMEY	706-766-5458
ROCKET CITY BASSMASTERS	1473 CARTER GROVE	COOSA	GA	36518	REV HOWARD GASTON	251-847-3502
ROME RED DEVIL CLOWNS	P.O. BOX 534	CHATAM	AL	35616	RICHARD PHILLIPS	256-370-7210
SHARE THE GOSPEL TOURNAMENT TRAIL	HC 62 BOX 222	CHEROKEE	AL		MIKE BRAMLETT	
TENNESSEE RIVER BASS CLUB	P.O. BOX 255	ROME	GA	30162	JAMES THOMPSON	706-295-5295
TENNESSEE WILDLIFE RESOURCES AGENCY		TUSCALOOSA	AL	35404	MIKE PUCKETT	205-345-8586
WEISS LAKE BASSMASTERS	P.O. BOX 6102	GALLION	AL	36742	SHERRI McALPINE	334-287-1040
WEST ALABAMA BASS FISHERMANS ASSN	301 SANDSTONE DR	TUSCALOOSA	AL	35401	KIM KIMBRELL	205-333-5119
WEST ALABAMA ENRICHMENT CENTER	2875 CO. RD 1					
Z7 CRANKERS	1200 COMMERCE DR					

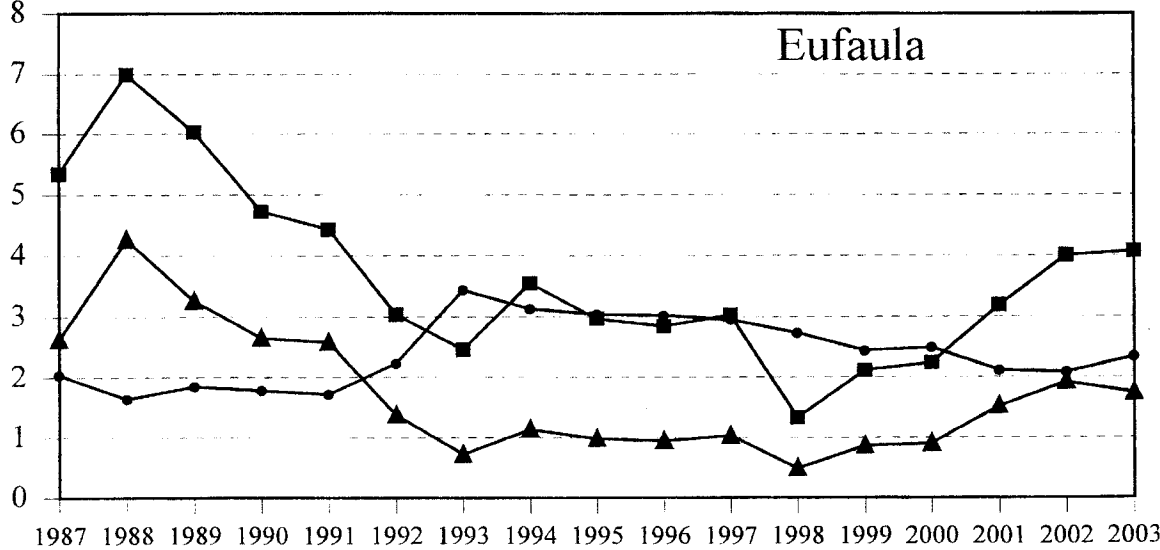
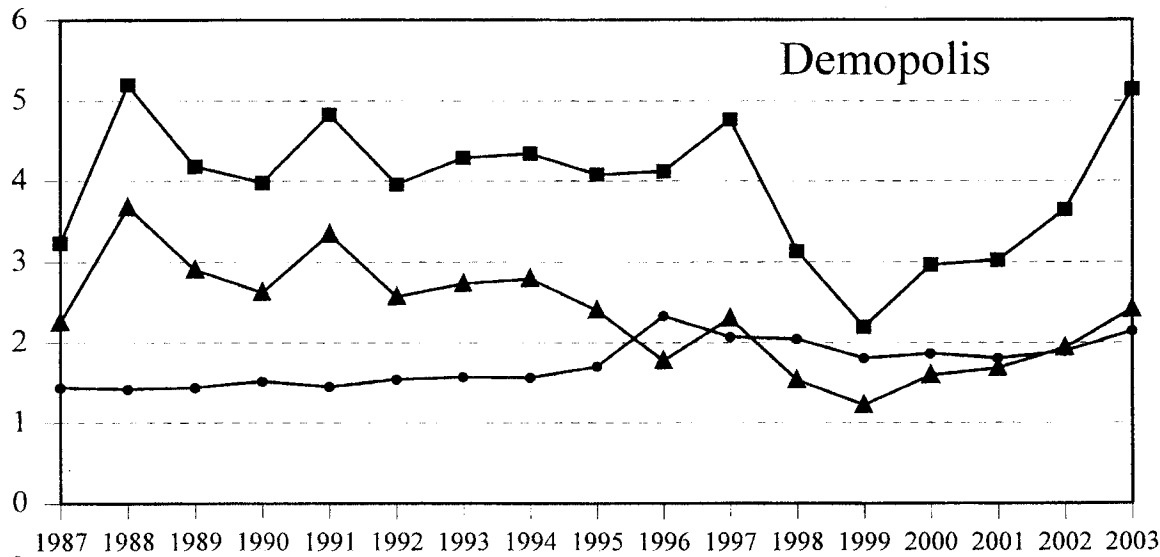
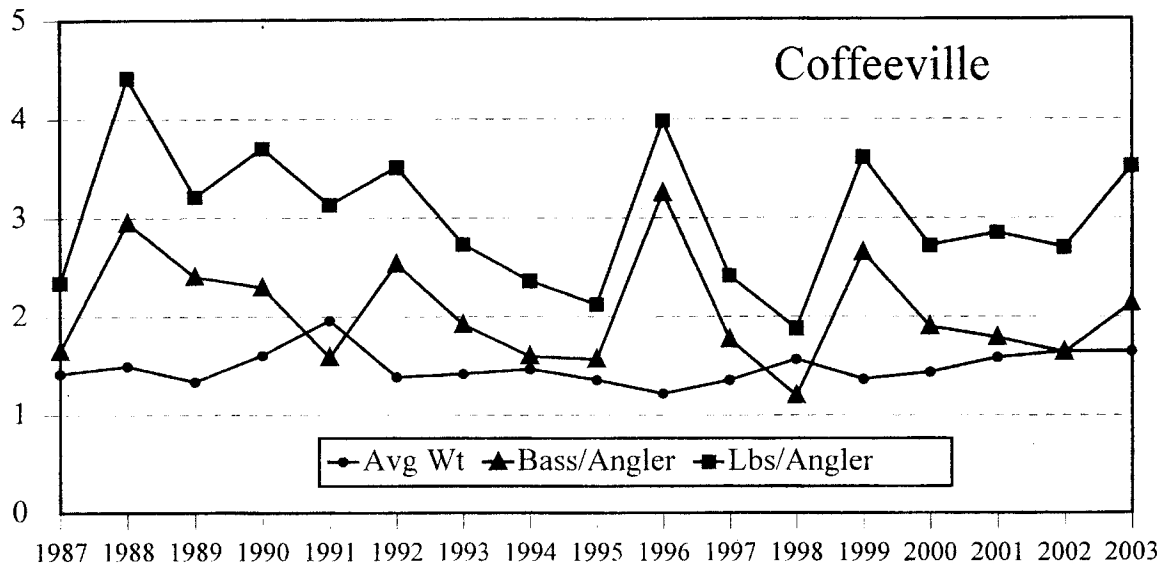
Table 5. Bass eight pounds and larger from 2003 B.A.I.T. tournament reports.

WEIGHT(LBS)	DATE	LOCATION	CLUB
10.25	25-Jan	Harris	Roanoke Bass Hunters
8.56	14-Mar	Guntersville	Georgia Bass Federation
8.49	9-Nov	Harris	Georgia Bass Federation
8.44	31-May	Guntersville	Georgia Bass Federation
8.36	13-Jul	West Point	Georgia Bass Federation
8.10	24-May	West Point	Georgia Bass Federation
8.06	15-Mar	Eufaula	Georgia Bass Federation

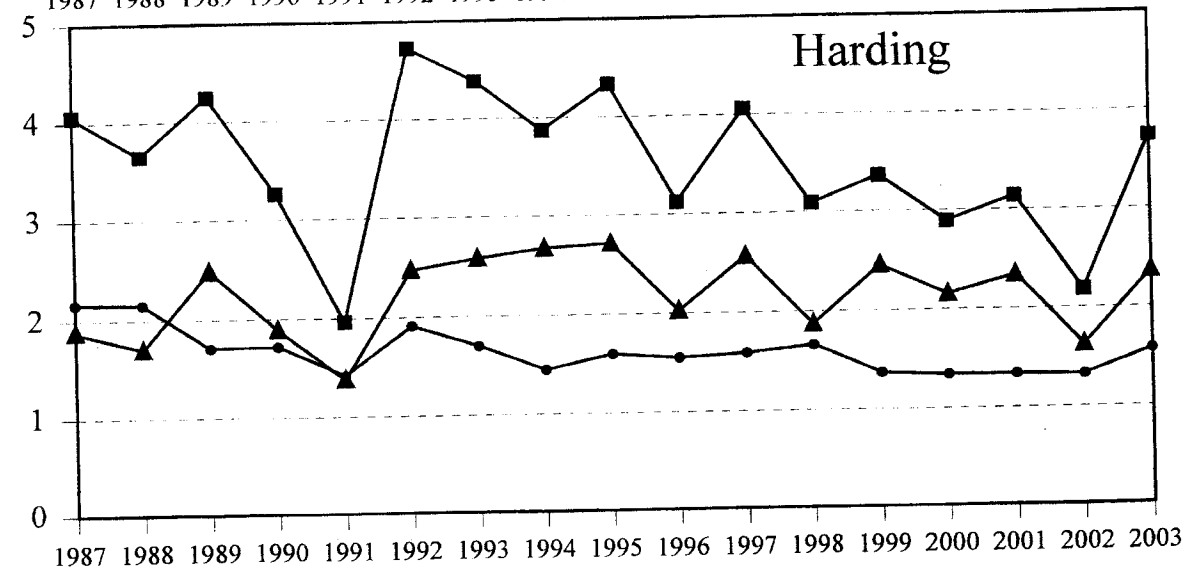
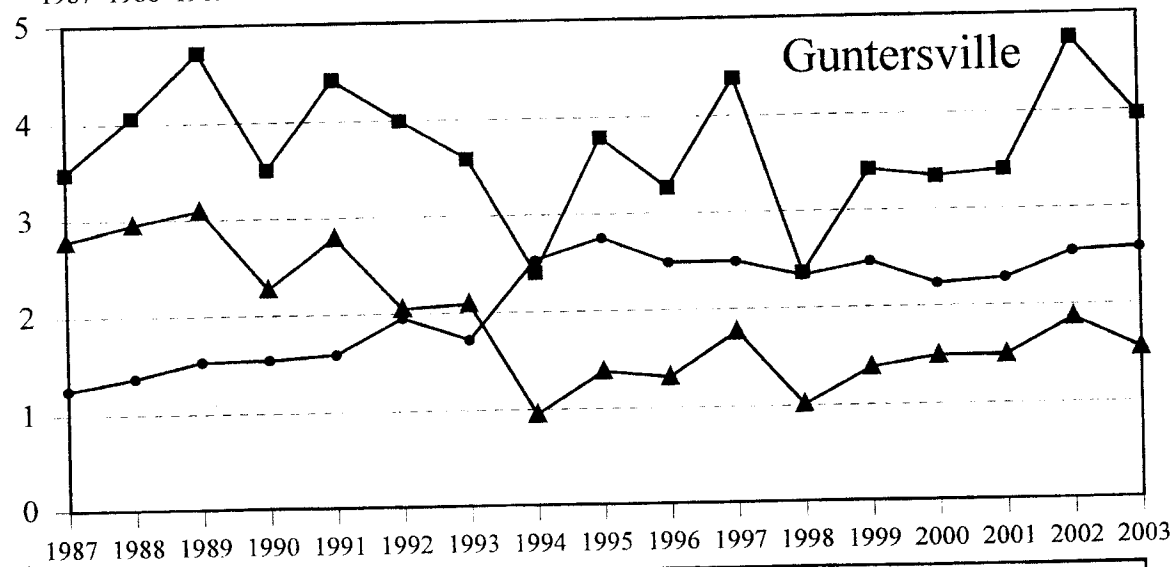
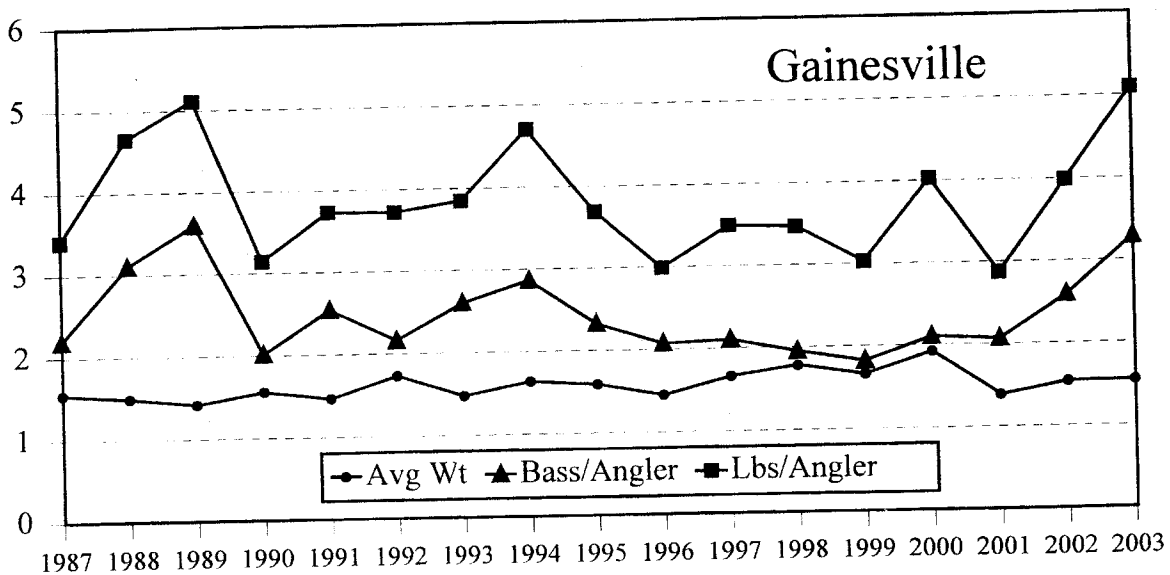
Figure 1. Annual catch for B.A.I.T. tournaments



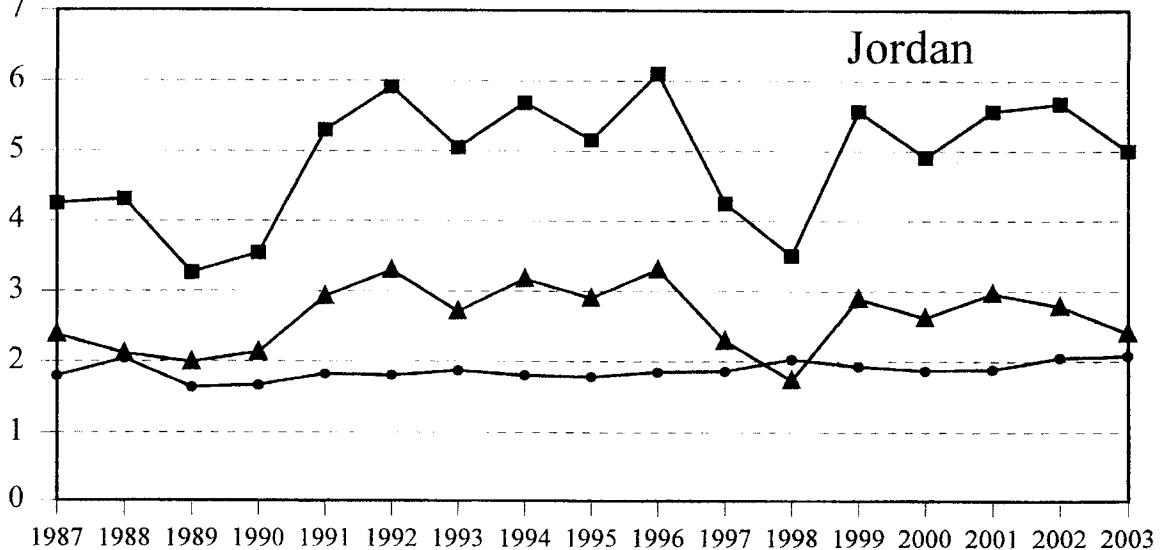
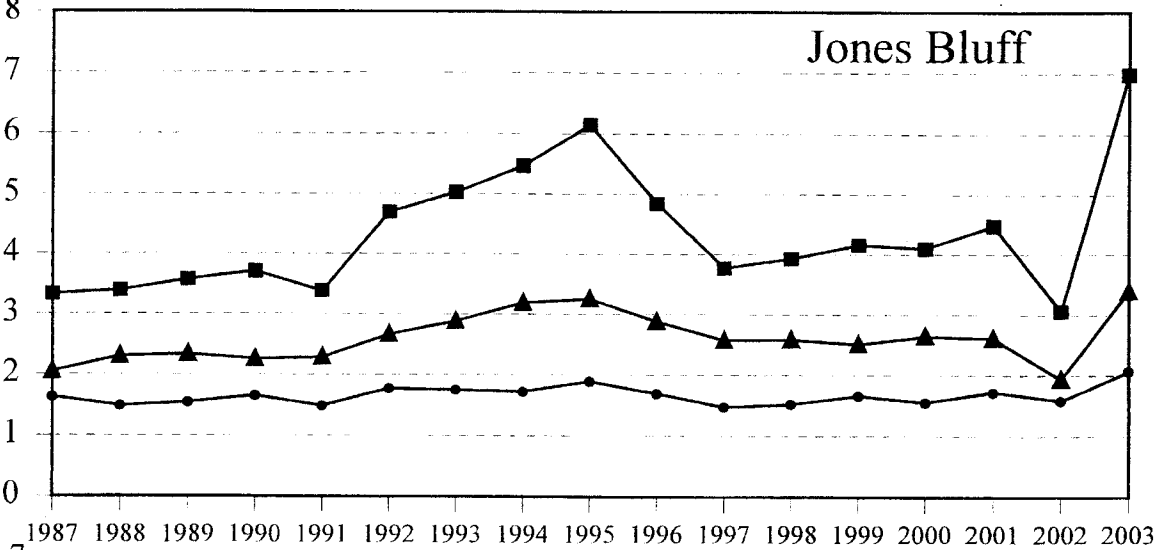
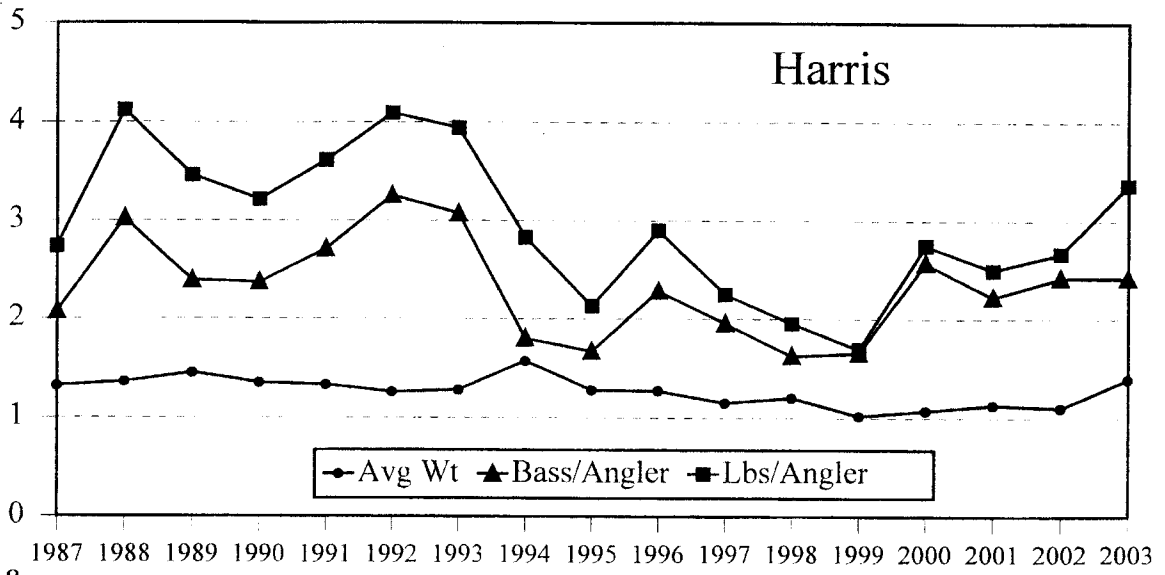
POUNDS OR NUMBER



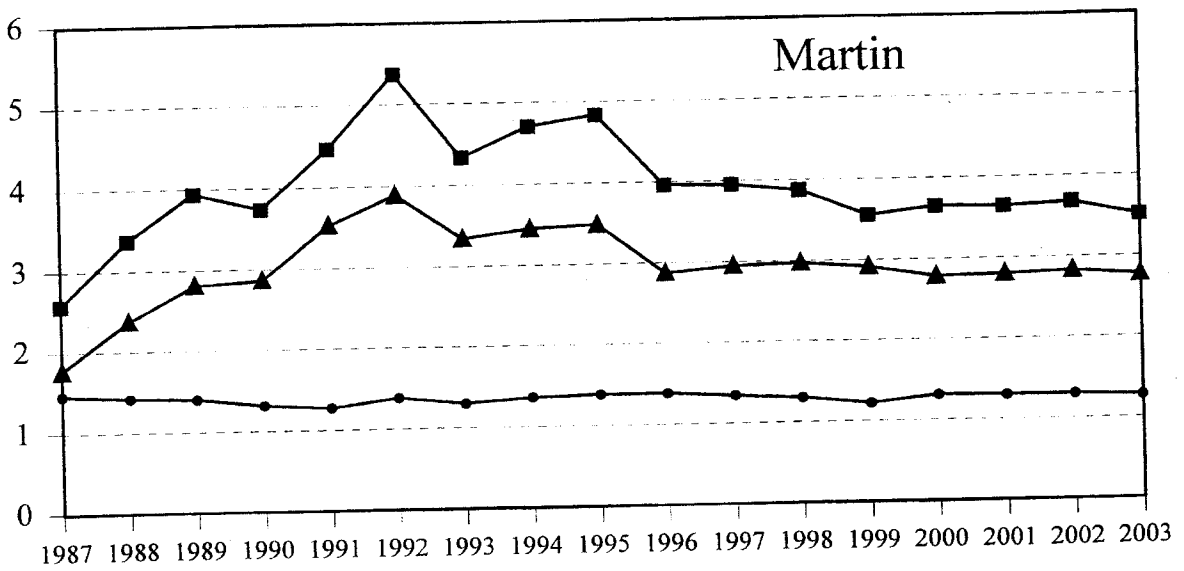
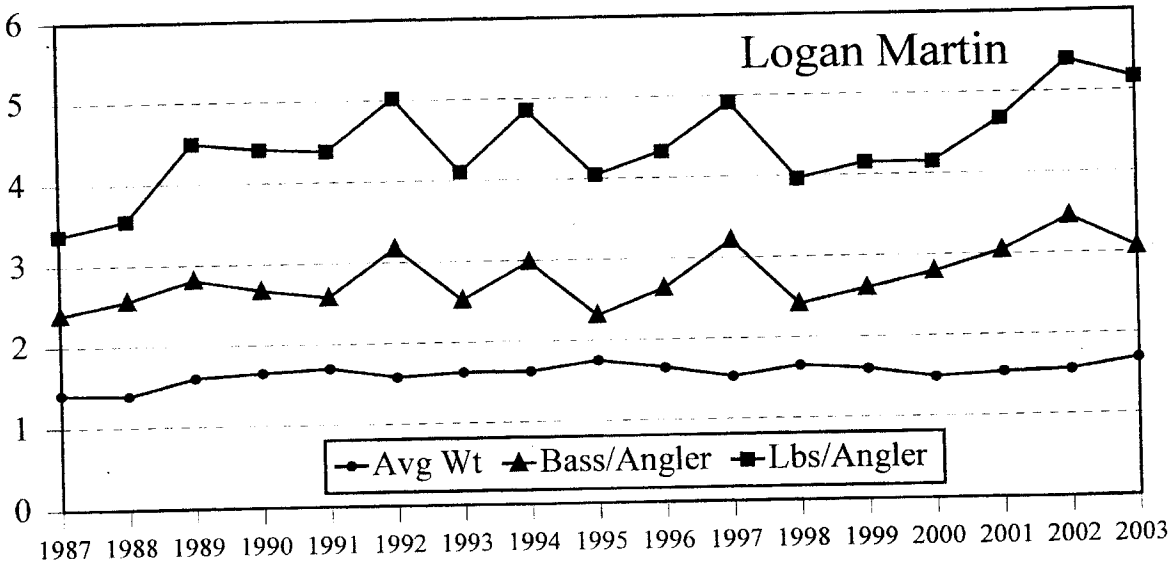
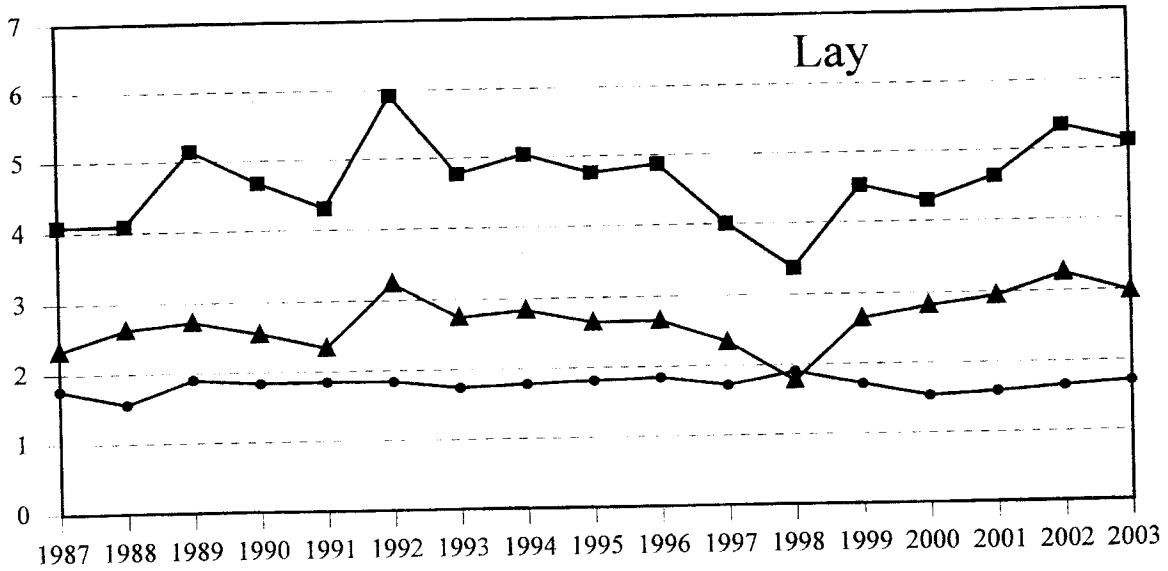
POUNDS OR NUMBER



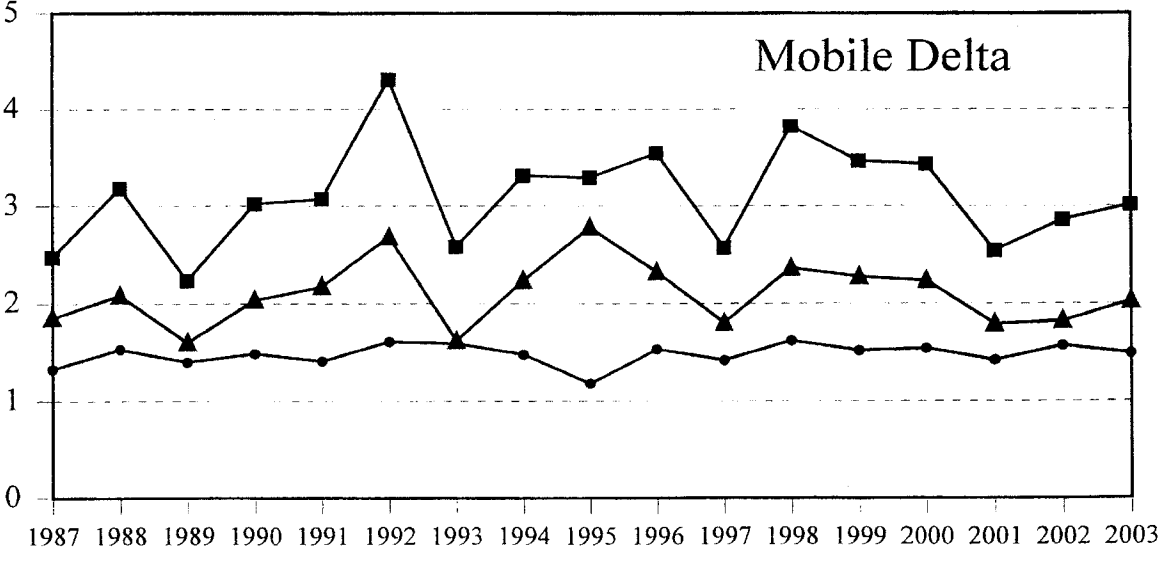
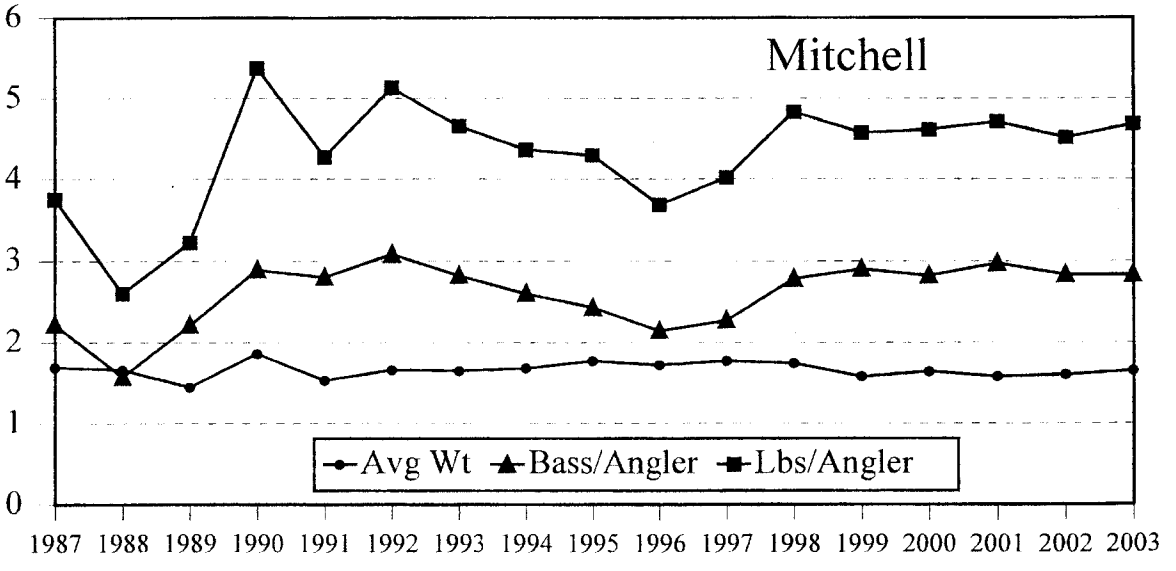
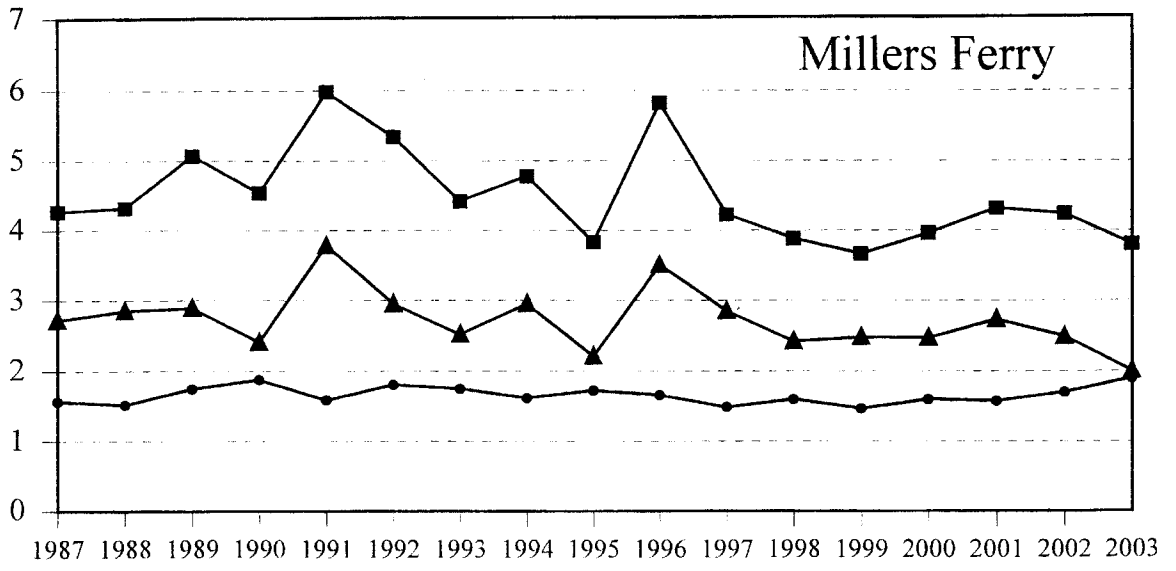
POUNDS OR NUMBER



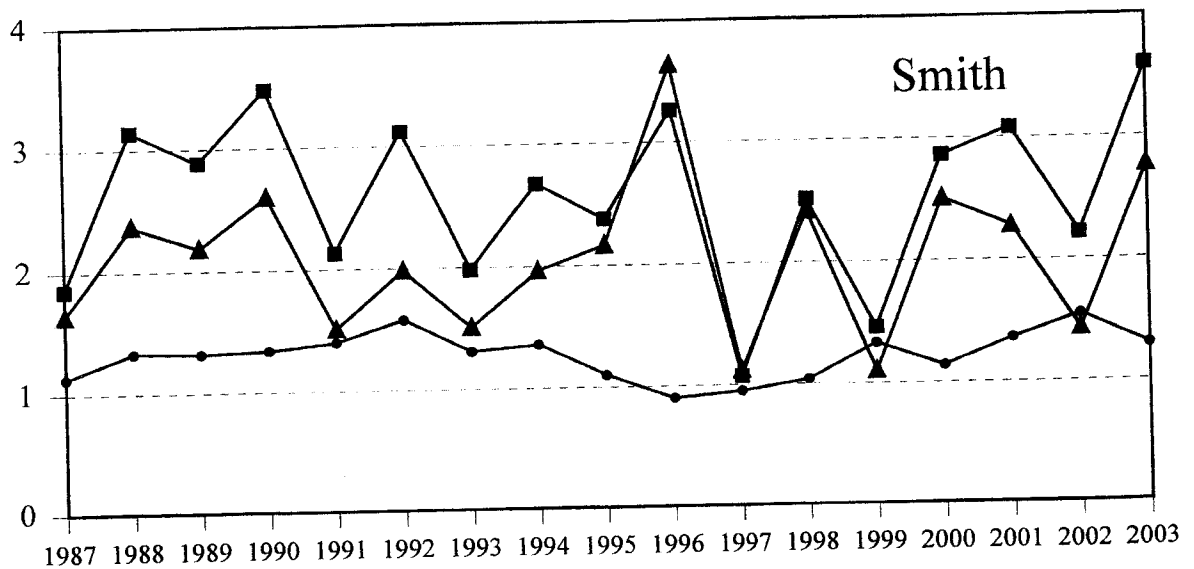
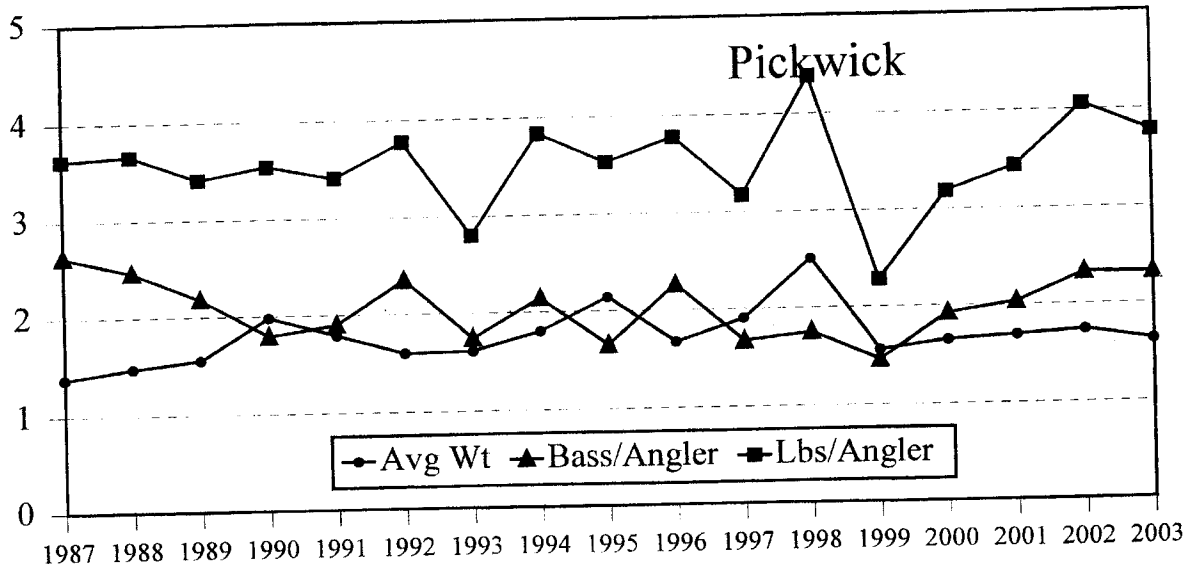
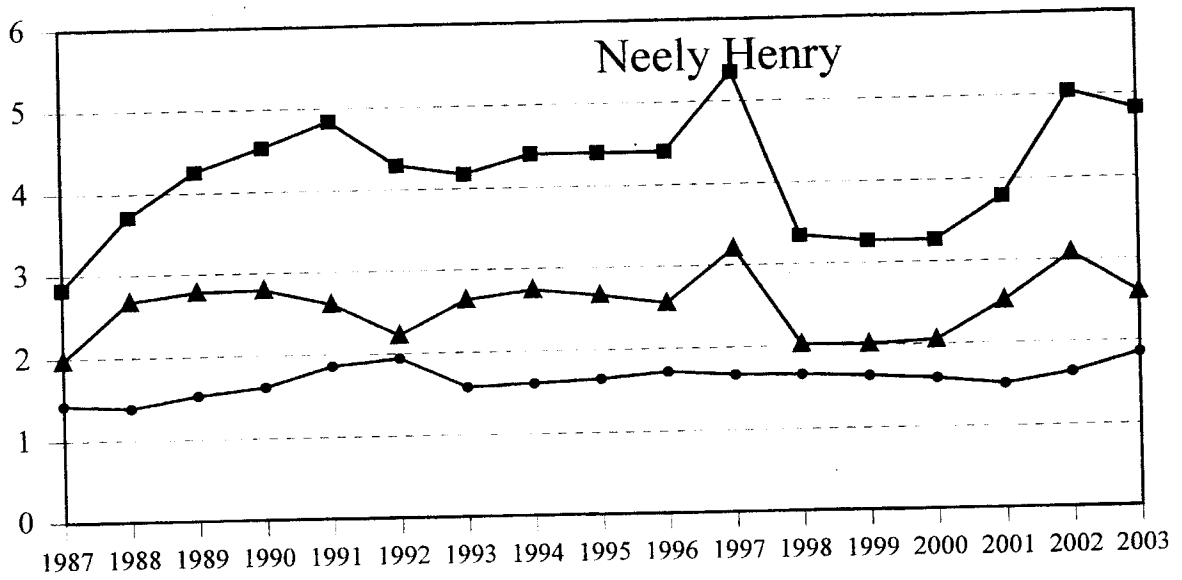
POUNDS OR NUMBER



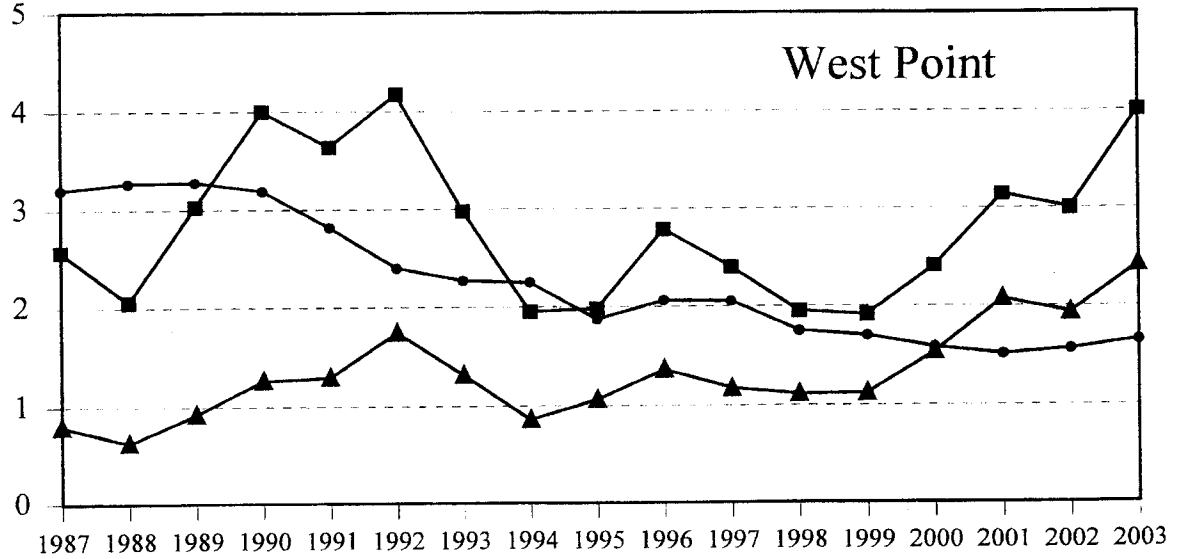
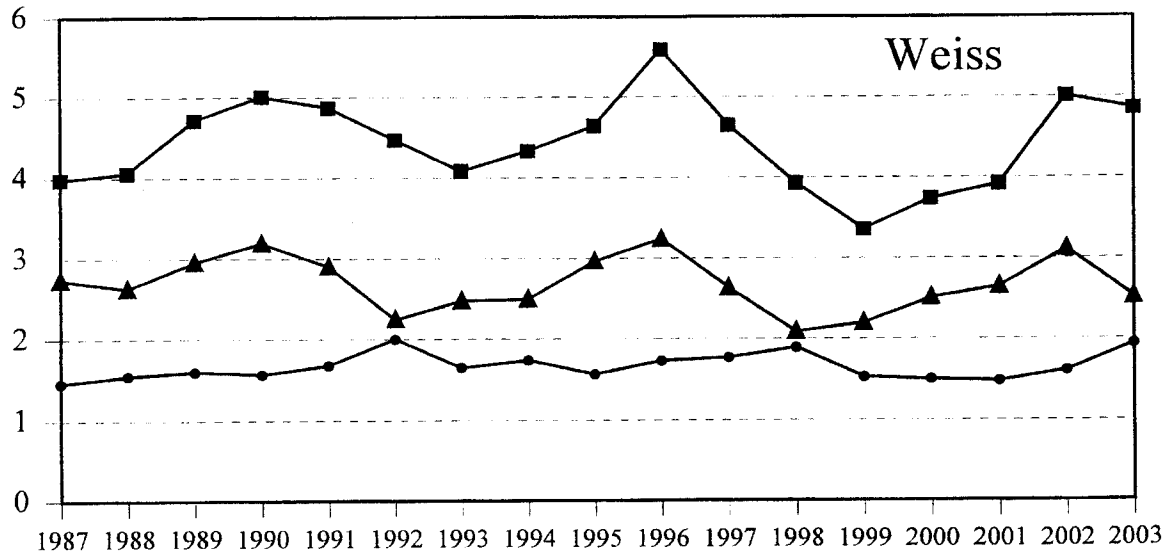
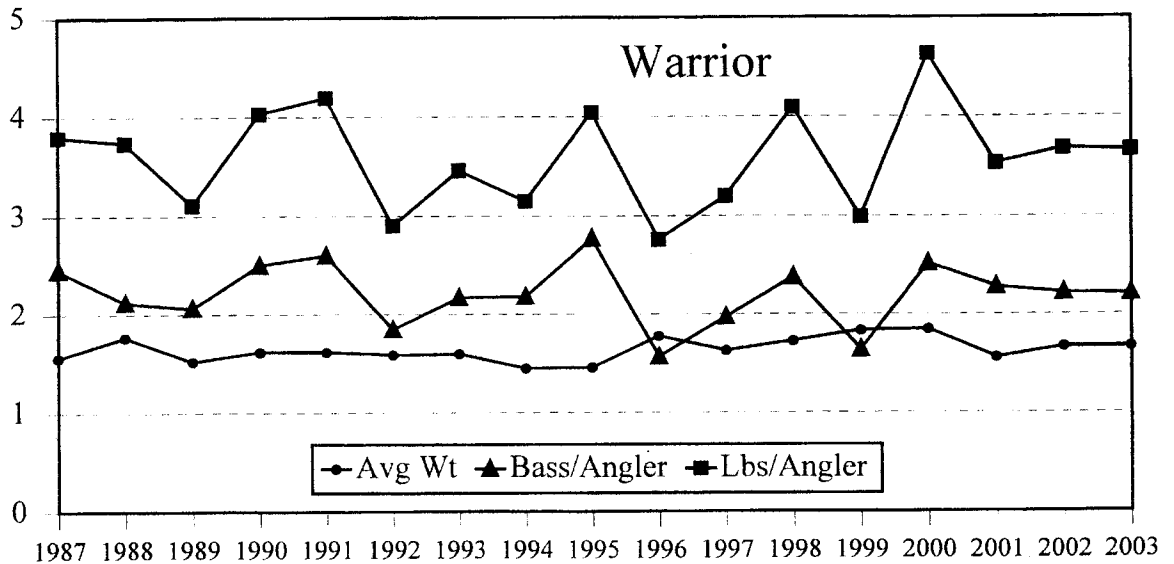
POUNDS OR NUMBER



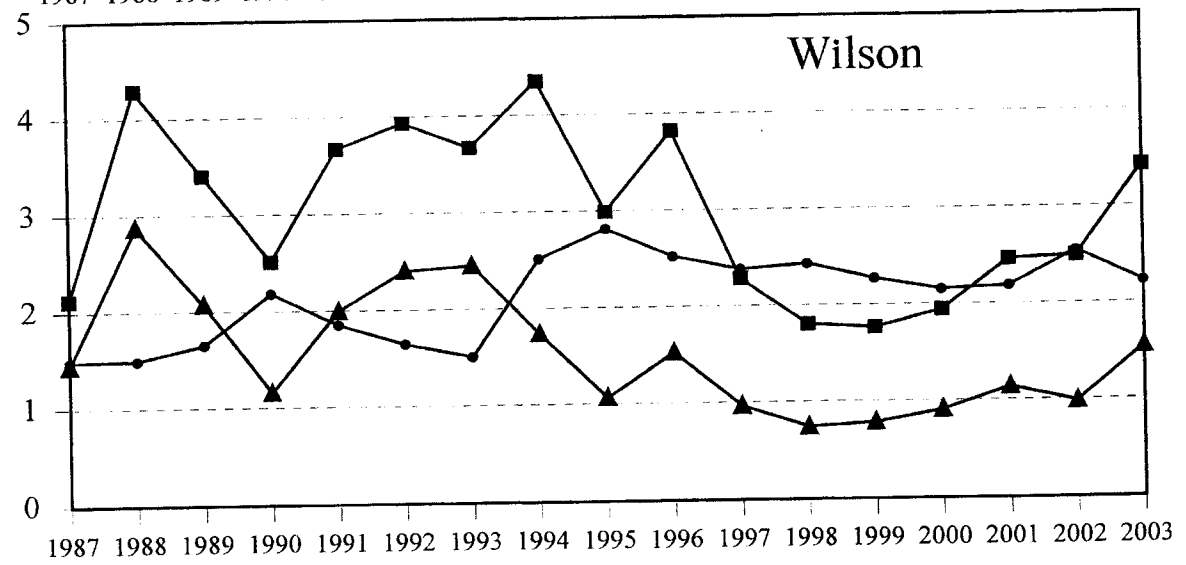
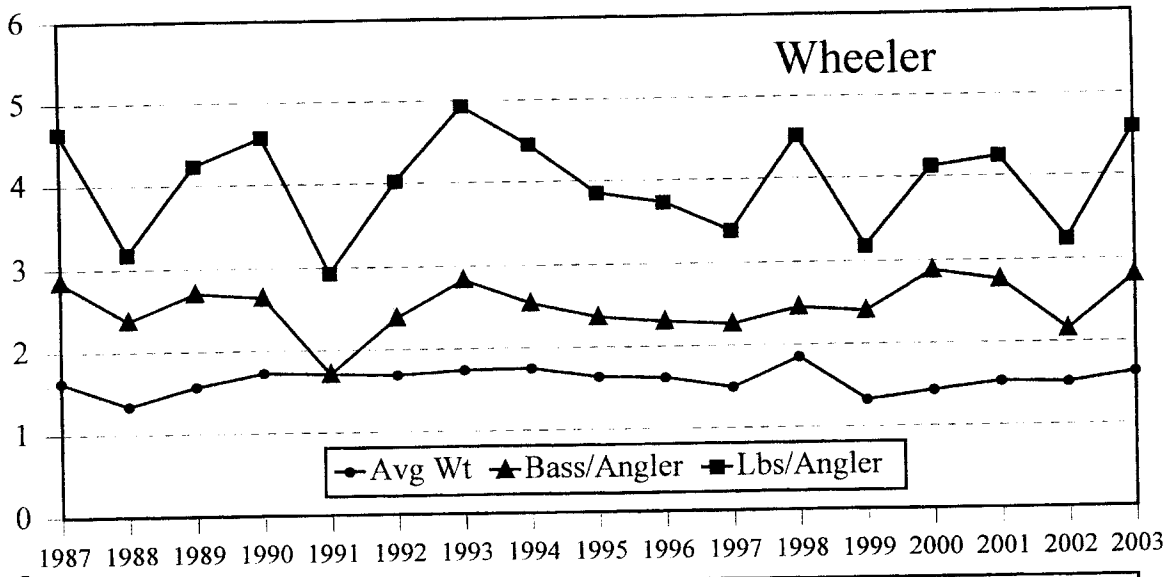
POUNDS OR NUMBER



POUNDS OR NUMBER



POUNDS OR NUMBER



The Department of Conservation and Natural Resources does not discriminate on the basis of race, color, religion, age, gender, national origin, or disability in its hiring or employment practices nor in admission to, or operations of its programs, services, or activities. This publication is available in alternative formats.

